

FORM COMP AA
(sec Rules 253 (c), 254 (c) (iii), 254 (80 255 (1) (iv))
REPORT ABOUT THE MOTOR VEHICLES ACCIDENTS

1	Name of the Police Station	Biloli Dist. Nanded
2	CR.NO./TAR No./SDE No.	187/2020 U/S 279,338,304(A)of IPC
3	Date, Time and Place of the accident.	07/11/2020 at 1845 hrs Biloli to Narsi raod near Dagdapur Tq.Biloli dist. Nanded.
4	Name of the Injured / Deceased	Padminabai Tulshiram Zelekar age 50 year r/o Takali Tq.Naigaon dist. Nanded
5	Name of Hospital to Which he/she was removed	Govt. Hospital Biloli
6	Number of vehicles and type of the vehicle	MH 26 AC-0073 Auto
7	Name and address of the Driver of the vehicle with particulars or Driving License of the said Driver and the address of the Issuing Authority of the said Driving License. The number of Badge in case of Public Service Vehicle and the address of the Issuing Authority of the said Badge.	Sayyad Shafiq Sayyad Shadula age 25 year r/o Ratoli camp Tq. Naigoan dist. Nanded MH 26-20180011227 RTO Nanded
8	Name and Address of the Owner of the vehicle as it stands on the date of the accident.	Santosh Chandu Shinde age 28year r/o Takali Tq.Naigaon dist. Nanded
9	Name and address of the insurance Company with whom the vehicle was insured and the Divisional office of the said insurance Company.	ICICI Lombard General Insurance company ltd.
10	Number of Insurance Policy/ Insurance Certificate and the date of Validity of the insurance Policy/ Insurance Certificate.	3001/N/66158734/00/ECO 16/11/2020
	Action taken if any and the result there of	An offence has been registered against the accused. After completion of investigation Charge-sheet has been submitted.

Inspector of Police
Police Station Biloli
Dist. Nanded (M.S)

CRIME DETAILS FORM

घटनास्थळाचा पंचनामा/गुन्हयाचा तपसील नमुना

१. राज्य-महाराष्ट्र, जिल्हा-नांदेड, पोलीस स्टेशन-~~मोहीली खबर~~ मोहीली खबर/कार्यवाही क्रं 187/२०२० दिनांक 08/11/२०२०

२. अधिनियम व कलम :- शा.ह.अ. २७९, ३०४, (अ). ३३७, ३३८

३. घटनेचे ठिकाण दाखविण्याचे :-

नांव :- ~~सोवधात डोलेकर~~ वडीलाचे/पतीचे नांव :- तुळशीराम डोलेकर
वय ३२-वर्ष, धंदा :- ~~मोफर~~ जात :- ~~भंडे (डोलेकर)~~ मोबाईल नंबर :- ९६७३४८३३९६
रा. ~~मो. सोवधात~~ तालुका - ~~नांदेड~~ जिल्हा - ~~नांदेड~~ राज्य - ~~महाराष्ट्र~~

४. गुन्हयाचा प्रकार (गुन्हयाचे सर्व पध्दतीसह) :-

i) प्रधान शिर्ष :- हा प्रमाण व विल्काळणी धरत भरधाव वेगात वाहन
ii) प्रधान शिर्षचे वर्गीकरण :- चालणु ल्याय वेगात वेक मारणु यत्न करणु
iii) पध्दती

iv) वापरलेली वाहणे :- ~~मोपे हॉट~~

v) केलेले वेषांतर/केलेली बतावणी :-

vi) वापरलेली भाषा/बोली भाषा :-

vii) विशेष वैशिष्ट्य-१ :-
विशेष वैशिष्ट्य-२ :-
विशेष वैशिष्ट्य-३ :-

viii) घटनेच्या ठिकाणाचा प्रकार :- ~~खिलोळी ते नसो जंजाळाच्या मरळ रस्ता~~

ix) अंतर्भूत मालमत्तेचा प्रकार :-
१) :-
२) :-
३) :-

५. बळीचा तपशील (आवश्यक असल्यास स्वतंत्र कागद जोडावा) :-

अ. क्र.	संपूर्ण नांव	जन्म तारीख / वय	लिंग	राष्ट्रीयत्व	धर्म	जाती/ जमाती	व्यवसाय	पत्ता	दुखापत गंभीर/ साधी	साधने/ हत्यार
1	पद्मिणीबाई शं. कुडीशराम झोलेकर	50 वर्ष	स्त्री	भारतीय	हिंदू	क्षत्र	एरका	म. टाळवडी ता. नाचगाव	मध्य	मोटा चाळणी
2	पुकाशीराम दत्ता - झोलेकर	55 वर्ष	पुरुष	-	-	-	शेत	-	मध्य	भरदाव वेगाव चाळणी
3	दासराव शं. वसुधा झोलेकर	22 वर्ष	स्त्री	-	-	-	एरका	-	मध्य	चाळणी
4	पानुबाई शं. शं. भांडारे	65 वर्ष	-	-	-	-	-	एरका	-	-
5	प्रतिभा दत्तामंत्र भांडारे	15 वर्ष	-	-	-	-	एरका	-	-	-

६. गुन्ह्याचा हेतू :-

.....

.....

.....

७. चोरीच्या/अतंभुत मालमत्तेचा तपशील :-

.....

.....

.....

.....


.....

८. घटनेच्या जागेचे वर्णन :-

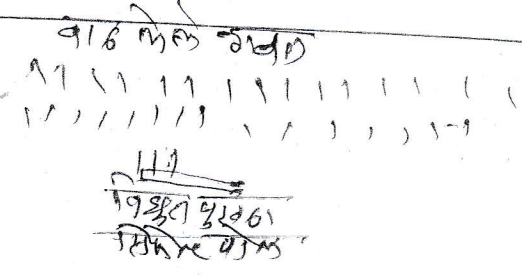
शहर विनाई को, भांडा शेतकरी शहरात कारणाचा वेगळा पणुडविक राम. शेड
 संपुटे ये. हे. विलोके गांके विलोके वेगळे जाळाचा मुख्य रोडवर देगाडा पुढे
 कारणाचे पुढे पोलीस चौक जवळ लोकावुण कक्षिक को, दि. 07.11.2020 रोजी
 सायंकाळी 06.45 वा सुट्टी झाला म. 26-A.C. 0073 - या चाळकाणे आमले
 गा. दत्तामंत्र मोटा हाचगुप व वि. काळवणी घणे भरदाव वेगाव - चाळणी वेगाव
 रामदुकर शेडवर आल्या वेगळे वेगाव मोटास लुण भरल्याने शे. ल. पळवले
 होवुण पद्मिणीबाई पुकाशीराम झोलेकर वय 50 वर्ष ही मध्य झाली गा. वेगाव
 म. 5 मधील नयु. दत्ता - चार इसमागा जवळी जवळील कारणाचा आल्या वेगाव

९. घटनास्थळाचा नकाशा :-

जे. प्रदिप ठक्कराचे घटनास्थळ



बायलेस
 मसरी गवळीकोडी कडे
 जाणारा रोड
 बायलेस
 पडे
 एलएनए
 बायलेस
 मसरी कडे
 जाणारा मुख्य रोड
 बायलेस



वाढलेला गवळ
 वाढलेला गवळ
 वाढलेला गवळ

गायशुभ जमिनी

१०. तपासकामी प्रत्यक्ष पुरावा म्हणून गुन्ह्याचे जागेवरून मिळविलेल्या / जप्त केलेल्या मालमत्तेचे वर्णन :-

पत्रापोती बॉम्बे प्रवासी रेल्वे क्लबचा गा. नं. २६. AC-००७३ काळा पिवळा रंगाचा
 ड्रायिंग म. BIH २९९५२३९
 थोरास नं. MBX ००००२FNH ३५३२२७
 जुवा वापरता बि. मंडाई. ५०,०००/- ₹

११. घटनास्थळ पंचनाम्याची दिनांक ०८/११/२०२० वेळ १०.०० ते १०.३० वार २०/११/२०

१२. पंचाची नावे व संपूर्ण पत्ता आणि सही :-

१) सत्यद राजीव सत्यद गोपाळ वर ५० वर्षे वया
 रोजी मा. विजय नगर वि. को.

२) सुभाष शंकरराव जाधव वय ५५ वर्षे दादा रोनी
 रा. वडोदापुट गा. वि. को.

घटनास्थळ दाखविणा-याची सही

तपासीक अमलदाराची सही :-

दिनांक ०८/११/२०२०

नाव :- लक्ष्म. शेड. सत्यद
 पदनाम :- पो. को. उ. प. नि. दि. को.
 पोलीस स्टेशन वि. को.

CPN (O-127)-9-2008-5,00,000 Bks./4 lvs.--PA4*
 R. G. D. No. 733/33, dated 16-6-41 and
 G. R., H. and L. G. D., No. 733/33, dated 11-12-47,
 vide Surgeon General with the Govt. of Maharashtra, Bombay's
 Letter No. FRM/1462/19357/1, dated 4-7-62.]

Memorandum of a post-mortem examination held at

R-H. Bildli

Dispensary
Hospital

on the dead body of Padminbai of Village TALALI TA NARSI
 Tulsiram Zelekar City

Taluka

Narsi

District

Nand

by DR Bhawar. S.V

I. General Particulars—

1. (a) By whom was the
corpse sent?

P.S. Bildli

(b) Name of place from
which sent.

- 3 km. Bildli to NarSI Road

(c) Distance of place
from which sent.

- 3 km

2. By whom was the corpse
brought?

- Awdut Tulsiram Zelekar

3. By whom identified?

- Awdut T. Zelekar

4. The date, hour and minute
of its receipt.

- 8-11-2020 . 2.45 am

(a) The date, hour and
minute of beginning
post-mortem exami-
nation.

8-11-2020 . 3.9 am

(b) The date, hour and
minute of ending
post-mortem exami-
nation.

- 8-11-2020 . 4.9 am

5. Substance of accompa-
nying Report from Police
Officer or Magistrate,
together with the date of
death if known. Supposed
cause of death or reason,
for examination.

AS per Police inquest
panchamng

6. If not examined at Dispensary or Hospital—

(a) Name of place where examined.

(b) Distance from Dispensary or Hospital—

(c) Reason why the body was not sent to the Dispensary or Hospital.

II. External Examination—

7. Sex, apparent age, race or caste.

- female - 150 year 1 Hindu

Description of clothes and of ornaments on the body.

mehandi colour sadi &
- Red colour Blouse

8. **Condition of the clothes—**
Whether wet with water, stained with blood or soiled with vomit or foecal matter.

wet with stain with
Blood

9. Special marks on the skin such as scars, tattooing etc., any malformations peculiarities, or other marks of identification.
State of the teeth.

TATTOO mark on Both
Hand
Loss of upper two teeth &
Lower 2 teeth

In newly born infants, the length and (if possible), the weight of the body to be recorded together with the state of the hair, nails and umbilical cord, its length, whether placenta is attached or not, if present, its size and condition.

10. **Condition of body**—
Whether well-nourished, thin
or emaciated, warm or cold.

- well nourished

11. **Rigor Mortis**—Well-marked,
slight or absent; whether
present in the whole body or
part only.

R.M. well-developed
all over body

12. Extent and signs of decom-
position, presence post-
mortem lividity of buttocks,
loins, back and thighs or any
other part. Whether bullae
present and the nature of
their contained fluid.
Condition of the cuticle.

- No sign of decomposition

13. **Features**—Whether natural
or swollen, state of eyes,
position of tongue : nature of
fluid (if any) oozing from
mouth, nostrils or ears.

Natural
eye partly closed
- Ear bleeding

14. **Condition of skin**—Marks
of blood etc. In suspected
drowning the presence or

KIAD.

15. Injuries to external genitals.
Indication of purging.

No external genital
injury

16. *Position of limbs*—
Especially of arms and
of fingers in suspected
drowning the presence or
absence of sand or earth
within the nails or on the
skin of hands and feet.

Both upper limbs
Lower limbs are
extended and supinated

17. *Surface wounds and
injuries*—Their nature, posi-
tion, dimensions (measured)
and directions to be
accurately stated—their
probable age and causes
to be noted.

CLW over front of forehead 3x1.5x1.5
CLW over occipital region of
head - 5x1.5x1.5 cm
≠ RT hand of clavicle
- CLW over RT side of shoulder
joint below neck. 3x1x1cm

If bruises be present what is
the condition of the
subcutaneous tissues?

(N.B.—(When injuries are
numerous and cannot be
mentioned within the space
available they should be
mentioned on a separate
paper which should be
signed).

18. Other injuries discovered by
external examination or
palpation as fractures etc.

- Fracture of RT hand of
clavicle:

- (a) Can you say definitely
that the injuries shown
against serial Nos. 17
and 18 are ante mortem
injuries?

III. Internal Examination—

19. Head—

(i) Injuries under the scalp, their nature.

- No any injury

(ii) **Skull**—Vault and base—describe fractures, their sites, dimensions, directions, etc.

- No fracture of Vault (Skull)
- meninges congested

- Sub-dural. Hematoma seen in occipital region of head (3 × 2 × 1 cm)

(iii) **Brain**—The appearance of its coverings, size, weight and general condition of the organ itself and any abnormality found in its examination to be carefully noted (weight M. 3 grams F. 2.75 grams).

→ Grey matter congested

20. Thorax—

(a) Walls, ribs, cartilages

- intact

(b) Pleura

- congested

(c) Larynx, Trachea and Bronchi.

- filled with blood

(d) Right Lung

} Both Lung Congested

(e) Left Lung

(f) Pericardium

- congested

(g) Heart with weight

Heart contains 100ml of blood

(h) Large vessels

- semi. solid blood.

21. Abdomen—

Walls

- intact

Peritoneum

- normal

Cavity

- normal

Buccal Cavity, teeth, tongue and Pharynx.

→ Loss of upper 2 teeth & Lower 3 teeth

Esophagus

→ contain 50 ml Red col blood

Stomach and its contents

- contain 50 ml Red col. blood

Small intestine and its contents.

- congested

Large intestine and its contents.

- congested

Liver (with weight) and gall bladder.

- congested

Pancreas and Suprarenals

- congested

Spleen with weight

- congested

Kidneys with weight

- congested

Bladder

- empty

Organs of generations

- empty

Additional remarks with where possible, medical officer's deduction from the state of the contents of the stomach as to time of death and last meal.

→ Diet after 4 HR
Last meal

State which viscera (if any) have been retained for chemical examination and also quote the numbers on the bottles containing the same.


~~not~~ not preserved

Dated

22. *Spine and Spinal Cord—

Opinion as to the cause
probable cause of death.

Probable cause of death is
due to cardio-respiratory arrest
due to haemorrhagic shock and
sub-dural hemorrhage due to
head injury


वैद्यकिय अधिकारी
ग्रामिण रुग्णालय बिलोली

Dated 8.11.2020
200

(Signature)

*The Spinal Cord need not be examined unless there are any indications of disease, Strychnia poisoning or injury.

Note—The report must be written and signed immediately after the examination. Medical Officers will at once despatch a duplicate copy to the Civil Surgeon of their district for record in his office.

No. m.c. NO. 1871-7-11-2020

Dispensary
Place _____
Civil Hospital

R.H. Biloli


200

Forwarded to the Police Sub-Inspector . P.S. Biloli

for information with reference to his No. 1871 of 200

कम. 279, 337 338

2. Viscera has been preserved. It may please be stated *Immediately* whether examination by the Chemical Analyser is necessary or it is to be destroyed.


Civil Surgeon or M.M.S. Officer
सहायक अधीक्षक
राज्य रुग्णालय बिलोली

Copy forwarded with compliments to the Civil Surgeon,

for information.

M. M. S. Officer

Seen and examined by the Civil Surgeon,

on

200

Remarks of the Civil Surgeon,

(if any)

R
26-11-2020