

**FORM COMP AA**

(sec Rules 253 (c), 254 (c) (iii), 254 (80 255 (1) (iv))  
REPORT ABOUT THE MOTOR VEHICLES ACCIDENTS

1	Name of the Police Station	Mukhed dist.Nanded
2	CR.NO./TAR No./SDE No.	331/2021 U/s 279,337,338,304(a) of IPC
3	Date, Time and Place of the accident.	19/11/2021 at 0900 hrs Jamb to Kandhar road near NagarJamb pati tq. Mukhed Dist. Nanded
4	Name of the Injured / Deceased	1)Balaji Govind Jabade age 34 years r/o Digras 2) Suryakant Ganpatu Rathod age 60 years r/o Mahadev mal tanda 3) Fulyabai Suryakant Rathod age 55 years r/o Mahadev mal tanda tq. Kandhar Dist. Nanded
5	Name of Hospital to Which he/she was removed	Govt. Hospital Mukhed Jamb,Latur
6	Number of vehicles and type of the vehicle	MH 36 H 1929 Car
7	Name and address of the Driver of the vehicle with particulars or Driving License of the said Driver and the address of the Issuing Authority of the said Driving License. The number of Badge in case of Public Service Vehicle and the address of the Issuing Authority of the said Badge.	Shivram Vishvanath Katre age 37 years r/o Sirsal tq.Ausa Dist. Latur  MH 36 20100012271 RTA Bhandara
8	Name and Address of the Owner of the vehicle as it stands on the date of the accident.	Shivram Vishvanath Katre age 37 years r/o Sirsal tq.Ausa Dist. Latur
9	Name and address of the insurance Company with whom the vehicle was insured and the Divisional office of the said insurance Company.	Universal Sompogeneral Insurance company ltd.
10	Number of Insurance Policy / Insurance Certificate and the date of Validity of the insurance Policy/Insurance Certificate.	2344/14171402/00/000 28/07/2022
11	Action taken if any and the result thereof	An offence has been registered against the accused. After completion of investigation Charge-sheet has been submitted.

Inspector of Police  
Police Station Mukhed  
Dist Nanded (M.S)

**FIRST INFORMATION REPORT**

(Under Section 154 Cr.P.C.)

प्रथम खबर अहवाल  
(कलम १५४ फौजदारी प्रक्रिया संहिता)

1. **District (जिल्हा):** नांदेड **P.S.(ठाणे):** मुखेड **Year (वर्ष):** 2021  
**FIR No.(प्रथम खबर क्र.):** 0331 **Date and Time of FIR (प्र. ख. दिनांक आणि वेळ):** 19/11/2021 18:31 बजे

2. S.No. (अ.क्र.)	Acts (अधिनियम)	Sections (कलम)
1	भारतीय दंड संहिता १८६०	304-A
2	भारतीय दंड संहिता १८६०	२७९
3	भारतीय दंड संहिता १८६०	३३७
4	भारतीय दंड संहिता १८६०	३३८

3. (a) **Occurrence of offence (गुन्ह्याची घटना):**

1. **Day(दिवस):** शुक्रवार **Date From (दिनांक पासून):** 19/11/2021  
**Time Period (कालावधी):** **Date To (दिनांक पर्यंत):** 19/11/2021  
**Time From (वेळेपासून):** 09:00 बजे  
**Time To (वेळेपर्यंत):** 18:19 बजे

(b) **Information received at P.S. (माहिती मिळालेले पोलीस ठाणे):**

**Date (दिनांक):** 19/11/2021 **Time (वेळ):** 18:19 बजे

(c) **General Diary Reference (रोजनामचा संदर्भ)**

**Entry No. (नोंद क्र.):** 024 **Date & Time (दिनांक आणि वेळ):** 19/11/2021 18:19 बजे

4. **Type of Information (माहितीचा प्रकार):** लेखी5. **Place of Occurrence (घटनास्थळ):**1.(a) **Direction and distance from P.S.(पोलीस ठाण्यापासून दिशा व अंतर):** पश्चिम, 18 किमी**Beat No. (बिट क्र.):**(b) **Address (पत्ता):** कंधार ते जांब जानारे रोडवर, नागरजांब पाटीजवळ(c) **In case, outside the limit of this Police Station, then (या पोलीस ठाण्याच्या हद्दीबाहेर असल्यास):****Name of P.S.(पोलीस ठाण्याचे नाव):****District(State) (जिल्हा(राज्य)):**

## 6. Complainant / Informant (तक्रारदार/माहिती देणारा):

(a) Name (नाव): प्रदीप पि अंकुशराव कल्याणकर

(b) Father's/Husband's Name (वडील / पती चे नाव):

(c) Date/Year of Birth (जन्म तारीख/वर्ष): 1999

(d) Nationality (राष्ट्रीयत्व): भारत

(e) UID No. (यु.आय.डी. क्र.):

(f) Passport No. (पारपत्र क्र.):

Date of Issue (दिल्याची तारीख):

Place of Issue (दिल्याचे ठिकाण):

(g) Id details (Ration Card, Voter ID Card, Passport, UID No., Driving License, PAN) ओळखपत्र विवरण (राशन कार्ड, मतदाता कार्ड, पासपोर्ट, यूआईडी सं., ड्राइविंग लाइसेंस, पॅन कार्ड)

S.No.(अ. क्र.)	Id Type (ओळखपत्राचा प्रकार)	Id Number (ओळखपत्राचा क्रमांक)
1		

(h) Address (पत्ता):

S.No.(अ. क्र.)	Address Type (पत्त्याचा प्रकार)	Address (पत्ता)
1	वर्तमान पता	दियस खु ता कंधार, मुखेड, नांदेड, महाराष्ट्र, भारत
2	स्थायी पता	दियस खु ता कंधार, मुखेड, नांदेड, महाराष्ट्र, भारत

(i) Occupation (व्यवसाय):

(j) Phone number (फोन नं.):

Mobile (मोबाइल नं.):

## 7. Details of known/suspected/unknown accused with full particulars (माहीत असलेल्या /संशयित/अनोळखी आरोपीचा संपूर्ण पत्ता):

S.No. (अ.क्र.)	Name (नाव)	Alias (उर्फनाव)	Relative's Name (नातेवाईकाचे नाव)	Present Address (वर्तमान पता)
1	कार क्र MH 36 H -1929 च्या चाल			1. कारचा चालक, मुखेड, नांदेड, महाराष्ट्र, भारत

## 8. Reasons for delay in reporting by the complainant/informant (तक्रारदार/माहिती देणा-याकडून तक्रार करण्यातील विलंबाची कारणे):

## 9. Particulars of properties of interest (संबंधीत मालमत्तेचा तपशील):

S.No. (अ.क्र.)	Property Category (मालमत्ता वर्ग)	Property Type (मालमत्ता प्रकार)	Description (वर्णन)	Value (In Rs/-) (मुल्य (रु. मध्ये))

## 10 Total value of property (In Rs/-)-(चोरीस गेलेल्या मालमत्तेचे एकूण मुल्य (रु. मध्ये)):

## 11 Inquest Report / U.D. case No., if any (इन्क्वेस्ट अहवाल/ अकस्मात मृत्यू प्रकरण क्र., जर असल्यास):

S.No. (अ. क्र.)	UIDB Number (यु.आय.डी. बी.क्र.)

## 12 First Information contents (प्रथम खबर हकीकत):

तक्रारी जबाब दि 19/11/2021मी प्रदीप पि अंकुशराव कल्याणकर वय 22 वर्ष व्यवसाय शिक्षण का दियस खु ता कंधार जि नांदेड मो नं 9307259336समक्ष पोस्टे ला हजर येवुन तक्रारी जबाब देतो की मी वरील ठिकाणचा राहणारा असुन मला एक भाऊ असुन माझे आजोळ हे माझे गावातील असुन मला तीन मामा 1) बालाजी पि गोवींदराव जबडे 2) लक्ष्मण गोवींदराव जबडे 3) दत्ता गोवींदराव जबडे असे होते . माझे मामा बालाजी जबडे हे शेती व्यवसाय करुन कुटुंबाचा उदर निर्वाह करीत होते , आज दि 19/11/2021 रोजी सकाळी साडे आठ वाजण्याचे सुमारास माझे मामा बालाजी गोवींदराव जबडे हे त्याचे मित्र सुर्यकांत गणपती राठोड रा महादेवमाळ तांडा ता कंधार यांची नात संजीवणी वय03 वर्ष ही जास्तच आजारी असल्याने तीस उपचार कामी जांब बु येथे दवाखान्यात नेण्यासाठी मामा बालाजी जबडे यांनी त्याची मोटारसायकल क्र MH 25 51630 काडुन त्यावर माझे मामा बालाजी जबडे व त्याचे पाठीमागे . सुर्यकांत गणपती राठोड . सौ फुल्याबाई



सुर्यकांत राठोड व त्याची नात संजीवनी अणील राठोड वय 03 वर्ष असे बसुन दिग्रस बु मार्ग जांबकडे गेले त्याचे पाठीमागे थोड्या वेळानेच माझे मोटारसायकलवर मी माझा मित्र सतीश लज्जमण चिंचोले असे बसुन माझे वैयक्तिक कामानीमीत जांबकडे निघालोत आम्ही नागरजांब पाटीजवळ वेळ 09.00 वा आलो असता तिथे बरेच मानसे जमा झालेले त्यावेळी आम्ही थाबुन पाहीले असता तिथे माझा मामा बालाजी जबडे यांचे मो सा क्र MH 25 1630 हिंस कार क्र MH 36 H 1929 ह्या कारणे रॉग साईडने समोरुन जोराची धडक देवुन मोटार सायकलचा चेदामेदा होयुन जागीच माझे मामा बालाजी जबडे व त्याचे सोबत असलेले सुर्यकांत राठोड हे दोघे गंभीर मार लागुन जागीच मरण पावलेले दिसले व सै फुल्याबाई राठोड व लहान मुलगी कु संजीवनी वय 03 वर्ष हिंस गंभीर मार लागल्याला दिसला त्यावेळी मी माझे ईतर नातेवाईकांना व गावातील लोकाना फोन करुन माहीती दिली त्यानंतर तीथे माझे व सुर्यकांत राठोड यांचे नातेवाईक व पोलीस हे घटनास्थळी आले त्यानंतर सै फुल्याबाई राठोड व लहान मुलगी संजीवनी हीस उपचार कामी जळकोट येथील दवाखान्यात नेले त्यानंतर थोड्या वेळाने सै फुल्याबाई सुर्यकांत राठोड ह्या पन मरण पावल्याचे समजले आहे तरी आज दि 19/11/2021चे 0900 वा चे सुमारास माझे मामा बालाजी गोवींदराव जबडे हे त्याची मोसा क्र MH 25 1630 वर सुर्यकांत गनपती राठोड . सौ फुल्याबाई सुर्यकांत राठोड व त्याची नात संजीवनी अनील राठोड वय 03 वर्ष असे बसुन जांब बु येथे दवाखान्यात कंधार ते जांब रोडने जात असताना ते नागरजांब गावाचे पाटीजवळ आले असताना समोरुन कार क्र MH 36 H .1929 च्या चालकाने त्याचे ताब्यातील कार ही हयगयी निष्काळजीपने भरधाव वेगात चालयुन माझे मामाचे मोटारसायकलीस समोरुन जोरात धडक देवुन माझे नामे 1) बालाजी गोवींदराव जबडे वय 34 वर्ष रा दिग्रस खु ता कंधार व त्याचे मीत्र 2) सुर्यकांत गनपती राठोड वय 60 वर्ष 3) फुलाबाई सुर्यकांत राठोड दोघे रा महादेवमाळ तांडा ता कंधार यांचे मरनास व कु संजीवनी अनील राठोड वय 03 वर्ष हिंस गंभीर दुखापत करन्यास कारनीभुत झाला आहे तरी कार क्र MH 36 H -1929 च्या चालकाचे विरुध्द योग्य ती कायदेशीर कार्यवाही होनेस विनंती आहे माझा जबाब माझे सांगने प्रमाने संगनकावर टंकलीखीत केला तो मी वाचुन पाहीला बरोबर व खरा आहे .

**13. Action** Since the above information reveals commission of offence(s) u/s as mentioned at (केलेली कारवाई: बाब क्र.२ मध्ये नमूद केलेल्या कलमान्वये वरील अहवालावरुन अपराध घडल्याचे.)

(1) **Registered the case and took up the investigation:** (प्रकरण नोंदविले आणि तपासाचे काम 15401000362VVG7701K हाती घेतले): VILAS VISHVAMBHAR GOBADE(I (Inspector)) / or (किंवा)

(2) **Directed (Name of I.O.) (तपास अधिका-याचे नाव):**  
**Rank (पद):**

**No.(क्र.):** to take up the investigation (ला तपास करण्याचे अधिकार दिले) or (किंवा)

(3) **Refused investigation due to** (ज्या कारणामुळे तपास करण्यास नकार दिला):

or (ज्या कारणामुळे तपास करण्यास नकार दिला)

(4) **Transferred to P.S.** (गुन्हा दुसरीकडे पाठविला असल्यास त्या पोलीस ठाण्याचे नाव):

**District (जिल्हा):**

**on point of jurisdiction** (को क्षेत्राधिकार के कारण हस्तांतरित) .

**F.I.R. read over to the complainant / informant, admitted to be correctly recorded and a copy given to the complainant / informant free of cost.** (प्रथम खबर तक्रारदाराला/खबरीला वाचून दाखविली, बरोबर नोंदविली असल्याचे त्याने मान्य केले आणि तक्रारदाराला/खबरीला खबरीची प्रत मोफत दिली.)

**R.O.A.C.** (आर. ओ .ए .सी.)

**14. Signature/Thumb impression of the complainant / informant.** (तक्रारदाराची/खबर देणा-याची सही/अंगठा):

**15. Date and time of dispatch to the court** (न्यायालयात पाठवल्याची तारीख व वेळ):



**Signature of Officer in charge, Police Station** (ठाणे प्रभारी अधिका-याची)

**Name (नाव):** VILAS VISHVAMBHAR GOBADI

**Rank(पद):** I (Inspector)

**No.(सं.):** 15401000362VVG7701K

Form of a post-mortem examination held at PHC Jamb (BK)

Dispensary Hospital

The dead body of Balaji Govind Jaballe of Village Digeas(Kh), City

Kandhar District Nanded, by Dr. Kapse M.S.

I. General Particulars--

1. (a) By whom was the corpse sent? PST. G.D. Kale.

(b) Name of place from which sent. Jamb-Kandhar road near Nagarjamb Phata.

(c) Distance of place from which sent. 4 km. approx.

2. By whom was the corpse brought? PC. D.B. Thakur. B.No. 976.

3. By whom identified? PC. D.B. Thakur B.No. 976.

The date, hour and minute of its receipt. 19/11/2021 at 1.00 P.M.

(a) The date, hour and minute of beginning post mortem examination. 19/11/2021 at 5.00 P.M.

(b) The date, hour and minute of ending post-mortem examination. 19/11/2021 at 6.00 P.M.

Substance of accompanying Report from Police Officer or Magistrate, together with the date of death if known. Supposed cause of death or reason, for examination

As per police inquest panchanama & request letter of police station mukhed deceased died on 19/11/2021 at 9.00 am due to severe injury in RTA.

6. If not examined at Dispensary or Hospital---

(a) Name of place where examined.

(b) Distance from Dispensary or Hospital--

(c) Reason why the body was not sent to the Dispensary or Hospital

NOT APPLICABLE.

## II. External Examination--

7. Sex, apparent age, race or caste.

- Male, 34 yrs, Hindu.

Description of clothes and of ornaments on the body.

- Orange colour gamacha  
 - White tear banyan, blue underwear  
 - Skin colour pant - stained w blood & torn at places  
 - Sky blue colour shirt torn at places & stained w blood at places.

8. **Condition of the clothes**  
 Whether wet with water, stained with blood or soiled with vomit or foecal matter.

- multicolour tread present in neck. (single layer)  
 → clothes torn at places & stained w blood at places.

9. Special marks on the skin such as scars, tattooing etc., any malformations peculiarities, or other State of the teeth.

- Two teeth (lower middle incisors) absent.

In newly born infants. the length and (if possible), the weight of the body to be recorded together with the state of the hair, nails and umbilical cord its length, whether placenta is attached or not if present its size and condition.

NOT APPLICABLE.

**Condition of body---**

Whether well-nourished, thin or emaciated, warm or cold.

- well nourished, cold.

11. **Rigor Mortis** - Well-marked, slight or absent; whether present in the whole body or part only.

- Rigor mortis well marked all over body.

12. Extent and signs of decomposition, presence post-mortem lividity of buttocks, loins, back and thighs or any other part. Whether bullae present and the nature of their contained fluid. Condition of the cuticle.

- NO s/o decomposition.

13. **Features** - Whether natural or swollen, state of eyes, position of tongue; nature of fluid (if any) oozing from mouth nostrils or ears.

- Natural, eyes close, tongue inside the mouth. Blood oozing from nose ~~and~~ <sup>out of</sup> (R) ear.

4. **Condition of skin** - Marks of blood etc. In suspected drowning the presence or absence of cuts anserina to be noted.

- marks of blood present on skin of face & body at some places.

15. Injuries to external genitals  
Indication of purging.

- Nil.

16. **Position of limbs**—  
Especially of arms and  
of fingers in suspected  
drowning the presence or  
absence of sand or earth  
within the nails or on the  
skin of hands and feet.

Both upper limbs extended & along  
̄ body. (straight)

Both lower limbs extended & along  
̄ body. (straight)

17. **Surface wounds and  
Injuries** — Their nature, posi-  
tion, dimensions (measured)  
and directions to be  
accurately stated—their  
probable age and causes  
to be noted.

- Injuries of column no. 17 mentioned  
on separate paper.

If bruises be present what is  
the condition of the  
subcutaneous tissues ?

(N.B.— (When injuries are  
numerous and cannot be  
mentioned within the space  
available they should be  
mentioned on a separate  
paper which should be  
signed).

18. Other injuries discovered by  
external examination or  
palpation as fractures etc.

# of lower end of (RF) femur  
̄ # lines irregular & infiltrated.  
̄ blood.

- (a) Can you say definitely  
that the injuries shown  
against serial Nos 17  
and 18 are ante mortem  
injuries ?

- Yes, ante mortem.



- ① Lacerated wound present on (L) leg, middle 1/3 antero-medial of size 15cm. x 7cm x muscle deep.
- ② Lacerated wound present at (L) arm near shoulder joint anteriorly + medially of size 6cm. x 5cm. x muscle deep. & graze abrasion present surrounding the wound region. red.
- ③ Graze abrasion present on (L) side of chest of size approx. 30cm. x 7cm. directed downwards and medially, red.
- ④ multiple graze abrasion present on (L) side of anterior abdominal wall directed in various directions + varying in size of 0.5cm. to 5cm. red.
- ⑤ multiple graze abrasion present on left thigh anteriorly, directed in various directions varying in sizes of 5cm. x 1cm<sup>up to</sup> 10cm. x 7cm. red.
- ⑥ Lacerated wound present on (R) thigh antero-medial 5cm. x 4cm x bone deep, obliquely placed.
- ⑦ multiple graze abrasions present on (R) leg directed in various directions. red.
- ⑧ Graze abrasion present on (L) knee anteriorly of size 7cm. x 4cm directed downwards. red.
- ⑨ Graze abrasion present on (R) side of chest anteriorly of size 18cm. x 5cm directed downwards. red.
- ⑩ Graze abrasion on (R) inguinal region of size 9cm. x 8cm directed medially. red.
- ⑪ Graze abrasion present on (R) shoulder of size 5cm. x 5cm horizontally placed directed upwards + backwards. red.

- (12) multiple graze abrasion present on left face directed in various directions varying in size from 1cm x 1cm to 5cm. x 5cm. red.
- (13) Graze abrasion present on (R) frontal region horizontally placed directed upwards of size 8cm. x 3cm. red.
- (14) Graze abrasion present on (L) frontal region vertically placed directed downwards of size 2cm x 1.5cm.
- (15) Graze abrasion present on left zygomatic region directed upward of size 6cm. x 3cm. red.

Kapse

Dr. Kapse. M.S.

19/11/2024

वैद्यकीय अधिकारी  
प्राथमिक आरोग्य केंद्र  
घांब (बु.) ता. पुणेड जि. नांदे

### III. Internal Examination -

#### 19. Head -

(i) Injuries under the scalp, their nature.

(ii) **Skull** - Vault and base - describe fractures, their sites, dimensions directions, etc.

(iii) **Brain** - The appearance of its coverings, size, weight and general condition of the organ itself and any abnormality found in its examination to be carefully noted (weight M. 3 grams F. 2.75 grams).

Diffuse haemorrhage present all over under scalp.

# of frontal bone present dissected -

1) from (R) frontal bone to (R) parietal bone extending up to occipital bone.

2) from (L) frontal bone to (L) parietal, (L) temporal & occipital bone.  
# margins irregular, infiltrated c blood

- Brain congested.  
meninges lacerated corresponding to # of skull bone. c subdural haemorrhage present on frontal & occipital region.

#### 20. Thorax -

(a) Walls, ribs, cartilages

- Intact. No rib #.

(b) Pleura

- Intact.

(c) Larynx, Trachea and Bronchi.

- Intact.

(d) Right Lung

(e) Left Lung

} - Both lungs Intact.  
congested.

(f) Pericardium

- Intact.

(g) Heart with weight

} - Intact.

(h) Large vessels

21. Abdomen -

- Walls - Intact.
- Peritoneum } About 100 ml of blood in cavity.
- Cavity }
- Buccal Cavity, teeth, tongue and Pharynx. - Intact.
- Desophagus - Intact.
- Stomach and its contents - Intact, congested. About 200 ml of brownish fluid present. No abnormal smell perceived.
- Small intestine and its contents. } Intact congested.
- Large intestine and its contents. }
- Liver (with weight) and gall bladder. - congested, multiple lacerations present on posterior aspect.
- pancreas and Suprenals - Intact, congested.
- Spleen with weight - Intact congested.
- Kidneys with weight - Both kidney intact + congested.
- Bladder - Intact, empty.
- Organs of generations - Intact

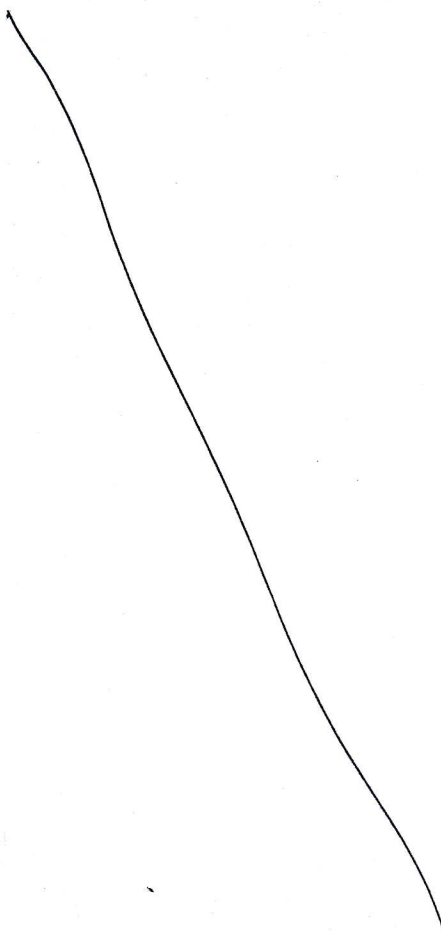
Additional remarks with where possible, medical officer's deduction from the state of the contents of the stomach as to time of death and last meal.

State which viscera (if any) have been retained for chemical

\*Spine and Spinal Cord - Intact. not opened.

Opinion as to the cause  
probable cause of death.

Head Injury.



Hapse  
19/11/2021

वैद्यकीय अधिकारी  
(Signature)  
प्राथमिक आरोग्य केंद्र  
जंजिरा, मुंबई

Dated

20 19/11/2021

\* The Spinal Cord need not be examined unless there are any indications of disease.  
**Note** - The report must be written and signed immediately after the examination. Medical Officers will at once despatch a duplicate copy to the civil Surgeon of their district for record in his office.  
Great care should be taken not to cut the viscera before they have been inspected *in situ*.

P.M. NO. - 4/2021

8  
20

Dispensary  
Place \_\_\_\_\_  
Civil Hospital

PHC Jamb (Bk)  
20

Forwarded to the Police Sub - Inspector Police station Mukhed.  
for information with reference to his No. S.D. NO. 10/2021 20

2. Viscera has been preserved. It may please be stated **Immediately** whether examination by the Chemical Analyser is necessary or it is to be destroyed.

Kapse  
(Dr. Kapse M.S.)  
Civil Surgeon or M. M. S. Officer  
11/2021  
वैद्यकीय अधिकारी  
प्राथमिक आरोग्य केंद्र  
जंब (बु.) ताल. मुखेड  
for information.

Copy forwarded with compliments to the Civil Surgeon.

M. M. S. Officer

Seen and examined by the civil Surgeon.

20

Remarks of the Civil Surgeon,

(if any)

on

Civil Surgeon

Report of a post-mortem examination held at PHC Jamb (BK)

Dispensary Hospital

the dead body of Suryakant Ganpatirao <sup>Village</sup> Mahadevmai Tanda, Rui., <sup>City</sup> Rathod.

aka Kandhar

District Nanded

by Dr. Kapse M.S.

I. General Particulars--

1. (a) By whom was the corpse sent? PSI G.D. Kale.

(b) Name of place from which sent. Jamb - kandhar road near Nagarjamb Phata

(c) Distance of place from which sent. 4 km. approx.

2. By whom was the corpse brought? P.C. D.B. Thakur. B.No. 976.

3. By whom identified? P.C. D.B. Thakur. B.No. 976.

4. The date, hour and minute of its receipt. 19/11/2021 at 1.00 P.M.

(a) The date, hour and minute of beginning post mortem examination. 19/11/2021 at 6.00 P.M.

(b) The date, hour and minute of ending post-mortem examination. 19/11/2021 at 7.00 P.M.

5. Substance of accompanying Report from Police Officer or Magistrate together with the date of death if known. Supposed cause of death or reason for examination. As per police inquest panchanama & request letter of police station Mukhed deceased died on 19/11/2021 at 9.00 am due to severe injury in RTA.

6. If not examined at Dispensary or Hospital---

(a) Name of place where examined.

(b) Distance from Dispensary or Hospital--

(c) Reason why the body was not sent to the Dispensary or Hospital

NOT APPLICABLE.

## II. External Examination--

7. Sex, apparent age, race or caste.

- Male, 60 yrs, Hindu.

Description of clothes and of ornaments on the body.

- white dhoti  
- white shirt, white baniyan  
- white gamcha  
- Grey & faint blue lining underwear.

8. **Condition of the clothes**  
Whether wet with water, stained with blood or soiled with vomit or foecal matter.

- Red tread at waist (4 layer)  
- stained w blood at places.

9. Special marks on the skin such as scars, tattooing etc., any malformations peculiarities, or other State of the teeth.

==

In newly born infants. the length and (if possible), the weight of the body to be recorded together with the state of the hair, nails and umbilical cord its length, whether placenta is attached or not if present its size and condition.

NOT APPLICABLE.



- 15 Injuries to external genitals  
Indication of purging.

- Intact.  
NO purging.

16. **Position of limbs**—  
Especially of arms and  
of fingers in suspected  
drowning the presence or  
absence of sand or earth  
within the nails or on the  
skin of hands and feet.

- Both upper limbs extended & along  
ē body. (straight)  
- Both lower limbs extended & along  
ē body. (straight)

17. **Surface wounds and  
Injuries**— Their nature, posi-  
tion, dimensions (measured)  
and directions to be  
accurately stated—their  
probable age and causes  
to be noted.

1) lacerated wound on (R) wrist  
dorsally of size 4cm x 3cm ē  
# of bones at (R) wrist joint

2) Dislocation of (L) shoulder  
joint present.

If bruises be present what is  
the condition of the  
subcutaneous tissues ?

3) Graze abrasion present on (R)  
knee joint anteriorly of size  
10cm x 6 cm.

4) complete, internal # of (L) femur  
at upper 1/3.

(N.B.— (When injuries are  
numerous and cannot be  
mentioned within the space  
available they should be  
mentioned on a separate  
paper which should be  
signed).

5) Graze abrasion on (R) temporal  
region of scalp of size 4cm x 4cm.

- 18 Other injuries discovered by  
external examination or  
palpation as fractures etc.

- (a) Can you say definitely  
that the injuries shown  
against serial Nos 17  
and 18 are ante mortem  
injuries ?

- yes.

10. **Condition of body---**  
Whether well-nourished, thin  
or emaciated, warm or cold.

- Thin, cold.

11. **Rigor Mortis** - Well-marked,  
slight or absent; whether  
present in the whole body or  
part only.

- Rigor mortis well marked.

12. Extent and signs of decom-  
position, presence post-  
mortem lividity of buttocks,  
loins, back and thighs or any  
other part. Whether bullae  
present and the nature of  
their contained fluid.  
Condition of the cuticle.

- No s/o decomposition.

13. **Features** - Whether natural  
or swollen, state of eyes,  
position of tongue; nature of  
fluid (if any) oozing from  
mouth nostrils or ears.

- Natural, eyes partially close, tongue  
inside the mouth. Blood oozing from  
mouth, nostrils & (R+) ear.

14. **Condition of skin** - Marks  
of blood etc. In suspected  
drowning the presence or  
absence of cutaneous area  
to be noted.

- Marks of blood (+) on skin of face &  
body at some places.

## Internal Examination -

## Head -

- (i) Injuries under the scalp, their nature. - Extradural haemorrhage seen underneath the ~~scalp~~ all over scalp.
- (ii) **Skull** - Vault and base - describe fractures, their sites, dimensions directions, etc. # of (R+) parietal bone, comminated # sutural associated with comminated fracture with fracture fragment, with subdural and subarachnoid haemorrhage seen. # margins infiltrated with blood.
- (iii) **Brain** - The appearance of its coverings, size, weight and general condition of the organ itself and any abnormality found in its examination to be carefully noted (weight M. 3 grams F. 2.75 grams). - Brain normal in size & shape. Longest. Labelation of meninges on (R+) side corresponding to # of skull bone

## 0. Thorax -

- (a) Walls, ribs, cartilages - Intact. No rib #, pale.
- (b) Pleura - Intact, pale.
- (c) Larynx, Trachea and Bronchi. - Intact, pale.
- (d) Right Lung } - Both lungs intact, normal in size & shape  
- Pale.
- (e) Left Lung }
- (f) Pericardium - Intact, pale.
- (g) Heart with weight - Intact. normal in size & shape. pale.
- (h) Large vessels - Intact. pale.
- (i) Aditional remarks - None.

## 21. Abdomen -

- Walls - Intact. Pale
- Peritoneum - Intact. Pale
- Cavity - Intact. ~~absent~~
- Buccal Cavity, teeth, tongue and Pharynx. - Intact, <sup>4</sup> ~~+~~ <sup>absent.</sup> ~~+~~ Intact.
- Esophagus - Intact. Pale.
- Stomach and its contents - Intact. normal in size & shape, pale  
100 ml to 200 ml of yellowish fluid ⊕  
No abnormal smell ⊕
- Small intestine and its contents. - Intact. normal in size & shape. Pale
- Large intestine and its contents. - Intact. normal in size & shape. Pale.
- Liver (with weight) and gall bladder. - Intact. normal in size & shape, pale.
- pancreas and Suprenals - Intact. normal in size & shape.  
pale.
- Spleen with weight - Intact. normal in size & shape. pale.
- Kidneys with weight - Intact. normal in size & shape. Pale.
- Bladder - Intact.
- Organs of generations - Intact.

Additional remarks with where possible, medical officer's deduction from the state of the contents of the stomach as to time of death and last meal.

State which viscera (if any) have been retained for chemical examination and also quote the numbers on the bottles containing the same

\*Spine and Spinal Cord - Intact, not opened.

Opinion as to the cause  
probable cause of death.

After careful post mortem examination  
of deceased susyokant Ganpati Rathod, 60 yrs / male.  
R/o Mahadevmal Parda, Rui. Tq. Kandhar. Dist. Nanded  
on 19/11/2021. I came to conclusion that  
deceased died due to shock due to haemorrhages  
due to injury to vital organ brain due to  
head injury.

Dated 19/11/2021

*[Signature]*

MO PHC  
Jamb Ek. Tq. Mukher

\* The Spinal Cord need not be examined unless there are any indications of disease, Strychnia poisoning or injury.  
**Note** - The report must be written and signed immediately after the examination. Medical Officers will at once  
despatch a duplicate copy to the civil Surgeon of their district for record in his office  
Great care should be taken not to cut the viscera before they have been inspected *in situ*

P.M. No. - 05/2021

8  
20

Dispensary  
Place \_\_\_\_\_  
Civil Hospital

PHC Jamb (BK)  
20

Forwarded to the Police Sub - Inspector Police station, Mukhed.  
for information with reference to his No. SD NO. 10/2021 20

2. Viscera has been preserved. It may please be stated **Immediately** whether examination by the Chemical Analyser is necessary or it is to be destroyed.

*M. M. S.*

**MO PHC**  
Civil Surgeon or M.M.S. Officer  
**Jamb BK. Tq. Mukhed**

Copy forwarded with compliments to the Civil Surgeon.

for information.

M. M. S. Officer

Seen and examined by the civil Surgeon.

20

on

Remarks of the Civil Surgeon,

(if any)

outward no. 71 / 2021

Memorandum of a post-mortem examination held at Rural Hospital, Jalgot Dispensary Hospital

on the dead body of phulbai suryakant of mahadev mat tanda Rui  
Rathod City

Taluka kandhar, District Nanded, by Dr. Dhone Namdev M.

I. General Particulars—

1. (a) By whom was the corpse sent? H. C. 143 S.G. Gudappe
- (b) Name of place from which sent. R. H. Jalgot
- (c) Distance of place from which sent. 100 m.
2. By whom was the corpse brought? H. C. Gudappe
3. By whom identified? Sandeep Suryakant Rathod.
4. The date, hour and minute of its receipt. 19/11/2021 12.30 pm
- (a) The date, hour and minute of beginning post-mortem examination. 19/11/2021 4.00 pm
- (b) The date, hour and minute of ending post-mortem examination. 19/11/2021 5.00 pm.
5. Substance of accompanying Report from Police Officer or Magistrate, together with the date of death if known. Supposed cause of death or reason for examination. As per police inquest panchnama.





10. **Condition of body**—  
Whether well-nourished, thin  
or emaciated, warm or cold.

well nourished & cool

11. **Rigor Mortis**—Well-marked,  
slight or absent; whether  
present in the whole body or  
part only.

Slight rigor mortis present over  
hand.

12. Extent and signs of decom-  
position, presence post-  
mortem lividity of buttocks,  
loins, back and thighs or any  
other part. Whether bullae  
present and the nature of  
their contained fluid.  
Condition of the cuticle.

Not Seen.

13. **Features**—Whether natural  
or swollen, state of eyes,  
position of tongue, nature of  
fluid (if any) oozing from  
mouth, nostrils or ears.

Eyes closed  
Tongue inside mouth.

14. **Condition of skin**—Marks  
of blood etc. In suspected  
drowning the presence or  
absence of cutes anserina  
to be noted.

Blood stained patches all over  
abdomen.

15. Injuries to external genitals.  
Indication of purging.

No injuries to external genitalia.  
purging Absent.

16. **Position of limbs**—  
Especially of arms and  
of fingers in suspected  
drowning the presence or  
absence of sand or earth  
within the nails or on the  
skin of hands and feet.

Right hand on Abdomen with fingers  
rolling inside.

Left hand on Abdomen with fist closed

Both right & Left leg straight with  
body on table in supine position.

17. **Surface wounds and  
injuries**—Their nature, position, dimensions (measured) and directions to be accurately stated—their probable age and causes to be noted.

<sup>Grazed</sup> Abrasion injury over forehead on Rt side  
eLW of 2 x 3 cm on left side of chin.

Lacerated injury of around 5-6 cm above  
(Rt) knee.

If bruises be present what is  
the condition of the  
subcutaneous tissues?

~~None~~ . -

(N.B.—(When injuries are  
numerous and cannot be  
mentioned within the space  
available they should be  
mentioned on a separate  
paper which should be  
signed).

18. Other injuries discovered by  
external examination or  
palpation as fractures etc.

—

- (a) Can you say definitely  
that the injuries shown  
against serial Nos. 17  
and 18 are ante mortem  
injuries?

yes.

## III. Internal Examination—

## 19. Head—

- (i) Injuries under the scalp, their nature.

Contusion under the scalp on frontal region seen.

- (ii) **Skull**—Vault and base—describe fractures, their sites, dimensions, directions, etc.

Skull fracture under the scalp on frontal region which is 3-4 in number

- (iii) **Brain**—The appearance of its coverings, size, weight and general condition of the organ itself and any abnormality found in its examination to be carefully noted (weight M. 3 grams F. 2.75 grams).

Subdural hemorrhage noted on frontal region.

Thin line of sub arachnoid hemorrhage at occipital region.

## 20. Thorax—

- (a) Walls, ribs, cartilages

intact & no injury seen.

- (b) Pleura

intact & congested

- (c) Larynx, Trachea and Bronchi.

intact & congested

- (d) Right Lung

- (e) Left Lung

} intact & congested

- (f) Pericardium

intact

- (g) Heart with weight

intact

- (h) Large vessels

intact

- (i) Additional remarks.

21. Abdomen

Walls	intact & congested
Peritoneum	intact
Cavity	intact.
Buccal Cavity, teeth, tongue and Pharynx.	tongue within <del>area</del> mouth. all teeth present.
Esophagus	intact & congested.
Stomach and its contents	intact with around 100-200 ml rice watery fluid.
Small intestine and its contents.	intact.
Large intestine and its contents.	intact & loaded with feces.
Liver (with weight) and gall bladder.	intact & congested
Pancreas and Suprarenals	intact & congested
Spleen with weight	intact & congested
Kidneys with weight	intact & congested
Bladder	intact & empty.
Organs of generations	

Additional remarks with where possible, medical officer's deduction from the state of the contents of the stomach as to time of death and last meal.

→

||

—

State which viscera (if any) have been retained for chemical examination and also quote the numbers on the bottles containing the same.

←


\*Spine and Spinal Cord—


Not Examined.

Opinion as to the cause  
probable cause of death.

The probable cause of death is Cardio-  
respiratory failure due to subdural  
Hemorrhage due to Head injury.

Dated 19/11/2020

  
वैयक्तिक अधिकारी  
(signature)  
राजीव अस्पताल, जलका

\*The Spinal Cord need not be examined unless there are any indications of disease. Strychnia poison: 

**Note**—The report must be written and signed immediately after the examination. Medical Officers will at once despatch a duplicate copy to the Civil Surgeon of their district for record in his office.

Great care should be taken not to cut the viscera before they have been inspected *in situ*.

No.

200

Place Dispensary  
Civil Hospital

200

Forwarded to the Police Sub-Inspector

for information with reference to his No.

of

200

2. Viscera has been preserved. It may please be stated *Immediately* whether examination by the Chemical Analyser is necessary or it is to be destroyed.

*Civil Surgeon or M. M. S. Officer*

Copy forwarded with compliments to the Civil Surgeon,

for information.

*M. M. S. Officer*

Seen and examined by the Civil Surgeon,

200

on

Remarks of the Civil Surgeon,

(if any)

*Civil Surgeon*


# SUB DIST. HOSPITAL MUKHED TQ. MUKHED DIST. NANDED

## MEDICO LEGAL CUM INJURY CERTIFICATE

Name of Patient: Shivaram Dikshavanath R/O: 37 yrs Age: 37 Sex: Male Seal/ Outward No.: 2251  
Katere Police Station Shirsad Tal. Pusa, Dist. Nashik Date: 19/11/2021 of 2021  
 Brought By: Police PC-Mukhelwad Date & Time of Exam: 12:45 PM Police Station: Mukhelwad  
 Reference: 2679 from PS Mukhelwad In Patient / OPD: 2251  
 Name of the Doctor: Dr S.S. Deshpande No. 11 Side of LT

Marks of Identification: One black mole over chest

Kinds of Injury	Measurement	Part of Body	Simple / Grievous	Weapon	Age of Injury	Remark
① Abrasion	measured approximately - 2.0-5 cm - 1.5-4.0-5 cm	over Dorsum of Rt Hand	Simple	blunt	with in 48 hrs	
② Abrasion	1.0-5 cm	over Rt Arm	Simple	blunt	within 48 hrs	
③ Blunt Trauma	-	over Neck	Simple	blunt	within 48 hrs	

  
 Dr. S.S. Deshpande  
 Medical Officer

