

FORM COMP AA

(sec Rules 253 (c) 254 (c) (iii), 254 (80 255 (1) (iv))

REPORT ABOUT THE MOTOR VEHICLES ACCIDENTS

1	Name of the Police Station	Police Station Islapur
2	CR.NO./TAR No./SDE No.	95/2017 U/S 279,338, 304 (A) I P C
3	Date, Time and Place of the accident.	03/09/2017 at 19.45 hrs. Nanded to Kinwat Road Ritha Pati
4	Name of the Injured / Deceased	Baliram Dharmji Deshmukh age 60 R/o Sawargaon Tq. Kinwat
5	Name of Hospital to Which he/she was removed	P.H.C Islapur
6	Number of vehicles and type of the vehicle	MH 29 -V - 8295 Auto
7	Name and address of the Driver of the vehicle with particulars or Driving License of the said Driver and the address of the Issuing Authority of the said Driving License. The number of Badge in case of Public Service Vehicle and the address of the Issuing Authority of the said Badge.	Sakharam Ganpat Tarange age 26 R/o /Ritha Tq. Kinwat Without License
8	Name and Address of the Owner of the vehicle as it stands on the date of the accident.	Maroti Madhav Varhade R/o Takli Tq. Umarked
9	Name and address of the insurance Company with whom the vehicle was insured and the Divisional office of the said insurance Company.	New India Insurance Company. Ltd.
10	Number of Insurance Policy/Insurance Certificate and the date of Validity of the insurance Policy/Insurance Certificate.	16061231160200000794 Date.08/12/2017
11	Action taken if any and the result there of	An offences has been registered against the accuse. After Investigation Charg Sheet has been submitted against the accused.

Inspector of Police
Police Station Islapur

दिनांक 04/09/2017

जबाब

मी मारोती पिता बळीराम देशमुखे वय 27 वर्ष धंदा शेती रा.सावरगाव ता.किनवट मोबाईल क्रमाक 7057043408

समक्ष पो.स्टे.ला हजर येवुन जबाब देतो कि, मी वरील ठिकाणचा रहाणारा असुन मला एक भाऊ व बहीण असुन बहीणीचे लग्न झालेले आहे माझे वडील बळीराम देशमुखे हे पण शेती मध्ये आम्हा भावाला मदत करत असतात.

दिनांक 03/09/2017 रोजी संध्याकाळी 07.45 वाजता माझे वडील बळीराम देशमुखे,आजी भागीरथाबाई देशमुखे व गावातील लोक शेषेराव आनंदराव मेंडे,वसंत माधव टारपे,सोमाजी राघोजी देशमुखे,असे आमचे गावातील अॅटो रिक्शा चालक लक्ष्मण साळाजी वाकोडे त्यांचा अॅटो रिक्शा क्रमाक एम एच 26/AC 1252 मध्ये बसुन ईस्लापुर येथे बॅकेचे कर्जाची ऑनलाईन कर्ज भरण्यासाठी सावरगाव येथुन ईस्लापुर येथे निघाले होते.त्यावेळी मी घरीच होतो वेळ रात्री सव्वा आठ वाजता आमचे गावातील लक्ष्मण वाकोडे यांनी मला फोन करुन सांगितले कि, रेल्वे पुलाचे जवळ वळण रस्त्यावर आमचे अॅटोचा आपघात झाला आहे व तुमचे वडीलांना बराच मार लागला आहे असे सांगितले वरुन मी व माझा भाऊ मोतीराम देशमुख असे मोटार सायकलवर सदर आपघाताचे ठिकाणी आलो असता तेथे आम्हाला समजले कि, माझे वडीलास त्यांच अॅटो रिक्शा मध्ये ईस्लापुर सरकारी दवाखान्यात नेले आहे असे माहिती समजल्याने मी व भाऊ प्राथमीक आरोग्य केंद्र ईस्लापुर येथे आलो व वडीलांना पाहीले असता माझे वडीलाचा उजवे पायास बराच मार लागुन पाय निकामी झाला होता त्यावेळी मला अॅटो चालक लक्ष्मण वाकोडे यांनी सांगितले कि,आमचा अॅटो रिक्शा रेल्वे पुल ओलाडुन वळण रस्त्यावर आलो असता एक काळा पिवळा अॅटो रिक्शा हा नांदेड कडुन किनवट कडे आमचे समोरुन भरधाव वेगात येवुन आमचे अॅटो रिक्शास उजवे बाजुस जोराची धडक मारुन तो न थांबता पळुन गेला त्यामुळे तुमचे वडील बळीराम देशमुखे यांचे उजवे पायास बराच मार लागल्याने त्यांना आम्ही उपचार कामी प्राथमीक आरोग्य केंद्र ईस्लापुर येथे घेवुन आलो आहे असे सांगितले.वडीलांना उजवे पायास बराच मार लागल्याने त्यांना पुढील विलाजा कामी सरकारी अॅम्बुलन्स नांदेड येथे पाठविले नांदेड येथे वडीला सोबत मी ,गजानन टारपे,जनार्धन भुसारे असे सोबत गेलो आम्ही नांदेड येथे जात असतांना वाटेतच बासड येथे वडील मरण पावल्याचे समजल्याने त्यांना परत ईस्लापुर येथे घेवुन आलो आहे.

तरी दिनांक 03/09/2017 रोजी संध्याकाळी सव्वा आठ वाजता नांदेड ते किनवट रोडवर रेल्वे पुलाचे जवळ वळनावर अॅटो रिक्शा क्र एम एच 26/AC 1252 मध्ये माझे वडील व ईतर लॉक हे बॅकेचे कर्जाचे ऑनलाईन पिक कर्ज भरण्यास ईस्लापुर येथे येत असतांना एक काळा पिवळा रंगाचा अॅटो रिक्शा चालक यांने त्यांचे ताब्यातील अॅटो रिक्शा हा हयगय व निष्काळजी पणाने भरधाव वेगात चालवुन आमचे वडील बसलेल्या अॅटो रिक्शास जोराची धडक देवुन वडीलास जखमी करुन त्यांचे मरणास कारणीभूत झाला आहे.करीता सदर काळा पिवळा अनोळखी वाहन चालका विरुद्ध कार्यवाही होणेस विनंती आहे.

माझा वरील जबाब माझे सांगणे संगणकावर घेतला तो मी वाचुन पाहीले बरोबर असुन खरा आहे

हा जबाब दिला - सही

देशमुख मारोती
बळीराम

स.पोलीस निरीक्षक
पो.स्टे.इस्लापूर



दिनांक 4/9/2017

चे 09.05 वाजता

स्टे.जोरा 3.15

शागा 1 वे 5

वु 2 नं. 95/20

उळम 279 304

(31) भा.व.

134/157 मन्फक्त

प्रमाणे पुढा भा

APP कारेद कांचे

आदिआने दाखड

उफ्त पूरुड तपाव

ता PSE दिहुकोने

शा.द.ब.चा.ने

35 दिव

आहे

समक्ष
4C834

समक्ष
4C834

घटनास्थळ मंचनामा/गुन्ह्याच्या तपशीलाचा नमुना
CRIME DETAILS FORM

N.C.R.B.
 I.I.F-II

राज्य महाराष्ट्र जिल्हा नांदेड पो. ठाणे इंदोरे वर्ष २०१७ पहिली खबर क्र./कार्यवाही क्र ५०२०-५१ दिनांक ०३/०१/११
 State District P. S. Year FIR No. Date

2. अधिनियम व कलमे Acts and Sections ५०२-५१ व २१-०५ गुप्तता व गोपनीयता

3. घटनेचे ठिकाण दाखविणा-याचे नाव, पत्ता :-
 Place of occurrence shown by :-

नाव मंजोरी अर्बिस पित्याचे / पतीचे नाव दामिनी अर्बिस
 Name Father's/Husband's Name

पत्ता :- घर नं. गल्ली रस्त्याचे नाव जवळचे प्रसिध्द ठिकाण
 Address :- House No. Ward Name of Road Nearest Identifiable place

गाव पोस्ट तालुका जिल्हा राज्य
 Village Post Taluka Dist. state

घटनास्थळाचा पत्ता :- घर नं. गल्ली रस्त्याचे नाव जवळचे प्रसिध्द ठिकाण
 Address :- House No. Ward Name of Road Nearest Identifiable place

गाव पोस्ट पोलीस ठाणे तालुका जिल्हा राज्य
 Village Post P. Stn. Taluka Dist. state

4. गुन्ह्याचा प्रकार (गुन्ह्याच्या सर्व पध्दतीसह)
 Type of Crime :-

(i) गुन्ह्याचे मुख्य शिर्ष/मथळा गुप्तता (ii) गुन्ह्याचे मुख्यशिर्षचे वर्गीकरण (गौण शिर्ष/मथळा)
 Crime Major Head : Crime Minor Head

(iii) गुन्हा करण्याची पध्दत (१) (२) (३)
 Method (१) (२) (३)

(iv) गुन्हात वापरलेली वाहने
 Conveyance(s) used

(v) केलेले वेशांतर/बतावणी
 Character assumed

(vi) गुन्हा करताना वापरलेली भाषा
 Language/Dialect used

(vii) विशेष वैशिष्ट्ये - १ :-
 Special feature -1 :-
 विशेष वैशिष्ट्ये - २ :-
 Special feature -2 :-
 विशेष वैशिष्ट्ये - ३ :-
 Special feature -3 :-

(viii) घटनेच्या ठिकाणाचा प्रकार व पत्ता

Type of place of occurrence

घर नं. गल्ली रस्त्याचे नाव जवळचे प्रसिध्द ठिकाण
 House No. Ward Name of Road Nearest Identifiable place

गाव पोस्ट तालुका जिल्हा राज्य
 Village Post Taluka Dist. State

(ix) मालमत्तेचा प्रकार

Type of property involved (Major head of the property to be filled) :

1) 2) 3) 4) 5) 6)



स.पोलीस निरीक्षक
 पो.स्ट. इंदोरे

घटनेच्या सहा. Sign of Panchas :- 1) 2) तपासीक अंम.ची सही. Sign. of I. O.

DEPARTMENT OF PUBLIC HEALTH MAHARASHTRA
Primary Health Center Islapur Tq.Kinwat Dist.Nanded

FORENSIC MEDICAL POST-MORTEM REPORT

GR., G.D., No. 733/33, dated 16-6-41 and G.R., H. and
L.G.D., No. 733/33, dated 11-12-47, vide Surgeon General
with the Govt. of Maharashtra, Bombay's Letter No.
FRM/1462/19357/I, dated 4-7-62

MLPM No/Date : 06/17

Memorandum of a postmortem examination held at: } Primary Health Center Islapur Tq.Kinwat Dist.Nanded

Name of the deceased: Mr .Baliram Brahmaji Deshmukhe, 50 YEARS/MALE

Village/City: Savargoan PS:- Islapur Taluka/District:- Nanded

Conducted By: (Name of Dr) 1. **Dr.Sanjeewan Lakhmawar** (Medical Officer)


I: General Particulars

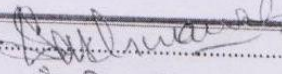
1. (a) By whom was the corpse sent? - Police Station Islapur
- (b) Name of place from which sent - Primary Health Center Islapur
- (c) Distance of place from which sent - Hospital campus, Islapur
2. By whom was the corpse brought? - PSI Shri.Vithubone, and Shri.N.T Pote Buccal No 1893.
Police Station, Islapur.
3. By whom identified? Son (Mr.Maroti Deshmukhe)
4. The date, hour and minute of its receipt:-
 - a) The date, hour & minute of beginning post-mortem examination } - 04/09/17 at 10:30 AM
- 04/09/17 at 12:05 PM
 - b) The date, hour & minute of ending postmortem examination } - 04/09/17 at 01:05 PM
5. Substance of accompanying report from Police Officer or Magistrate together with the date of death if known. Supposed cause of death or reason for examination:

PM No. 06/2017 Date:04/09/2017 Sign of Dr:.....

Page 1




स.पोलीस निरीक्षक
पो.स्टे.इस्लापूर


वैद्यकीय अधिकारी
प्रा.आ.केंद्र इस्लापूर ता.किनवट

As per police inquest and history given by Son (Mr. Maroti Deshmukhe), the deceased met with an accident when he was coming to Islapur in auto rickshaw. He sustained the trauma at around 8:30 PM near Kholnala Nanded kinwat road. He was brought to Primary Health Center Islapur at 9:00 PM after primary treatment given and referred to higher center for further treatment. Patient dead on road towards nanded brought back to PHC Islapur for Postmortem.

6. If not examined at Dispensary or Hospital-

a) Name of place where examined

b) Distance from dispensary or Hospital

c) Reason why the body was not sent to the Dispensary or Hospital

} Not applicable

II: External Examination:

7. Sex, apparent age, race or caste: Male/50 years/Hindu

Description of clothes & ornaments on the body:

Clothes: Body was wrapped in a white bed sheet. Wearing white dhoti stain with blood, white banyan stained with blood, White khamij stain with blood & underwear stripes of multiple colour with white back ground stain with blood.

8. Condition of the clothes: Whether wet with water, stained with blood or soiled with vomit or faecal matter:-

• Described in column no. 7

9. Special marks on the skin such as scars, tattooing etc., any malformations peculiarities, or other marks of identification; state of the teeth:

Identified body. No tattoo appreciated.

In newly born infants, the length and (if possible), the weight of the body to be recorded together with the state of the hair, nails and umbilical cord, its length, whether placenta is attached or not, if present, its size and condition.:

Not applicable

10. Condition of the body- Whether well-nourished, thin or emaciated, warm or cold.

Well nourished, averagely built, cold body.

11. Rigor mortis: Well-marked, slight or absent; } Not appreciated
whether present in the whole body or part only. }


12. Extent and signs of decomposition, presence of postmortem lividity of buttocks, loins,

PM No. 06/2017 Date:04/09/2017 Sign of Dr:

Page 2




स.पोलीस निरीक्षक
पो. स्टे. इस्लापूर


चैतकीय अधिकारी
प्रा.आ.केंद्र इस्लापूर ता.किनवट

back and thighs, or any other part. Whether bullae present and the nature of their contained fluid. Condition of the cuticle:

- No signs of decomposition appreciated externally.
- Postmortem Lividity: Appreciated on buttock and shoulder only.

13. Features- Whether natural or swollen, state of eyes, position of tongue, nature of fluid (if any) oozing from mouth, nostrils or ears:

- Eyes are partially open; pupils dilated fixed, conjunctiva pale, and cornea hazy.
- Mouth partially open, tongue inside the oral cavity.
- No oozing of blood from, right ears or both nostrils.

14. Condition of skin- Marks of blood, etc. in suspected drowning the presence or absence of cutes anserina to be noted:

- Nails- Pale. No foreign body under the nails appreciated. Nails. No loosening of nails

15. Injuries to external genitals. Indication of purging:

1. Right groin crush injury seen.
 2. Half of the penis crushed.
 3. Right scrotum enlarged testes open blood storage about 15 ml.
- Purging absent.

16. Position of limbs- Especially of arms and of fingers. In suspected drowning the presence or absence of sand or earth within the nails or on the skin of hands and feet:

Body in supine position. Lower limbs straight. Upper limbs are straight and by the side of the body.

17. Surface wounds and injuries: Their nature, position, dimensions (measured) and directions to be accurately stated- their probable age and cause to be noted. If bruise be present what is the condition of the subcutaneous tissues? (N.B.- When injuries are numerous and cannot be mentioned within the space available they should be mentioned on a separate paper which should be signed):

- No injuries appreciated over the body.


18. Other injuries discovered by external examination or palpation as fractures etc.

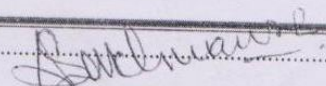
1. Fracture of right femur in middle appreciated.

PM No. 06/2017 Date:04/09/2017 Sign of Dr:

Page 3




स.पोलीस निरीक्षक
पो.स्टे. इस्लामपूर


वैद्यकीय अधिकारी
प्रा.आ.केंद्र इस्लामपूर ता.किनवट

2. Fracture of right tibia at upper end.

3. Crush Right patella.

(a) Can you say definitely that the injuries shown against serial Nos. 17 and 18 are ante-mortem injuries?

Yes, all the injuries are ante-mortem in nature.

III: Internal Examination:-

19. Head:

- a. *Injuries under the scalp, their nature:* On opening the scalp, no injury under scalp.
- b. *Skull- Vault and base: Describe fractures, their sites, dimensions, directions etc.:*
On opening the scalp no fracture of vault of skull and base appreciated.
- c. *Brain- The appearance of its coverings, size, weight, and general condition of the organ itself and any abnormality found in its examination to be carefully noted:*
On removing the cranial bone, dura matter and falx cerebri intact. Meninges are intact and tense. On reflecting the dura, no epidural, subdural, subarachnoid and Intraventricular hemorrhage appreciated. Brain edematous. On cut section brain matter edematous and pale. Atlanto-occipital joint stable. Weight of brain 1280 gm.

20. Thorax:

- a. *Walls, ribs, cartilages:* Intact.
- b. *Pleura:* Intact.
- c. *Larynx, Trachea and Bronchi:* Airways patent. No injuries. Blood tinge froth in lumen.
- d. *Right Lung:* Both lungs are mild edematous. The cut surfaces of the lungs are red-pink and have edema. The lung parenchyma is of the usual consistency and shows no evidence of neoplasm, consolidation, thromboemboli, fibrosis or calcification. Weight- Right Lung-350gms Left Lung-330 gms.
- e. *Left Lung:*
- f. *Pericardium:* Intact. Cavity contains pericardial fluid. No abnormal adhesions or patches.
- g. *Heart with weight:* The epicardial surface has a normal amount of glistening, with minimal pericardial fat deposition. The coronary arteries are free of atherosclerosis. The cut surfaces of the myocardium show no evidence of hemorrhage, necrosis and shows no valvular pathology. The Heart weighs 260 gm. The pulmonary trunk and arteries are opened in situ and there is no evidence of thromboemboli. The intimal surface of the aorta

PM No. 06/2017 Date: 04/09/2017 Sign of Dr:

Page 4



स.पोलीस निरीक्षक
पो.स्टे.इस्लामपूर

वैद्यकीय अधिकारी
प्रा.आ.केंद्र इस्लामपूर ता.किलवट

is smooth. The ostia of the major branches are of normal distribution and dimensions.

h. *Large vessels:* Intact, patent

i. *Additional remark:* Nil

21. *Abdomen:* Distended with gases.

• *Walls:* Intact externally

• *Peritoneum :* Intact

• *Cavity:* evidence of approximate 200 ml. of fluid appreciated.

• *Buccal cavity, teeth, tongue and pharynx:* No foreign body in buccal cavity. Teeth intact.

• *Esophagus:* Contains blood tinged mucus secretions.

• *Stomach and its contents:* contains 200 ml approx tea colour fluid. The gastric mucosa pale on cut section & shows no ulceration. food particles identified.

• *Small intestine and its contents:* Distended with gases, with minimal faecal matter present.

• *Large intestine and its contents:* Distended with gases and minimal faecal matter.

• *Liver (with weight) and gall bladder:*

Hepatic capsule is intact. On cut section hepatic tissue is pale. There are no focal lesions.

Gall bladder is partially full with dark green bile. There are no stones. The large bile ducts are patent and non-dilated. Liver weight =1320 gm

• *Pancreas and Suprarenal's:* The pancreas is lobulated and shows no neoplasia, calcification or hemorrhage. Both congested.

• *Spleen with weight:* Spleen shows splenic rupture at the lower curvature, on cut section splenic tissue is pale. Spleen = 130 gm.

• *Kidney with weight:* Both the renal capsules are intact and strip with ease. Cortical surfaces are purplish, pale and mildly granular. The cut surfaces reveal a well-defined corticomedullary junction. There are no structural abnormalities of the medullae, calyces or pelves. The ureters are slender and patent. On cut section renal tissue is pale. Right kidney = 110 gm Left kidney = 105 gm.

• *Bladder:* Intact, empty. Mucosa is unremarkable.

• *Organs of generation:* Unremarkable

• *Additional remarks with where possible, medical officer's deduction from the state of the*

PM No. 06/2017 Date:04/09/2017 Sign of Dr:

Page 5



स.पोलीस निरीक्षक
पो.स्टे.इस्तापूर

वैद्यकीय अधिकारी
आ.आ.केंद्र इस्तापूर ता.किनदट

contents of the stomach as to time of death and last meal: Nil

State which viscera (if any) have been retained for chemical examination and also quote the numbers on the bottles containing the same:

Viscera have not been preserved.

22. *Spine and Spinal Cord: Neck region examined during neck dissection. No dislocation and fracture appreciated.

Summary:

- Well nourished, averagely built 50 years Male.
- There was an alleged history of accident & sustained trauma.
- Evidence of injury to right leg.
- Evidence of injury to right groin region.
- Injuries present are sufficient to cause death in ordinary course of nature.
- No evidence suggestive of poisoning or intoxication appreciated on gross examination.
- No other natural disease condition appreciated on gross that may cause or contribute to death at that moment.

OPINION AS TO THE CAUSE/PROBABLE CAUSE OF DEATH:

"Hemorrhage and shock as a result of road traffic accident."

Dated: 04/09/17

Report contains total 07 (Seven) pages (each signed by Dr)

Signatures of Dr:

Sanjeevan Lakhmawar

Dr. Sanjeevan Lakhmawar

(Medical Officer)

*The Spinal Cord need not be examined unless there are any indications of disease, strychnine poisoning or injury.
Note:

- The report must be written and signed immediately after the examination. Medical Officers will at once dispatch a duplicate copy to the Civil Surgeon of their district for record in his office.
- Great care should be taken not to cut the viscera before they have been inspected in situ.

PM No. 06/2017 Date:04/09/2017 Sign of Dr:

Sanjeevan Lakhmawar

Page 6



स.पोलीस निरीक्षक
पो.स्टे.इस्लामपूर

वैद्यकीय अधिकारी
जा.आ.केंद्र ईस्लामपूर ता.किनवट

PM No: 6/17

Dated: 04/09/2017

1. Place: *Primary Health Center Islapur tq. Kinwat Dist. Nanded*
2. For information with reference to his No (MRG No) 95/17 of 04/09/2017.
3. Viscera has been preserved. It may please be stated immediately whether examination by chemical analyser is necessary or it is to be destroyed.
Viscera have not been preserved.

Signature of Dr:

Sanjeevan Lakhmawar
Dr. Sanjeevan Lakhmawar
Medical Officer

प्रा.स्वा.केंद्र ईस्लापूर ता.किंमवट

Civil Surgeon or M.M.S. Officer

Copy forwarded with compliment to civil surgeon

For Information

M.M.S officer

Civil surgeon

Seen and examine by civil surgeon 199

Remark of civil surgeon (F any)

PM No. 06/2017 Date: 04/09/2017 Sign of Dr: *Sanjeevan Lakhmawar* Page 7



Sanjeevan Lakhmawar
स.पोलीस निरीक्षक
पो.स्टे.इस्लापूर