

**FORM COMP AA**  
(sec Rules 253 (c), 254 (c) (iii), 254 (80 255 (1) (iv))  
**REPORT ABOUT THE MOTOR VEHICLES ACCIDENTS**

1	Name of the Police Station	Vazirabad Dist. Nanded
2	CR.NO./TAR No./SDE No.	09/ 2021 U/s 279,304(a) of IPC
3	Date, Time and Place of the accident.	31/10/2020 at 2300 hrs Bafana to Badpura road near Bafana tq. Dist. Nanded
4	Name of the Injured / Deceased	Satbirsingh Gayani Awatarsingh Shital age 34 yers r/o Badpura Nanded tq Dist. Nanded
5	Name of Hospital to Which he/she was removed	Govt. Hospital Mumbai
6	Number of vehicles and type of the vehicle	MH 26 BR 1330 Motor cycle
7	Name and address of the Driver of the vehicle with particulars or Driving License of the said Driver and the address of the Issuing Authority of the said Driving License. The number of Badge in case of Public Service Vehicle and the address of the Issuing Authority of the said Badge.	Ajay Ramesh Chavan age 31 years r/o Dattanagar Nanded tq. Dist Nanded  without License
8	Name and Address of the Owner of the vehicle as it stands on the date of the accident.	Ajay Ramesh Chavan age 31 years r/o Dattanagar Nanded tq. Dist Nanded
9	Name and address of the insurance Company with whom the vehicle was insured and the Divisional office of the said insurance Company.	Chola MS General Insurance company ltd.
10	Number of Insurance Policy/ Insurance Certificate and the date of Validity of the insurance Policy/Insurance Certificate.	3397/00262130/000/00  23/07/2024
11	Action taken if any and the result there of	An offence has been registered against the accused. After completion of investigation Charge-sheet has been submitted.

Inspector of Police  
Police Station Vazirabad  
Dist Nanded (M.S)

**FIRST INFORMATION REPORT**

(Under Section 154 Cr.P.C.)

प्रथम खबर अहवाल  
(कलम १५४ फौजदारी प्रक्रिया संहिता)

1. District (जिल्हा): नांदेड

P.S.(ठाणे): वजीराबाद

Year (वर्ष): 2021

FIR No.(प्रथम खबर क्र.): 0009

Date and Time of FIR (प्र. ख. दिनांक आणि वेळ): 10/01/2021 16:20 बजे

S.No. (अ.क्र.)	Acts (अधिनियम)	Sections (कलम)
1	भारतीय दंड संहिता १८६०	२७९
2	भारतीय दंड संहिता १८६०	304-A

3. (a) Occurrence of offence (गुन्ह्याची घटना):

1. Day(दिवस): दरमियानी दिन

Date From (दिनांक पासून): 31/10/2020

Time Period

Date To (दिनांक पर्यंत): 10/01/2021

(कालावधी):

Time From (वेळेपासून): 23:00 बजे

Time To (वेळेपर्यंत): 15:53 बजे

(b) Information received at P.S. (माहिती मिळालेले पोलीस ठाणे):

Date (दिनांक): 10/01/2021

Time (वेळ): 15:53 बजे

(c) General Diary Reference (रोजनामचा संदर्भ)

Entry No. (नोंद क्र.): 020

Date &amp; Time (दिनांक आणि वेळ): 10/01/2021 15:53 बजे

4. Type of Information (माहितीचा प्रकार): लेखी

5. Place of Occurrence (घटनास्थळ):

1.(a) Direction and distance from P.S.(पोलीस ठाण्यापासून दिशा व अंतर): उत्तर, 1 किमी

Beat No. (बिट क्र.):

(b) Address (पत्ता): टूल्स पर्यट बाफना, नांदेड, नांदेड

(c) In case, outside the limit of this Police Station, then (या पोलीस ठाण्याच्या हद्दीबाहेर असल्यास):

Name of P.S.(पोलीस ठाण्याचे नाव):

District(State) (जिल्हा(राज्य)):

6. Complainant / Informant (तक्रारदार/माहिती देणारा):

(a) Name (नाव): प्रतापसिंह साहेबसिंह सरदार शिख

(b) Father's/Husband's Name(वडील / पती चे

(c) Date/Year of Birth (जन्म तारीख/वर्ष): 1981

(d) Nationality (राष्ट्रियत्व): भारत

(e) UID No. (यु.आय.डी. क्र.):

(f) Passport No.(पासपोर्ट क्र.):

Date of Issue (दिल्याची तारीख):

Place of Issue (दिल्याचे ठिकाण):

(g) Id details (Ration Card, Voter ID Card, Passport, UID No., Driving License, PAN)  
ओळखपत्र विवरण (राशन कार्ड, मतदाता कार्ड, पासपोर्ट, यूआयडी सं., ड्राइविंग लाइसेंस, पॅन कार्ड)

S.No.(अ. क्र.)	Id Type (ओळखपत्राचा प्रकार)	Id Number (ओळखपत्राचा क्रमांक)
1		

(h) Address (पत्ता):

S.No.(अ. क्र.)	Address Type (पत्त्याचा प्रकार)	Address (पत्ता)
1	वर्तमान पत्ता	ठि मु पो शेंबोली, ता जि नांदेड, वजीराबाद, नांदेड, महाराष्ट्र, भारत
2	स्थायी पत्ता	ठि मु पो शेंबोली, ता जि नांदेड, वजीराबाद, नांदेड, महाराष्ट्र, भारत

(i) Occupation (व्यवसाय):

(j) Phone number (फोन नं.):

7. Details of known/suspected/unknown accused with full particulars (माहीत असलेल्या /संशयित/अनोळखी आरोपीचा संपूर्ण पत्ता):

Mobile (मोबाइल नं.): 91-9767541313

S.No. (अ.क्र.)	Name (नाव)	Alias (उर्फनाव)	Relative's Name (नातेवाईकाचे नाव)	Present Address (वर्तमान पत्ता)
1	अनोळखी 1			

8. Reasons for delay in reporting by the complainant/informant (तक्रारदार/माहिती देणा-याकडून तक्रार करण्यातील विलंबाची कारणे):

9. Particulars of properties of interest (संबंधीत मालमत्तेचा तपशील):

S.No. (अ.क्र.)	Property Category (मालमत्ता वर्ग)	Property Type (मालमत्ता प्रकार)	Description (वर्णन)	Value(In Rs/-) (मुल्य (रु. मध्ये))
10	Total value of property (In Rs/-) (एकूण मुल्य (रु. मध्ये)):			

11 Inquest Report / U.D. case No., if any (इन्क्वेस्ट अहवाल/ अकस्मात मृत्यू प्रकरण क्र., जर असल्यास):

S.No. (अ. क्र.)	UIDB Number (यु.आय.डी. बी.क्र.)

12 First Information contents (प्रथम खबर हकीकत):

दि 14/11/2020  
शेंबोली ता. जि. नांदेड मो.नं 9767541313  
मुलगा, आई, वडील, 03 भाऊ यांचे सोबत राहत असून राहत असून वर नमुद पत्त्यावर माझे जन्मापासुन आजतागायत माझी, एक करतो माझा सखा मेव्हना नामे सतबीर सिध ज्ञानी आवतार सिध शितल शिख वय 38 वर्षे रा. ठि घर क्र 3-6-199 भगतसिध रोड बडपुरा ता. जि. नांदेड पिन कोड क्र 431601 असुन त्यास दि 31/10/2020 रोजी 23:00 वा सु. स्वताची दुचाकी मो.सा.स्वता: चालवत बाफना जि. नांदेड येथुन राहते घरी जात असताना ट्रव्हल्स पईट बाफना जि. नांदेड येथे प्रवासा दरम्यान त्यांचे समोर एक दुचाकी मो.सा.ला धडकुन रस्त्याच्या कडेच्या अचानक ब्रेक लावल्याने माझ्या मेहुन्याचा मोटर सायकल वरील ताबा सुटुन समोरच्या दुचाकी मो.सा.ला धडकुन रस्त्याच्या कडेच्या पुढील उपचारासाठी यशोसाई रुग्णालय कौठा नांदेड येथे दाखल केले व त्याचे डॉक्यावर शशत्रक्रीया करुन्यात आली व त्या नंतर पुढील उपचारासाठी दि. 06/11/2020 रोजी 10:32 वा. के.ई.एम परळी मुंबई येथे आनले असता डक्टरांनी तपासुन त्यास मयत घोषित केले करुन उपचार करुन्यात आले परंतु दि.13/11/2020 रोजी 19:15 वा. वार्डातील डक्टरांनी उपचारा दरम्यान तपासुन त्यास मयत घोषित केले सदर घटने बाबत माझा व नातेवाईकांचा संशय व तक्रार असुन नमुद मयत मेहुन्याचे अंत्यविधी कार्य झालेने तर मी व माझे नातेवाईक आमचे स्थीनिक पोलीस ठान्यात तक्रार दाखल करीत आहोत. वार्डातील डक्टरांनी उपचारा दरम्यान तपासुन त्यास मयत घोषित केले हिंदीतुन समजावुन सांगीतला असुन सदरचा जबाब माझ्या सांगण्या प्रमाणे बरोबर व खारा आहे समक्ष पो.उपनिरी.भोईवाडा पोलीस ठाणे मुंबई.

**13. Action** Since the above information reveals commission of offence(s) u/s as mentioned at  
(केलेली कारवाई: बाब क्र.२ मध्ये नमूद केलेल्या कलमान्वये वरील अहवालावरून अपराध घडल्याचे.) or (किंवा)

(1) **Registered the case and took up the investigation:** (प्रकरण नोंदविले आणि तपासाचे काम हाती घेतले):

(2) **Directed (Name of I.O.)** (तपास अधिका-याचे नाव): pravin shivajirao aglave  
**Rank** (पद): SI (Sub-Inspector)

**No.(क्र.):** to take up the Investigation (ला तपास करण्याचे अधिकार दिले) or (किंवा)  
(3) **Refused investigation due to** (ज्या कारणामुळे तपास करण्यास नकार दिला):

or (ज्या कारणामुळे तपास करण्यास नकार दिला)

(4) **Transferred to P.S.** (गुन्हा दुसरीकडे पाठविला असल्यास त्या पोलीस ठाण्याचे नाव):  
**District** (जिल्हा):

on point of jurisdiction (को क्षेत्राधिकार के कारण हस्तांतरित) .

**F.I.R. read over to the complainant / informant, admitted to be correctly recorded and a copy given to the complainant / informant free of cost.** (प्रथम खबर तक्रारदाराला/खबरीला वाचून दाखविली, बरोबर नोंदविली असल्याचे त्याने मान्य केले आणि तक्रारदाराला/खबरीला खबरीची प्रत मोफत दिली.)

**R.O.A.C.** (आर. ओ .ए .सी.)

**14. Signature/Thumb impression of the complainant / informant.** (तक्रारदाराची/खबर देणाऱ्याची सही/अंगठा):

**15. Date and time of dispatch to the court** (न्यायालयात पाठवल्याची तारीख व वेळ):

**Signature of Officer in charge, Police Station** (ठाणे प्रभारी अधिका-याची

**Name** (नाव): SANDIP SHANTARAM SHIVALE  
**Rank** (पद): I (Inspector)  
**No.(सं.):** PB/189/15/राबाद, नांदे

● घटनास्थळ पंचनामा / गुन्ह्यांच्या तपशीलाचा नमुना

State. MAHARASHTRA Dis. NANDED P.S. VAZIRABAD FIR No. 09 / 2021 Year 2021 Date 11/01/2021  
राज्य :- महाराष्ट्र जिल्हा :- नांदेड पो.स्टे. वजिराबाद पहिली खबर क्र. / कार्यवाही क्र. वर्ष तारीख

Act and Sections :- SEC. 279, 304 (अ) भादवि.  
अधिनियम व कलमे :-

The Place of Occurrence shown by : घटनेचे ठिकाण दाखविणाराचे :-

Name : प्रतापसिंह साहेबसिंह सरदार शीख Father's Name : पि. साहेबसिंह सरदार शीख

Address: वय 40 वर्ष व्य. शेती, मु.पो. शेंबोली, ता.जि. नांदेड मो.नं. 9767541313.

TYPE OF CRIME (All including M.O.Crime) :

गुन्ह्यांचा प्रकार ( गुन्ह्यांच्या सर्व पध्दती सह ) :-

(i) \* Major Head : ..... शीर्ष :- (ii) Classification of Mahor Head : ..... प्रधान शीर्षचे वर्गीकरण  
(iii) \* Method (s) :- हथगथी व निष्काळजीपणे वळख घेऊन कट्ट्या काढणे

- पध्दती :-  
1 .....  
2 .....  
3 .....

(iv) \* Conveyances used : .....  
वापरलेली वाहने :-

(v) \* Character assumed : .....  
केलेले वेषांतर / केलेली बतावणी :-

(vi) \* Language/ S.Lang. Used : .....  
वापरलेली भाषा / बोली भाषा :-

(vii) \* Special Feature-1 : .....  
विशेष वैशिष्ट्ये - १ :-

(viii) \* Special Feature-2 : .....  
विशेष वैशिष्ट्ये - २ :-

(ix) \* Special Feature-3 : .....  
विशेष वैशिष्ट्ये - ३ :-

(x) Type of Place of Occurrence : ..... मुख्य आवजावळ करता  
घटनेच्या ठिकाणचा प्रकार :-

(xi) Type of Property Involved (4 Types) : (Major head of the Property to be filled)  
अंतर्भूत मालमत्तेचे प्रकार :-  
(1) ..... (2) .....  
(3) ..... (4) .....

Particulars of the victims (Attach separate sheet, if required) :  
 बळीचा तपशील ( आवश्यक असल्यास स्वतंत्र कागदजोडावा ) :-

Sr. No. अ.क्र.	Full name संपुर्ण नांव	Date/ Year of Birth	Sex लिंग	Nationality राष्ट्रीयत्व	Religion धर्म	Whether SC/ ST	Occupatio n व्यवसाय	Address पत्ता	Injury : grievous/ Simple	साध
1	2	3	4	5	6	7	8	9	10	
1	सतवीरसिंह झानो सुतार सिख शिवा शिख	38	M	भारतीय	शिख	-				

Motive of Crime : गुन्ह्याचा हेतु :- इश्टगर्भान व निष्ठाळ्यापणे वाहन चालवून  
मृत्यू करणे हेतु.

Details of properties Stolen/Involved : (Use appropriate prescribed forms (s) and attach) :  
 चोरीच्या / अंतर्भूत मालमत्तेचा तपशील ( योग्य नमुना वापरावा व सोबतजोडावा )

Description of the place of occurrence :  
 घटनेच्या जागेचे वर्णन :-

आपली साठी अडी वरगार पंच थांना पो.उपनि. प्रविता आगळ  
 थांना पो.उप. वजिबावळे येथे बोटावळे व असाक्ष हजर असताने  
 लवती थांना त्यांचा परिचय करवण दिव्णे त्यांचे नाव प्रतापसिंह साहेबरा  
 साहेबरा साहेब असे सांगितले व दि. 01/10/2020 रोजी 23:00  
 त्या एटेनावावत थोडक्यात लोकात सांगितली व अकर बुकण्या  
 एटेनास्थळी एटेनास्थळ पंचनामा करवोआदी आपली पंच, PPT  
 आगळवे सावत अकर बुकण्याचे फिथीही असे ववना साळी  
 अकर एटेनास्थळी पो.ठोचक्याकर फिथीहीन अकर  
 एटेनास्थळी वीसवळे व त्याने सांगितले कि, अपघात. (Continue.)

cription of the place of occurrence (Contd) :-  
न्या जागेचे वर्णन ( पुढे चालु ) :-

साक्षात् त्या दिवशी मिथालीचा मेळ्या (अपवादातीक मयत  
व्यक्ती अतवा वसिष्ठ शिखर) हा वाफना रेल्वेकडून पॉइंटकडून  
कुठल्या वाडीकडून त्याचे वसिष्ठ जात असताना थोडे दिकणी त्याचे  
वाडीचा अँव्हाईट साक्षात् मिथाली वसिष्ठ आहे असे वळखून ताच्याकडे  
असताना वटनास्थळ पाहता वाफना रेल्वेकडून पॉइंटकडून दिकणी  
वेळकडे जाणारा व दिकणी रेल्वेकडून वाफना रेल्वेकडे येणारा  
मुख्य रोल पट्टी अंतर 30 फुट अंतराचा मुख्य भागी सिग्नलचे दुभाग  
असलेला डीके रोल पट्टी आहे. वटनास्थळाचे वसिष्ठचे कोडे  
दुभाग रोल पट्टी वसिष्ठ आहे. वटनास्थळाचे कोडी वाड्याची वसिष्ठ  
वसिष्ठ वसिष्ठ वसिष्ठ आहे. वटनास्थळाची जागा वसिष्ठ असून  
वाड्याची येजा असत वटनास्थळाची वास्कोईन पाहता कोडी  
असता कोडी (ए) वाड्याच्या किडून येत नाही. अंतर वटनास्थळ  
हे कोड्याही CCTV वसिष्ठ येत नाही.

उत्तर पश्चिम पूर्व - दिकणी रेल्वेकडून वाफना रेल्वेकडे  
जाणारा डीके रोल पट्टी.

अंतर - वटनास्थळाच्या कोडे वाड्याची  
मीटरची जागा अंतर असताना कोडे  
असताना

वसिष्ठ - वटनास्थळाच्या कोडे वाड्याची  
दिकणी रेल्वेकडून जाणारा मुख्य कोडे वाड्याची  
वसिष्ठ वसिष्ठ.

अंतर वटनास्थळाची LAT. व LONG. जागेचे पमाणे :-

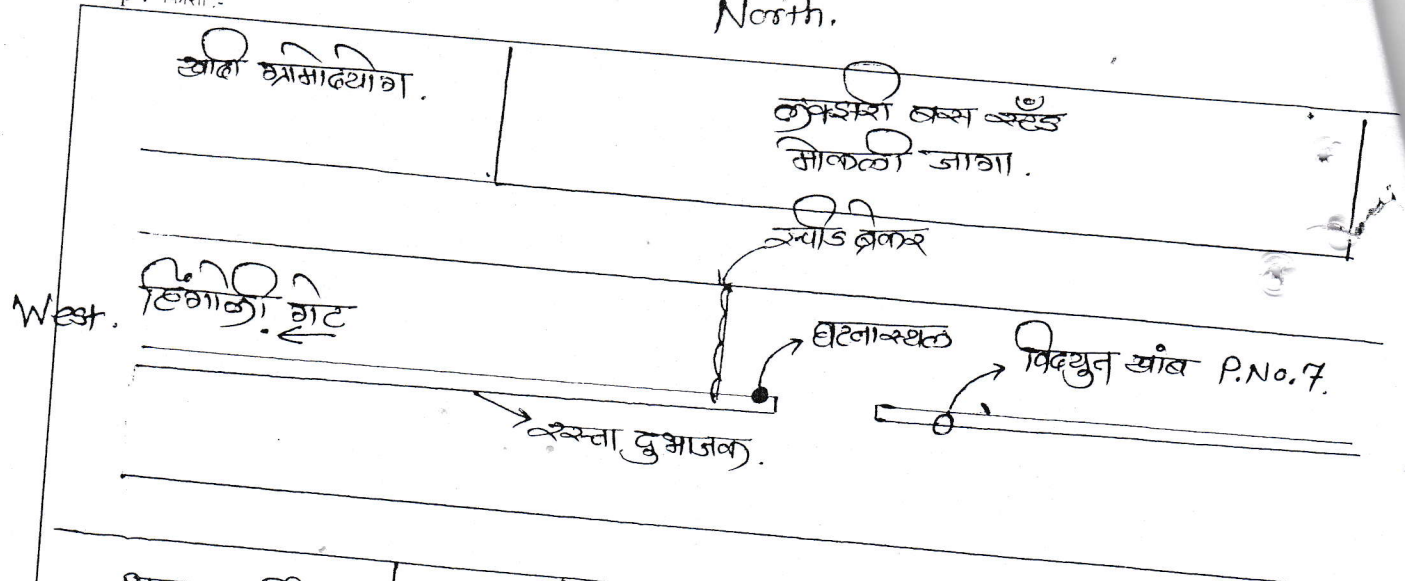
\* Latitude - 19.1590671

\* Longitude - 77.318622

आसताना पंच व कोडीची वसिष्ठ परिस्थितीचा वटनास्थळ  
पंचनामा कोडी व वसिष्ठ वसिष्ठ आहे.

Map : नकाशा :-

North.



अठ्ठा फार्निचर दुकान .	खंड खतर	खंड खतर	पेठणावा व हाऊस	जेम्ब वळ्या झियेअरिंग	आपे अंते इलेक्ट्रिक
---------------------------	------------	------------	-------------------	--------------------------	------------------------

Scene.

Description of physical evidence from the scene of crime for the property recovered / seized for the purpose of investigation  
 तपासकामी प्रत्यक्ष पुरावा म्हणून गुन्ह्यांच्या जागेवरून मिळालेल्या / जाप्त केलेल्या मालमत्तेचे वर्णन :-

Date and Time of panchnama Date : 11/01/2021  
 घटनास्थळ पंचनाम्याची दिनांक :-

Time 15:40 To 17:00  
 वेळ :- ते पर्यंत

Name of panchas :

पंचाची नावे :-

(1) आनंदसिंह शिवाजीराव राहकोत,

Full Address : वय- 37 वर्ष, वय. वयापार,

अ.स.वाडीभाठा देथोरा जपळे, हिंशीवाडी गेट, नांदेड.

(2) दिवाकर पिंजी वसवास.

Full Address : वय- 42 वर्ष, वय. शोना,

अ.स.वाडीभाठा देथोरा जपळे, हिंशीवाडी गेट, नांदेड.

Signature of Panchas :  
 पंचाच्या सहया :-

आनंदसिंह  
 मो. 9860667005.

मो. 8668318114.

Date : 11/01/2021

दिनांक :

Name and Signature of Investigation Officer  
 अमलदाराचे नाव व सही :-

Name . प्रविण शि. आगलावे, पोलीस उप निरीक्षक  
 पोलीस स्टेशन वजिराबाद नांदेड.



C. M. 67 e  
CJPN (O-127)-9-2008-5,00,000 Bks./4 lvs.--PA4\*  
G. R. , G. D., No. 733/33, dated 16-6-41 and  
G. R., H. and L. G. D., No. 733/33, dated 11-12-47  
Vide Surgeon General with the Govt. of Maharashtra, Bombay's  
Letter No. FRM/1462/19357/1, dated 4-7-62.]

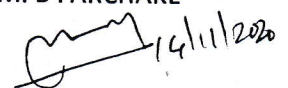
Indoor no. 2020/42520  
King Edward Memorial, Hospital.

PM No. MLK/715/2020  
ADR No: 00/228/2020  
Police station: BHOIWADA

Memorandum of a Post-mortem Examination held at K E M Hospital on the body of  
**SATBEER GYANI AWTAR SINGH SHEETAL, 38 YEARS, MALE, HINDU (SIKH)** of village/City: BADPURA,  
**NANDED**, State: **MAHARASHTRA** by **DR M.B PARCHAKE, DR V.G VELHAL /K.E.M. Hospital, Mumbai-12.**

<b>I. General Particulars :-</b>	
1. (a) By whom was the corpse sent?	PSI PAGARE, P.S: BHOIWADA.
(b) Name of place from which sent.	K E M Hospital, Parel, Mumbai. 400 012
(c) Distance of place from which sent.	Within hospital campus.
2. By whom was the corpse brought?	P.C. No. 091715, Valvi; P.S: BHOIWADA.
3. By whom identified?	1. Surendra Singh (Elder brother) 2. P.C. No. 091715, Valvi; P.S:BHOIWADA.
4. (a) The date, hour and minute of its receipt.	14:25 hours on 14/11/2020.
(b)The date, hour and minute of beginning of post mortem examination	15:00 hours on 14/11/2020.
(c)The date, hour and minute of ending of postmortem examination.	16:00 hours on 14/11/2020.
5. Substance of accompanying report from police office or magistrate, together with the date of death, if known. Supposed cause of death or reason, for examination.	According to the ADR, Police inquest & Hospital records, on 31/10/2020 at around 23:00 hours, the said deceased on his way to home while riding his motorcycle allegedly lost his balance on applying sudden brake and dashed another motorcycle, sustaining multiple injuries and becoming unconscious. He was initially treated at a Government Hospital, Nanded, then at Yashosai Hospital, Kavtha, Nanded and later referred to KEM hospital for further management. He got admitted on 06/11/2020 at 10:32 hours. He died during treatment on 13/11/2020 at 19:15 hours.
6. If not examined at dispensary or hospital- (a) Name of place where examined - (b) Distance from Dispensary or hospital. (c) Reason why the body was not sent to the dispensary or hospital.	Not applicable.

<b>II. External Examination:-</b>	
7. Sex, apparent age, race or caste, Description of clothes and of ornaments on the body.	Hindu, male, 38 years. Unclothed, no ornaments over body.
8. Condition of the clothes – Whether wet with water, stained with blood or soiled with vomit or faecal matter.	Not applicable.
9. Special marks on the skin such as scars, tattooing etc, any malformations peculiarities or other marks of identification. State of the teeth.	Identified Body. Teeth – intact
In newly-born infants:- The length and (if possible), the weight of the body is to be recorded together with the state of the hair, nails and umbilical cord, its length, whether placenta is attached or not, and if present, its size and condition.	Not applicable.
10. Condition of Body- Whether well nourished, thin or emaciated warm or cold.	Average built, average nourished, cold.
11. Rigor Mortis- well marked, slight or absent whether present.	Rigor mortis well marked and present all over the body
12. Extent and signs of decomposition, presence or post-mortem lividity of buttocks, loins, back and thighs or any other part. Whether bullae present and the nature of the fluid it contains, condition of the cuticle.	No external signs of decomposition. Postmortem lividity present over back and buttocks except over pressure areas, fixed.
13. Features- Whether natural or swollen, state of eyes, position of tongue; nature of fluid (if any) oozing from mouth, nostrils or ears.	Eyes closed. Pupils dilated and fixed. Mouth closed, tongue inside the mouth. No oozing from mouth, ear and nostrils.
14. Conditions of skin etc. In suspected drowning the presence or absence of cutaneous anserine is to be noted.	Skin: Dry - Central venous cannulation mark present over antero-lateral aspect of right lower neck region. - Central venous cannulation mark present over antero-lateral aspect of left lower neck region. - Surgical wound present over anterior aspect of lower part of neck in midline of size 1.5cm x 1cm x trachea deep suggestive of therapeutic tracheostomy.
15. Injuries to external genitals. Indication of purging.	Intact. No injuries to external genitals. Purging of faecal matter present.
16. Position of limbs- Especially of arms and of fingers. In suspected drowning the presence or absence of sand or earth within the nails or on the skin of hands and feet.	All four limbs straight.

MLK/715/2020,

14/11/2020.

17. Surface wounds, and injuries- Their nature, position, dimensions (measured) and directions to be accurately stated- their probable age and causes to be noted.

If bruises be present, what is the condition of the subcutaneous tissues?

(N.B- When injuries are numerous and cannot be mentioned within the space available they should be mentioned on a separate paper which should be signed.)

1. Surgical sutured wound present over left fronto-parieto-temporal region, C-shaped, of size 33cm x 0.2cm with 34 staples in situ, edges partially healed and adhered to each other suggestive of therapeutic craniotomy procedure.
2. Surgical sutured wound present over umbilical region, 4cm right lateral to umbilicus, vertically placed, of size 9cm x 1cm with 19 staples in situ, edges partially healed and adhered to each other
3. Graze abrasion present over back at left scapular region of size 20cm x 8cm, obliquely placed, directed laterally downwards, blackish scab, loosened from base
4. Graze abrasion present over back at lower left lumbar region of size 8cm x 4cm, obliquely placed, directed laterally, blackish scab, loosened from base
5. Multiple graze abrasions present over the back region of sizes varying from 16cm x 2cm to 4cm x 2cm, oriented in multiple directions, blackish scab, loosened from base
6. Graze abrasion present over the medial aspect of right buttock region of size 6cm x 4cm, obliquely placed, directed downwards, blackish scab, loosened from base
7. Abrasion present over antero-medial aspect of upper 1/3<sup>rd</sup> of left leg of size 2cm x 0.8cm, blackish scab, loosened from base
8. Abrasion present over the dorsum of right foot near the base of great toe of size 1cm x 0.7cm, blackish scab, loosened from base

18. Other injuries discovered by external examination or palpation of fractures etc.

Nil.

Can you say definitely that the injuries shown against serial nos. 17 and 18 are ante-mortem injuries?

Yes, ante-mortem and therapeutic.

### III. Internal Examination :-


19. Head :-

(i) Injuries under the scalp and their nature.


Diffuse under-scalp hematoma present all over with corresponding sub-galeal hematoma, dark red in colour.

(ii) Skull: vault and base-describe fractures their sites, dimensions, direction etc.

1. Linear fracture present over the frontal bone region of the skull vault paramedian on the right side, extending into the sagittal suture, total length about 11cm, margins irregular and

	<p>blood infiltrated.</p> <p>2. Roughly quadrangular bony defect present over left fronto-parieto-temporal region, 13 cm X 11 cm in size. Bony flap absent exposing the underlying meninges &amp; brain matter. Four burr holes present at the corners of the above defect, 0.7cm in diameter.</p> <p>3. Linear undisplaced fracture present over posterior cranial fossa extending from the left groove for sigmoid sinus, running obliquely over the left side of occipital bone &amp; then to the right occipital bone, margins irregular and blood infiltrated.</p>
(iii) Brain: The appearance of its Coverings, size, weight and general condition of the organ .	<p>Meninges- torn corresponding to the fracture site; congested</p> <ol style="list-style-type: none"> <li>1. Extra-dural hematoma present over left fronto-parietal-temporal region, with blood clots weighing 70 grams, dark red in colour</li> <li>2. Diffuse subdural hematoma present over the medial aspect of both cerebral hemisphere, dark red in colour.</li> <li>3. Multiple hemorrhagic contusions present over base of bilateral frontal and temporal lobes of sizes varying from 4cm x 2cm to 3cm x 1.5cm, dark red</li> <li>4. Multiple hemorrhagic contusions present over left parietal lobe of sizes varying from 3cm x 2.5cm to 2cm x 1.5cm, dark red</li> <li>5. Liquefactive necrosis of size 6cm x 5cm present over intra-parenchymal region of right fronto-parietal lobe.</li> <li>6. Liquefactive necrosis of size 4cm x 2cm present over intra-parenchymal region of left fronto-parietal lobe.</li> </ol> <p>Brain- soft, congested &amp; oedematous.</p>
20. Thorax :-	
(a) Walls, ribs, cartilages	Intact, no injuries.
(b) Pleura	Contains 80cc of straw coloured fluid in both the pleural cavities.
(c) Larynx, Trachea and bronchi	Intact, no foreign body detected, mucosa unremarkable.
(d) Right Lung	Intact, consolidation present over the lower lobe. On cut section – congested & edematous.
(e) Left Lung	Intact, consolidation present over the lower lobe.

MLK/715/2020,

14/11/2020.

	On cut section – congested & edematous.
(f) Pericardium	Intact, smooth & shiny.
(g) Heart	Intact, coronaries patent. Chambers filled with blood and blood clots.
(h) Large vessels	Intact. Filled with blood & blood clots.
(i) Additional remarks	Nil.
21. Abdomen:-	
Walls -	Right parietal bone flap of size 10cm x 8cm removed underlying surgical suture wound mentioned in column no.17(2) suggestive of therapeutic craniotomy procedure.
Peritoneum -	Intact.
Cavity-	No free fluid in the cavity.
Buccal cavity, teeth ,tongue and pharynx-	Intact, no foreign body, mucosa unremarkable.
Oesophagus-	Intact, no foreign body, mucosa unremarkable.
Stomach and its contents-	Intact, about 100ml of brownish green fluid present, no abnormal odour. Mucosa unremarkable.
Small intestine and its contents-	Intact, yellowish-brown semi-solid material present with no abnormal odour, mucosa unremarkable.
Large intestine and its contents-	Intact, gases & faeces present. Mucosa unremarkable.
Liver and gall bladder-	Intact, external surface shows yellowish discoloration. Laceration is seen over the anterior aspect of segment IV of size 3cm x 2cm x 2cm, margins irregular, blood infiltrated with surrounding region showing hematoma, dark red in color. On cut section congested. Gall bladder – contains bile.
Pancreas and suprarenals-	Intact, on cut section congested.
Spleen-	Intact and mushy. On cut section congested.
Kidneys-	Both kidneys- intact, on cut section congested.
Bladder-	Intact, empty.
Organ of generation-	Intact, unremarkable.
Additional remarks with, wherever possible, Medical Officer's deduction from the state of contents of the stomach as to the time of death and last meal.	Nil.



State which viscera ,(if any) have been retained for chemical examination and also quote the numbers on the bottles containing the same-	Viscera not preserved.
22. Spine and spinal cord	Spine: Intact. Spinal cord: Not opened.
23. (a) Whether the ante-mortem injuries found on the dead body were sufficient in the ordinary course of nature to cause death?  (b) If yes, which of the injuries were individually sufficient in the ordinary course of nature to cause death?  (c) Which of the injuries collectively are sufficient in the ordinary course of nature to cause death?	Yes.          Injuries mentioned in column no.19.

Opinion as to the cause of death:-

**"HEAD INJURY DUE TO HARD AND BLUNT IMPACT IN AN ALLEGED CASE OF ROAD TRAFFIC ACCIDENT" (UNNATURAL).**



DR V. G VELHAL

DEPARTMENT OF FORENSIC MEDICINE  
SHEH B. S. MEDICAL COLLEGE  
BOMBAY-400 012

DR M. B PARCHAKE

14/11/2020  
सहायक निदेशक  
प्राथमिक उपचार विभाग  
सेठ जी. सु. वैद्यकीय महाविद्यालय  
पारळ, मुंबई - ४०० ०९२.

MLK/715/2020

Dated: 14/11/2020

\*The spinal cord need not be examined unless there are any indications of disease, strychnine poisoning or injury.  
Note:- The report must be written and signed immediately after the examination. Medical officers will at once dispatch a duplicate copy to the Civil Surgeon of their district for in his office.  
Great care should be taken not to cut viscera before they have been inspected in *Situ*.

MLK/715/2020, 14/11/2020.

Post mortem No. :- MLK/715/2020, DATED: 14/11/2020

1. Place: KING EDWARD MEMORIAL HOSPITAL, MUMBAI. 400 012

Forwarded to the PSI PAGARE, P.S. BHOIWADA for information with reference to his letter No. 228/2020 dated 14/11/2020.

2. Viscera has not been preserved.

  
DR V. G VELHAL

DEPARTMENT OF FORENSIC MEDICINE  
SANTO D. S. MEDICAL COLLEGE  
MUMBAI - 400 092

  
DR M. B PARCHAKE

सहायक प्राध्यापक  
प्राथमिक चिकित्सा विभाग  
सु. वैद्यकीय महाविद्यालय  
मराठ, मुंबई - ४०० ०९२.

MLK/715/2020

Dated: 14/11/2020.

Note: Report is typed by me. All contents are true.

Copy forwarded with compliments to the Head of Department, Forensic Medicine, GSMC & KEMH.  
For information

Seen and examined by the Head of Department, Forensic Medicine.

Remarks of the Head of Department, Forensic Medicine (if any).

Professor & Head  
Department of Forensic Medicine