

FORM COMP AA

(sec Rules 253 (c), 254 (c) (iii), 254 (80 255 (1) (iv))
REPORT ABOUT THE MOTOR VEHICLES ACCIDENTS

1	Name of the Police Station	Mukhed Dist. Nanded
2	CR.NO./TAR No./SDE No.	181/ 2021 U/s 279,337,338,304(a) of IPC
3	Date, Time and Place of the accident.	15/06/2021 at 1045 hrs Mukhed to Narsi road near Salgra tq.Mukhed Dist. Nanded
4	Name of the Injured / Deceased	1) Prashanr Janardhan Suryawansi age 32 yers r/o 2) Pradip Janardhan Kamble age 32 yers 3) Papuseth Saravan Masure age 35 years all r/o Hali tq.Udgir Dist. Latur & injured 35 all r/o Hali tq.Udgir
5	Name of Hospital to Which he/she was removed	Govt. Hospital Nanded,Mukhed
6	Number of vehicles and type of the vehicle	MH 04EB 3525 Tempo
7	Name and address of the Driver of the vehicle with particulars or Driving License of the said Driver and the address of the Issuing Authority of the said Driving License. The number of Badge in case of Public Service Vehicle and the address of the Issuing Authority of the said Badge.	Kiran Vithal Gaikwad age 43 years r/o Hali tq.Udgir Dist Latur MH 24 20070001219 RTO Latur
8	Name and Address of the Owner of the vehicle as it stands on the date of the accident.	Nakulwad Motiram Tulshiram r/o Wanjarwadi Tq Udgir Dist Latur
9	Name and address of the insurance Company with whom the vehicle was insured and the Divisional office of the said insurance Company.	without Insurance
10	Number of Insurance Policy/ Insurance Certificate and the date of Validity of the insurance Policy/Insurance Certificate.	without Insurance
11	Action taken if any and the result there of	An offence has been registered against the accused. After completion of investigation Charge-sheet has been submitted.

Inspector of Police
Police Station Mukhed
Dist Nanded (M.S)

N.C.R.B (एन.सी.आर.बी)

I.I.F.-I (एकीकृत अन्वेषण फॉर्म - १)

FIRST INFORMATION REPORT

(Under Section 154 Cr.P.C.)

प्रथम खबर अहवाल
(कलम १५४ फौजदारी प्रक्रिया संहिता)

1. District (जिल्हा): नांदेड

P.S.(ठाणे): मुन्डेड

Year (वर्ष): 2021

FIR No.(प्रथम खबर क्र.): 0181

Date and Time of FIR (प्र. ख. दिनांक आणि वेळ): 23/06/2021 21:34 बजे

S.No. (अ.क्र.)	Acts (अधिनियम)	Sections (कलम)
1	भारतीय दंड संहिता १८६०	304-A
2	भारतीय दंड संहिता १८६०	२७९
3	भारतीय दंड संहिता १८६०	३३७
4	भारतीय दंड संहिता १८६०	३३८
5	मोटरवाहन अधिनियम, १९८८	184

3. (a) Occurrence of offence (गुन्ह्याची घटना):

1. Day(दिवस): दरानियामी दिन

Date From (दिनांक पासून): 15/06/2021

Time Period

Date To (दिनांक पर्यंत): 23/06/2021

(कालावधी):

Time From (वेळेपासून): 10:45 बजे

Time To (वेळेपर्यंत): 21:27 बजे

(b) Information received at P.S. (माहिती मिळालेले पोलीस ठाणे):

Date (दिनांक): 23/06/2021

Time (वेळ): 21:27 बजे

(c) General Diary Reference (रोजनामचा संदर्भ)

Entry No. (नेवि क्र.): 029

Date & Time (दिनांक आणि वेळ): 23/06/2021 21:27 बजे

4. Type of Information: (माहितीचा प्रकार): लेखी

5. Place of Occurrence (घटनास्थळ):

1.(a) Direction and distance from P.S.(पोलीस ठाण्यापासून दिशा व अंतर): पूर्व, 8 किमी


Beat No. (बिट क्र.):

(b) Address (पत्ता): सलगरा बु जवळील इंदु भारत कंपनी

(c) In case, outside the limit of this Police Station, then (या पोलीस ठाण्याच्या हद्दीबाहेर असल्यास):

Name of P.S.(पोलीस ठाण्याचे नाव):

District(State) (जिल्हा(राज्य)):



6. Complainant / Informant (तक्रारदार/माहिती देणारा):

(a) Name (नाव): विनायक ज्ञानोबा कांबळे

(b) Father's/Husband's Name (वडील / पतीचे नाव):

(c) Date/Year of Birth (जन्म तारीख/वर्ष): 1987

(d) Nationality (राष्ट्रीयत्व): भारत

(e) UID No. (यु.आय.डी. क्र.):

(f) Passport No. (पारपत्र क्र.):

Date of Issue (दिल्याची तारीख):

Place of Issue (दिल्याचे ठिकाण):

(g) Id details (Ration Card, Voter ID Card, Passport, UID No., Driving License, PAN)

ओळखपत्र विवरण (राशन कार्ड, मतदाता कार्ड, पासपोर्ट, यूआईडी नं., ड्राइविंग लाइसेंस, पॅन कार्ड)

S.No.(अ. क्र.)	Id Type (ओळखपत्राचा प्रकार)	Id Number (ओळखपत्राचा क्रमांक)
1		

(h) Address (पत्ता):

S.No.(अ. क्र.)	Address Type (पत्त्याचा प्रकार)	Address (पत्ता)
1	वर्तमान पत्ता	हाळी, उदगीर, उदगीर ग्रामाण, लातूर, महाराष्ट्र, भारत
2	स्थायी पत्ता	हाळी, उदगीर, उदगीर ग्रामाण, लातूर, महाराष्ट्र, भारत

(i) Occupation (व्यवसाय):

(j) Phone number (फोन नं.):

Mobile (मोबाइल नं.): 91-7821029987

7. Details of known/suspected/unknown accused with full particulars (माहीत असलेल्या /संशयित/अनोळखी आरोपीचा संपूर्ण पत्ता):

S.No. (अ.क्र.)	Name (नाव)	Alias (उर्फनाव)	Relative's Name (नातेवाईकाचे नाव)	Present Address (वर्तमान पत्ता)
1	करन वीठल गायकवाड			1. हाळी ता, उदगीर, उदगीर ग्रामाण, लातूर, महाराष्ट्र, भारत

8. Reasons for delay in reporting by the complainant/informant (तक्रारदार/माहिती देणा-याकडून तक्रार करण्यातील विलंबाची कारणे):

9. Particulars of properties of interest (संबंधीत मालमत्तेचा तपशील):

S.No. (अ.क्र.)	Property Category (मालमत्ता वर्ग)	Property Type (मालमत्ता प्रकार)	Description (वर्णन)	Value (In Rs/-) (मुल्य (रु. मध्ये))
----------------	-----------------------------------	---------------------------------	---------------------	-------------------------------------

10 Total value of property (In Rs/-)-(चोरीस गेलेल्या मालमत्तेचे एकूण मुल्य (रु. मध्ये)):

11 Inquest Report / U.D. case No., if any (इन्क्वेस्ट अहवाल/ अकस्मात मृत्यू प्रकरण क्र., जर असल्यास):

S.No. (अ. क्र.)	UIDB Number (यु.आय.डी. बी.क्र.)
-----------------	---------------------------------

12 First Information contents (प्रथम खबर हकीकत):

जबाब दिनांक 23/06/2021नी विनायक ज्ञानोबा कांबळे वय 34 वर्ष व्यवसाय ड्रायव्हर रा. हाळी ता. उदगीर जि. लातूर मो. 7821029987 समक्ष पोस्टे ला हाजर येथुन जबाब लिहून घेण्यास सांगतो की, मी वरिल ठिकानचा राहणारा आरतुन मला योन भाय आरतुन मी ट्रक चालवून माझे कुटुंबाचा उदरनिर्वाह करतो. दि. 15/06/2021 रोजी 8.30 वाजता मोजे हाळी ता. उदगीर जि. लातूर येथुन माझ्या भावकीचे विनोद नरसींग सोनकांबळे याचे लग्न मोजे कारला ता. बिलोली येथे आसल्याने आम्ही लग्नाचे व-हाड घेवुन जान्यासाठी मयसदेवास बसण्यासाठी माझी बहीन नामे सिंधु अनिल डावळे याची इरटीका कार भाड्याने घेवुन सदर कार मी स्वता चालविण्यासाठी ताब्यात घेतली तशेंच व-हाडी मंडळीला एक आयचर कंपनीचा टेम्पो MH 04 EB 3525 या मध्ये 35 महीला व पुरुष लहान मुलाने असे बसविण्यात आले होते. दुसरा एक टेम्पो व एक कार असे व-हाड घेवुन हाळी येथुन मुखेड ते बिलोली मार्ग जात असताना आयचर

N.C.R.B (एन.सी.आर.बी)

I.I.F.-I (एकीकृत अन्वेषण फॉर्म - १)

टेम्पो क्र MH 04 EB 3525 हा सलगसा (बु) जवळील इव भारत कंपनीजवळ आला असता वेळ अंदाजे 10.45 वा चे सुमारास वाहन चालक नामे करन विठल गायकवाड याने त्याचे ताब्यातील टेम्पो हा भरधाव वेगाने निष्कावलीपणे हलगर्भने चालवल्याने त्याचा वाहना वरील ताबा सुटून टेम्पो पल्टी झाला तपामुळे टेम्पो मध्ये बसलेले 1) प्रशांत जनार्धन सुर्यवंशी यांचे डोक्यास गंभीर मार लागल्यामुळे तो स द मुखेड येथे उपचार दरम्यान मरण पावला व 2) प्रदीप उर्फ पित्तु जनार्धन कांबळे हा स द नांदेड येथे उपचार दरम्यान दि 21/06/2021 रोजी सायकाळी साडेसात वाजता मरण पावला आहे. अशा दोघ टेम्पो मध्ये बसलेले 3) सौ वच्छलाबाई भ्र सरखाराम सोनकांबळे 4) अर्चना दयानंद कांबळे 5) कल्पना रवी हिरडे 6) नरसींग श्रावण मसुरे 7) मनकणा पुडलीक गायकवाड 8) पद्मशिला अ तेल कांबळे 9) शाताबाई निळकंठ सोनकांबळे 10) लक्ष्मीबाई नरसींग गायकवाड 11) जयश्री माधव सोनकांबळे 12) निर्गुना विठल मसुरे 13) वनीता भ्र राजकुमार गायकवाड 14) लक्ष्मीबाई सुभाष कांबळे 16) नर्मदा जनार्धन सुर्यवंशी 17) जिजाबाई पडरी गायकवाड 18) अजय माधव सुर्यवंशी 19) अर्चना मानीका सोनकांबळे 20) भास्करथाबाई अजय गनेश जगताप 26) वर्षा जगनाथ सोनकांबळे 27) रिया माधव सोनकांबळे 28) चक्रपर्णा एडलीक सोनकांबळे 29) संगीता राजु नरवाडे 30) विद्या सागर अशोक सोनकांबळे 31) सुकन्या गायकवाड 32) वनिता राजु गायकवाड 33) मीनाबाई दौगाबर गायकवाड 34) सुनीता गायकवाड 35) सैलेष महालौंग यांचे हातास पाठीत पायात डोक्यात मार लागून दुरावत झाली आहे. तरी चालक नामे करन विठल गायकवाड हा वरील लोकांच्या मरनास व दुरावतीस कारणीभूत झाला आहे मात्र नातेवाईकांच्या प्रकरतीचा उपचार स द नांदेड व खाजगी दवाखान्यात चालू असल्यामुळे आज रोजी पो स्टेंड ला येवुन तक्रार देत आहे तरी त्याचेवर गुन्हा दाखल करून कायदेशीर कार्यवाही करण्यात यावी माझा जबाब माझे मागने प्रमाणे संगनकार राहण काला तो बरोबर व खरा आहे

13. Action Since the above information reveals commission of offence(s) u/s as mentioned at (केलेली कारवाई: काय क. २ मध्ये नमूद केलेल्या कलमान्वये वरील अहवालानुसार अपराध घडल्याचे.)

(1) Registered the case and took up the investigation: (प्रकरण नोंदविले आणि तपासाचे काम 15401000362VVG7701K (Inspector)) / or (किंवा) हाती घेतले):

(2) Directed (Name of I.O.) (तपास अधिका-याचे नाव):
Rank (पद):

No.(क्र.): to take up the investigation (ला तपास करण्याचे अधिकार दिले) or (किंवा)
(3) Refused investigation due to (ज्या कारणामुळे तपास करण्यास नकार दिला):

or (ज्या कारणामुळे तपास करण्यास नकार दिला)

(4) Transferred to P.S.(गुन्हा दुसरीकडे पाठविला असल्यास त्या पोलीस ठाण्याचे नाव):

District (जिल्हा):

on point of Jurisdiction (को क्षेत्राधिकार के कारण हस्तांतरित).

F.I.R. read over to the complainant / informant, admitted to be correctly recorded and a copy given to the complainant / informant free of cost. (प्रथम खबर तक्रारदाराला/खबरीला वाचून दाखविली, बरोबर नोंदविली असल्याचे त्याने मान्य केले आणि तक्रारदाराला/खबरीला खबरीची प्रत मोफत दिली.)

R.O.A.C.(आर. ओ .ए. सी.)

14. Signature/Thumb impression of the complainant / informant.(तक्रारदाराची/खबर देणा-याची सही/अंगठा):

15. Date and time of dispatch to the court (न्यायालयात पाठवल्याची तारीख व वेळ):

Signature of Officer in charge, Police Station (आण प्रभारी अधिका-याची)

Name (नाव): VILAS VISHVAMBHAR GOBADI
Rank (पद): I (Inspector)
No.(सं.): 15401000362VVG7701K

CRIME DETAILS FORM

Form :II

घटनास्थळ पंचनामा / गुन्ह्याच्या तपशीलाचा नमुना

Dist- नांदेड P.S.- मुंबडे FIR/Proceeding/G.D.No- 12 Year- 2021 Date- 16-06-2021
जिल्हा पोलीस ठाणे पहिली खबर क्र./कार्यवाही क्र. वर्ष तारीख

Section : 279, 338, 304 (A) भारतीय

Place of Occurrence shown by :

ठिकाण दाखविणाऱ्याचे :

आऊसोहेव Fathers / Husband Name : आशुकिंग मजारे
पित्याचे / पतीचे नाव :

Address : साहाय्य पोलीस निरीक्षक पो. स्ट. मुंबडे

TYPE OF CRIME (All including M.O.Crime) :

घात प्रकार (गुन्ह्याच्या सर्व पध्दती सह) :

Major Head : अपघात (ii) Classification of Major Head :
प्रधान शीर्षक प्रधान शीर्षके वर्गीकरण :

Method (s) :
पध्दती :

हायवेज निष्ठाळणी पणे रेल्वे डु. MH 04 EB 35 95 ही आस्थाव
वेगाग चाळकूग जयभंडू ब्रेड लावण्याने रेल्वे सेडवर पळवणे
खाळकूग 21 मीटर धावण जेव्हा रेल्वेची वरुपी जयमि आच्छे.
Conveyances used : MH 04 EB 35 95 आयपर रेल्वे.
वापरलेली वाहन

Character assumed :
केलेले वेषांतर / केलेली बतावणी :

Language / S. lang. used :
वापरलेली भाषा / बोली भाषा :

Special Feature- 1 :
विशेष वैशिष्ट्य १ :

Special Feature- 2 :
विशेष वैशिष्ट्य -२ :

Special Feature- 3 :
विशेष वैशिष्ट्य -३ :

Type of place of Occurrence : इंद भारत कंपनी मजारे मुंबडे ते मला रोडवर
घटनेच्या ठिकाणाचा प्रकार :

(2)

(4)

5. Particulars of the victims (Attach separate sheet, if required) :

बर्ळाचा तपशील (आवश्यक असल्यास स्वतंत्र कागद जोडावा) :

Sr No अ.क्र	Full Name संपूर्ण नाव	Date/Year of Birth जन्म तारीख /वर्ष	Sex लिंग	Nationality राष्ट्रीयत्व	Religion धर्म	Whether SC/ST जाती / जमाती	Occupation व्यवसाय	Adress पत्ता	
1)	पुत्रांग जर्जाशन कुर्वेवशी	32	पुरुष	भारतीय	बौद्ध	SC	मजूरी	रा. डाकी ता. अर्गोर जि. लातूर	गंभीर अपघात मृत्यू

6. Motive of crime : हायगवळ जि. लातूरची पो. को. अंतर्गत देवो वु. क्र. 04-88 858 गुन्ह्याचा हेतू :

हे अपघात येथील साखळी देवो पालखी उल्लेख वरवी, गंभीर जखमी झाले. मरणात झालेला झाला.

7. Details of property Stolen/Involved : [Use appropriate prescribed forms (s) and attach] :

चोरीच्या अंतर्भूत मालमत्तेचा तपशील (योग्य नमुना वापरावा व सोबत जोडावा) :

8. Description of the place of occurrence :

घटनेच्या जागेचे वर्णन :

आम्ही वी.एस. मजरे व. पोलीस निरीक्षक पो. व्हे. मूबडे येथे झालेला अपघात साखळी देवो पालखी उल्लेख वरवी, गंभीर जखमी झाले. मरणात झालेला झाला. हायगवळ जि. लातूरची पो. को. अंतर्गत देवो वु. क्र. 04-88 858 गुन्ह्याचा हेतू : हा अपघात येथील साखळी देवो पालखी उल्लेख वरवी, गंभीर जखमी झाले. मरणात झालेला झाला.

सदर घटनास्थळावर, रोड टायर माड्डे या पुरुष पर्यंत ब्रेड
जालण्याचे धाकळीचे दिवस आहे. सदर टायर माड्डे
व रेम्पो रोडवर पल्लवी आग्याने व घावन गेल्याने मिळाले
दिवस आहे. सदर घटनास्थळी रेम्पो आयपर कंपनीची
जोपा RT 03. MM 04 - EB 3525 आडवे स्थितीत पल्लवी
आग्याने दिवस आहे. सरर रेम्पोची डेक्क व पाही मधील
वाडी ही आग्याने रंगाची बाकून सरर रेम्पोचा
नेम फेडर पिछ्या रंगाची बाकून त्याचा डेक्क्या रंगाचे
नेमर MM 04 EB. 3525 दिवस आहे.

सदर घटनास्थळावर पल्लवी रेम्पो डे MM 04 EB.
3525 हा जोपा डेक्क्या आहे. व घटनास्थळी रोडच्या बाजूने
रेम्पो रस्त्यावर सल्लुकण RT 03 तपासणी वाडी ठेवले आहे.

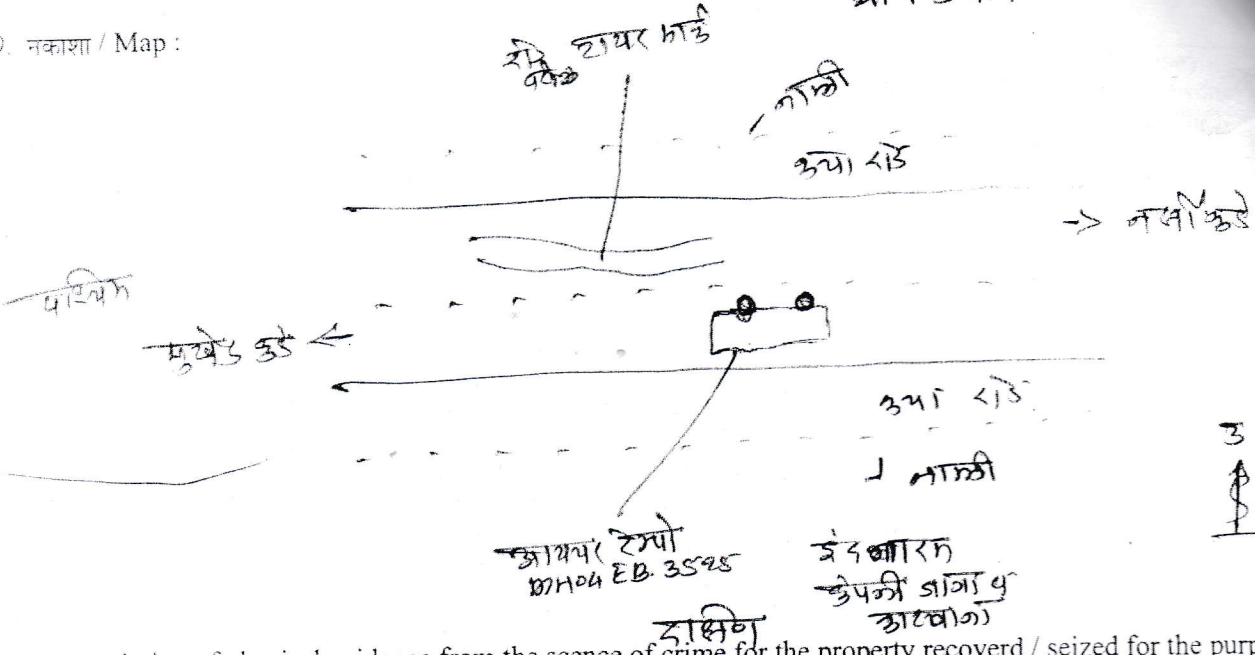
सरर घटनास्थळाची चर्चा दिवस पाहता पुर्वेक नसले
जानारा डेक्क्या रोड पल्लवीत मुख्य डेड जानारा डेक्क्या रोड
दक्षिणेक डेड बारन डेक्क्या मधील जागा व डेड बारन डेक्क्या
मधील जागा. उमळे रंगाचे वांगळ वडले रंगे उसाचे
वांगळ. Latitude 18.739061, Longitude 77.435313 असा नोंद

सदरचे घटनास्थळ पर्यटनाचा पर्याय देण्याची पाकळी शेत
पर्यंत डेक्क्या डेक्क्या दिवस पारिस्थिती सुमारे डेक्क्या आहे
तो वरोक व थरा आहे

उत्तर

श्रीगणेशाय नमो
श्रीगणेशाय नमो

9. नकाशा / Map :



10. Description of physical evidence from the scene of crime for the property recovered / seized for the purpose of investigation :

नकाशा तपासकामां प्रत्यक्ष पुरावा म्हणून गुन्ह्याच्या जागेवरून मिळविलेल्या / जप्त केलेल्या मालमत्तेचे वर्णन :

1) 500,000 = 50 लाख रंगाची आयुध रेमो. ज्याचा रंग
 लाख असून पिवळे नंबर प्लेटवर डोळ्या
 अक्षरात R10 पाहिले न. मम 04 EB 3525
 ज्या बाजूने पाही माने बाजूने कोरी माहे
 डु. वा. डि. स.

11. Date and time of panchnama

Time

घटनास्थळ पंचनाम्याची दिनांक 16-06-2021 वेळ 12:44 ते 13:30 पर्यंत

12. Name of panchas

Signature of panchas

पंचाची नावे :

पंचाच्या सहया :

(1) पंचनामिंह आत्माराम वडो वय 28 वर्षे

Full Address

पत्ता व्यवसाय शेती रा. आमनगाव सा मुखेड
95030 38 811

(2) शेख सल्लाड शेख राडिड वय 21 वर्षे

Full Address

पत्ता व्यवसाय शिपरा रा. सखवरी (बु)
मोग 80075 46003.

Name and Signature of Investigation Officer

तपासक अमलदाराची सही

Name : बी. एच. मंगरे

नाव

Rank : महा पो. डि. B.No if any

पदनाम

ब.क्र.

Date 16-06-2021

दिनांक

5.00,000 Bks /4 lvs.--PA4*
33, dated 16-6-41 and
No. 733/33, dated 11-12-47,
eral with the Govt. of Maharashtra, Bombay's
1462/19357/1, dated 4-7-62.]

C. M. 67 a.

Sub District Hospital

Record of a post-mortem examination held at

Mukhed Dist + Nanded Dispensary Hospital

of the dead body of

Prashant
Janardhan
Suryavanshi
District

of Village
City

R/o + Hali Tal + Udgire
Dist + Latore

by Dr. S. S. Deukate

I. General Particulars—

1. (a) By whom was the corpse sent? → N.P.C. Mr Y. K. Mahindrakar B.No 1402 from P.S. Mukhed
- (b) Name of place from which sent. → S.D.H. Mukhed Dist + Nanded
- (c) Distance of place from which sent. —
2. By whom was the corpse brought? → P.C. Mr P. R. Shinde from P.S. Mukhed
3. By whom identified? → Mr Vinod Narsingh Sonkamble
4. The date, hour and minute of its receipt. → 15/6/2021 11:30 A.M.
- (a) The date, hour and minute of beginning post-mortem examination. → 15/6/2021 5:00 p.m.
- (b) The date, hour and minute of ending post-mortem examination. → 15/6/2021 6:00 p.m.

5. Substance of accompanying Report from Police Officer or Magistrate, together with the date of death if known. Supposed
According to Police Request panchnama Report Death occurred on 15/6/2021 before 11:00 A.M. due to Head Injury

6. If not examined at Dispensary or Hospital—

Not applicable

(a) Name of place where examined.

→ NA

(b) Distance from Dispensary or Hospital—

→ NA.

(c) Reason why the body was not sent to the Dispensary or Hospital.

→ NA

II. External Examination—

7. Sex, apparent age, race or caste.

32 yrs / male Hindu —

Description of clothes and of ornaments on the body.

→ As per Police Inquest Panchnama Report.

8. **Condition of the clothes—**
Whether wet with water, stained with blood or soiled with vomit or foecal matter.

→ As per Police Inquest Panchnama Report.

9. Special marks on the skin such as scars, tattooing etc., any malformations peculiarities, or other marks of identification. State of the teeth.

→ one black mole above Lt Eyebrow
→ Teeth are Intact.

In newly born infants, the length and (if possible), the weight of the body to be recorded together with the state of the hair, nails and umbilical cord, its length, whether placenta is attached or not, if present, its size and condition.

Condition of body—
 either well-nourished, thin
 emaciated, warm or cold.

→ well nourished, cold Body.

11. *Rigor Mortis*—Well-marked, slight or absent; whether present in the whole body or part only.

→ Rigor Mortis present over both upper Limb and Lower Limb.

12. Extent and signs of decomposition, presence post-mortem lividity of buttocks, loins, back and thighs or any other part. Whether bullae present and the nature of their contained fluid. Condition of the cuticle.

→ presence of post-mortem Lividity of buttocks, loins, back and thighs (posterior aspect)

13. *Features*—Whether natural or swollen, state of eyes, position of tongue; nature of fluid (if any) oozing from mouth, nostrils or ears.

→ Natural.
 - both Eyes are closed
 - tongue inside the mouth.
 - Bleeding from Lt Ear present.

14. *Condition of skin*—Marks of blood etc. In suspected drowning, the presence or

15. Injuries to external genitals.
Indication of purging.

No E/O of Injuries to external
genitals.

16. **Position of limbs**—
Especially of arms and
of fingers in suspected
drowning the presence or
absence of sand or earth
within the nails or on the
skin of hands and feet.

→ Rt Hand Flexed at Rt Elbow joint
→ Lt Hand straight.
→ both Legs are straight.

17. **Surface wounds and
injuries**—Their nature, posi-
tion, dimensions (measured)
and directions to be
accurately stated—their
probable age and causes
to be noted.

① Contused lacerated wound measuring
approximately $5 \times 2.5 \times 2$ cm over Lt.
parietal region of scalp of head &
underlying bone fracture.

If bruises be present what is
the condition of the
subcutaneous tissues?

② Abrasion of size approximately
 2.5×0.5 cm, 3×0.5 cm over
Lt shoulder region.

③ Abrasion over both knee joints
of size 1.5×0.5 cm, 2×0.5 cm.

④ E/O fracture of Lt 6th and
7th rib of chest.

(N.B.—When injuries are
numerous and cannot be
mentioned within the space
available they should be
mentioned on a separate
paper which should be
signed).

⑤ Abrasion of size measuring
approximately 5×0.5 cm over
Dorsum of Lt Hand.

⑥ Abrasion over chin of size
 2×0.5 cm.

18. Other injuries discovered by
external examination or
palpation as fractures etc.

⑦ Abrasion over Rt Elbow joint
of size 1.5×0.5 cm, 2×0.5 cm.

⑧ Abrasion over Lt Hand of
size 2×0.5 cm, 1.5×0.5 cm.

⑨ Abrasion over Lt side of Lumbar spine
of size 3×0.5 cm.
→ Injuries are Anter-mortem

- (a) Can you say definitely
that the injuries shown

Internal Examination—

Head—

- (i) Injuries under the scalp, their nature.
- (ii) **Skull**—Vault and base—describe fractures, their sites, dimensions, directions, etc.
- (iii) **Brain**—The appearance of its coverings, size, weight and general condition of the organ itself and any abnormality found in its examination to be carefully noted (weight M. 3 grams F. 2.75 grams).

Elo Fracture of Lt Scalp Bone

Elo Fracture of Lt parietal bone of Scalp of Head

Elo Subdural Hematoma of size 5x4 cm, Cerebral oedema present.
 - Lt parietal cerebral Concussion present.

20. Thorax—

(a) Walls, ribs, cartilages

Elo Fracture of Lt 6th and 7th rib of chest.

(b) Pleura

+ Pleura Congested

(c) Larynx, Trachea and Bronchi.

+ Mucosa Congested

(d) Right Lung

(e) Left Lung

} both Lung's are Congested

(f) Pericardium

+ Intract, Congested

(g) Heart with weight

+ Congested, Lt Ventricle Empty pale

(h) Large vessels

—

21. Abdomen

Walls → Intact

Peritoneum → Intact.

Cavity → NAD

Buccal Cavity, teeth, tongue and Pharynx. → Mucosa Congested.

Desophagus → mucosa Congested

Stomach and its contents → Stomach contains approximately 30-40 ml semi-liquid food particles

Small intestine and its contents. → Small Intestine contains digested food particles

Large intestine and its contents. → Large Intestine contains fecal matter.

Liver (with weight) and gall bladder. → Congested.

Pancreas and Suprarenals → Congested

Spleen with weight → Congested

Kidneys with weight → both kidneys are Congested.

Bladder → Bladder contains approximately 20-30 ml urine

Organs of generations

Additional remarks with where possible, medical officer's deduction from the state of the contents of the stomach as to time of death and last meal.

State which viscera (if any)

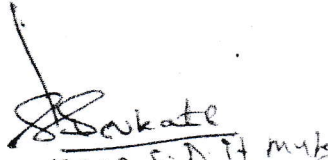
and Spinal Cord—

Abrasion over Lt side of Lumbar
Spine present of size approximate
3 x 0.5 cm.

Opinion as to the cause
probable cause of death.

→ After performing post mortem
examination, cause of Death is Cardio-respiratory
arrest due to Haemorrhagic Shock due to
Head Injury due to RTA.

Dated 8-11-2002


M. S. D. H. M. K.
(Signature)

*The Spinal Cord need not be examined unless there are any indications of disease, Strychnia poisoning or injury.

Note—The report must be written and signed immediately after the examination. Medical Officers will at once despatch a duplicate copy to the Civil Surgeon of their district for record in his office.

Great care should be taken not to cut the viscera before they have been inspected in situ.


No. 4 - 15-6-2002.

Place Dispensary
Civil Hospital

Sub-District
Hospital Mukhed 200

Forwarded to the Police Sub-Inspector NPC Mr Y. R. Mahindrakar B. No. 1402 from p.s. Mukhed station Diary No 29 of 14-4-02 at MLC No 62 / 15-6-2002
2. Viscera has been preserved. It may please be stated ²⁰⁰ immediately whether examination by the Chemical Analyst is necessary or it is to be destroyed.

Civil Surgeon or M. M. S. Officer



Copy forwarded with compliments to the Civil Surgeon.

for information.

M. M. S. Officer

Seen and examined by the Civil Surgeon.

200

Remarks of the Civil Surgeon,

(if any)

5,00,000 Bks./4 lvs.-PA4*
dated 16-6-41 and
No. 733/33, dated 11-12-47,
General with the Govt. of Maharashtra, Bombay's
1462/19357/1, dated 4-7-62.]

mipm No - 517/21 C.M.67 e.
Date - 21/06/2021

Report of a post-mortem examination held at D2-S.C. Urmc Nanded Dispensary Hospital

on the dead body of Peadip
Jamardham Komble of ----- Village Hali
City

Taluka Vdgiz District Nanded by D2-R.S. More
D2-V.T. Patil

I. General Particulars -

1. (a) By whom was the corpse sent? PHC V.N. Utholke B.No-1695
Nanded gramim P.S.

(b) Name of place from which sent. } Casualty
(c) Distance of place from which sent. } D2-S.C. Urmc Nanded.

2. By whom was the corpse brought? } PC Thakur B.No-2756
Nanded gramim P.S.

3. By whom identified?

4. The date, hour and minute of its receipt. 10:35 pm 20/06/2021

(a) The date, hour and minute of beginning post-mortem examination

07:00 am } 21/06/2021

(b) The date, hour and minute of ending post-mortem examination

08:00 am

5. Substance of accompanying Report from police Officer or Magistrate, together with the date of death if known, Supposed cause of death or reason

As per police inquest and requisition deceased had history of RTA on 15/06/21 at 10:30 hours for that admitted in D2-S.C. Urmc Nanded died during treatment on 20/06/21 at 19:00
Cause of death - Road traffic acci

6. If not examined at Dispensary or Hospital -

- (a) Name of place where examined
- (b) Distance from Dispensary or Hospital-
- (c) Reason why the body was not sent to the Dispensary or Hospital

Not applicable

II. External Examination

7. Sex, apparent age, race or caste.

32 years, male.

Description of clothes and of ornaments on the body.

Multicoloured chaddar
yellow shirt
dinaplast bandage over right side of neck

8. Condition of the clothes - Whether wet with water, stained with blood or soiled with vomit or foecal matter.

Dry, Intact, handed over to PC on duty.

9. Special marks on the skin such as scars, tattooing etc. any malformations peculiarities or other marks of identification State of the teeth.

Body identified by investigating officer on duty. teeth-16116

In newly born infants, the length and (if possible) the weight of the body to be recorded together with the state of the hair, nails and umbilical cord its length.

Not applicable

Condition of body -
 whether well-nourished, thin
 or emaciated warm or cold.

Average built, cold.

11. Rigor Mortis - well-marked
 slight or absent; whether
 present in the whole body or
 part only.

well-marked in whole body parts.

12. Extent and signs of decom-
 position, presence of post-
 mortem lividity on buttocks
 loins, back and thighs or any
 other part. Whether bullae
 present and the nature of
 their contained fluid.
 Condition of the cuticle.

No signs of decomposition,
 postmortem lividity present on posterior
 aspect of body except pressure areas,
 fixed.

13. Features- Whether natural
 or swollen, state of eyes,
 position of tongue : nature of
 fluid (if any) oozing from
 mouth, nostrils or ears.

Features- Natural
 eyes- closed. space ^{state} haematoma around
 both eyes.
 mouth- closed
 tongue- inside mouth
 Red coloured fluid oozing from both
 nostrils.

14. Condition of skin-Marks
 of blood etc. In suspected
 drowning the presence or
 absence of cutis anserina
 to be noted.

Dry-pale.

15. Injuries to external genitals.
Indication of purging.

No injury to external genitalia
No purging.

16. **Positions of limbs-**
Especially of arms and of fingers in suspected drowning the presence or absence of sand or earth within the nails or on the skin of hands and feet.

— straight.

17. **Surface wounds and Injuries-** Their nature, position, dimensions (measured) and directions to be accurately stated-their probable age and causes to be noted.

If bruises be present what is the condition of the subcutaneous tissues?

(N.B. - (When injuries are numerous and cannot be mentioned within the space available they should be mentioned on a separate paper which should be signed.)

18. Other injuries discovered by external examination or palpation as fractures etc.

- ① Large abrasion present over left forearm involving left elbow directed laterally downwards of size 8cm x 2cm, Brown.
- ② Large abrasion present over forehead directed downwards of size 0.5cm x 0.5cm, Brown.
- ③ Surgically sutured wound present over left upper eyelid laterally with 1 suture in situ edges well approximated of size 1.5cm.
- ④ Large abrasion present over left zygomatic region below left eye directed laterally downwards of size 4cm x 3cm, Brown.
- ⑤ Large abrasion present over left shoulder anterolateral aspect of directed laterally downwards of size 8cm x 3cm, Brown.
- ⑥ Abrasion present over left elbow lateral aspect of size 1cm x 0.5cm, Brown.
- ⑦ Abrasion present over left hand palm aspect thumb area of size 3cm x 2cm, Brown.
- ⑧ Abrasion present over base of left hand ring & little fingers on dorsal aspect of size 0.5cm x 0.5cm, 0.2cm x 0.2cm respectively.
- ⑨ Large abrasion present over left thigh upper part lateral aspect directed laterally downwards of size 4cm x 3cm, Brown.
- ⑩ Abrasion present over left knee lateral aspect of size 5cm x 3cm, Brown.
- ⑪ Abrasion present over right knee lateral aspect of size 4cm x 3cm, Brown.
- ⑫ Abrasion present over right hand knuckles of index and middle fingers of size 0.5 x 0.5cm, Brown.

→ NO fracture.

(a) Can you say definitely that the injuries shown against serial Nos. 17 and 18 are ante mortem

Yes-antemortem.

Examination

Head -

- (i) Injuries under the scalp, their nature. Underscalp contusion present over left parietal fronto-temporo-occipital area with haemorrhage present in left temporalis muscle, Red.
- (ii) **Skull** - Vault and base - describe fractures their sites, dimensions, direction, etc. Depressed compound fracture present over left frontal area of size 5.5cm x 4.5cm with bone thickness deep extending towards left anterior cranial fossa involving calvarial plate, fracture margins irregularly infiltrated with blood.
- (iii) **Brain** - The appearance of its coverings, size, weight and general condition of the organ itself and any abnormality found in its examination to be carefully noted (weight M. 3 grams, F. 2.75 grams.) meninges - Intact, congested.
- Diffuse subdural haemorrhage present over left cerebral hemisphere of about 400+ dark Red.
- Diffuse subarachnoid haemorrhage present over both cerebral hemisphere.
Brain - Intact, congested, edematous
liquifactive haemorrhagic necrosis present over base of left fronto-temporal area.

Thorax -

- (a) Walls, ribs, cartilages Intact, No fractures.
- (b) Pleura Intact, No fluid.
- (c) Larynx, Trachea and Bronchi. Intact, No foreign body.
- (d) Right Lung } Intact, congested, edematous.
- (e) Left Lung }
- (f) Pericardium Intact, No fluid.
- (g) Heart with weight } Intact, blood and blood clots present
- (h) Large Vessels }

(i) Additional remarks

21. Abdomen -

Walls Intact

Peritoneum

Cavity

} Intact, no fluid.

Buccal Cavity, teeth, tongue
and Pharynx

Intact, No foreign body.

Oesophagus Intact.

Stomach and its contents

Intact, about 30ml dark green coloured fluid
present. No abnormal smell perceived, mucosa
intact, congested.Small intestine and its
contents.Large intestine and its
contents.} Intact, partly loaded with faeces and
gasesLiver (with weight) and gall
bladder.

Pancreas and Suprarenals

} Intact, congested.

Spleen with weight

Kidneys with weight

} Intact, congested.

Bladder Intact, empty.

Organs of generations Intact.

Additional remarks with
where possible, medical
officer's deduction from the
state of the contents of the
stomach as to time of death
and last meal.

Nil.

State which viscera (if any)
have been retained for
chemical examination and
also quote the numbers on

Viscera not preserved.

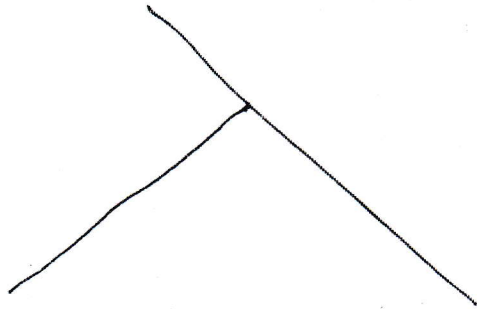
and Spinal Cord-

Intact, Not opened.

|

Opinion as to the cause/
probable cause of death

"Head Injury"



(Signature)

(Dr. V. T. Patil)

Resident

Dept. of Forensic Medicine
Dr. S.C.G.M.O. Vishnupada
Wanded-431608.

(Signature)

(Dr. R. S. More)

Resident

Dept. of Forensic Medicine
Dr. S.C.G.M.O. Vishnupada
Wanded-431608.

21/06/2021

(Signature)

* The Spinal Cord need not be examined unless there are any indications of disease, Strychnia poisoning or injury.

The report must be written and signed immediately after the examination. Medical Officers will once dispatch a duplicate copy to the Civil Surgeon of their district for record in his office.

Great care should be taken not to cut the viscera before they have been inspected in situ.

MLPM No. 517/21

20

Date - 21/06/2021

Dispensary
Place -----
Civil Hospital

Dr. S.C. G.M.C. Nanded.

20

Forwarded to the Police Sub-Inspector Nanded Gramin P.S.

for information with reference to his No. RMLC/3766/2021 of 20/06/2021
2. Viscera has been preserved. It may please be stated Immediately whether examination by the Chemical Analyser is necessary or it is to be destroyed.

(Signature)
(Dr. V.T. Patil)
Resident
Dept. of Forensic Medicine
Dr. S.C.G.M.C. Vashispath
Nanded-431608

(Signature)
(Dr. R.S. More)
Resident
Dept. of Forensic Medicine Officer
Dr. S.C.G.M.C. Vashispath
Nanded-431608

Copy forwarded with compliments to the Civil Surgeon

for information



M.M.S. Officer

Seen and examined by the Civil Surgeon,

20

Remarks of the Civil Surgeon,

(if any)

on

008-5,00,000 Bks./4 lvs.-PA4*
G.D. No. 733/33, dated 16-6-41 and
G.D. No. 733/33, dated 11-12-47,
General with the Govt. of Maharashtra, Bombay's
FRM./1462/19357/1, dated 4-7-62.]

Report of a post-mortem examination held at Dr. SCGMC, Nanded Dispensary Hospital

on the dead body of Narsing Village
Shrawan Masure of ----- Hali
City

Taluka Udgir District Latur by [Dr. R.S. More]
[Dr. R.L. Hadoliker]

I. General Particulars -

1. (a) By whom was the corpse sent? NPC- W.K. Kamble- 2801
PS- Nanded Gramin
- (b) Name of place from which sent. } casualty, Dr. SCGMC, Nanded
- (c) Distance of place from which sent. }
2. By whom was the corpse brought? } PC- N.M. Dhulgande - 2834
PS- Nanded Gramin
3. By whom identified? }
4. The date, hour and minute of its receipt. 01:20 PM } Date 26/06/2021
- (a) The date, hour and minute of beginning post-mortem examination 01:35 PM }
- (b) The date, hour and minute of ending post-mortem examination 02:35 PM }
5. Substance of accompanying Report from police Officer or Magistrate, together with the date of death if known, Supposed As per police inquest and requisition letter alleged history of road traffic accident on 15/06/2021 at 10:45 hours and then taken to Mukhed hospital and further treatment taken to Dr. SCGMC

6. If not examined at Dispensary or Hospital -

- (a) Name of place where examined
- (b) Distance from Dispensary or Hospital-
- (c) Reason why the body was not sent to the Dispensary or Hospital

Not applicable

II. External Examination

7. Sex, apparent age, race or caste. Male, 40 years

Description of clothes and of ornaments on the body. present, one white brown shawl, one white bandage present over left forearm, one white diaper present, one brown coloured abdominal belt

8. Condition of the clothes - Whether wet with water, stained with blood or soiled with vomit or foecal matter. Dry, intact

9. Special marks on the skin such as scars, tattooing etc. any malformations peculiarities or other marks of identification State of the teeth. Body identified by I.O. on duty. Intact 16/16

In newly born infants, the length and (if possible) the weight of the body to be recorded together with the state of the hair, nails and umbilical cord, its length, and the placenta is

Not applicable

Condition of body -
Whether well-nourished, thin
emaciated warm or cold.

Average built, cold

11. Rigor Mortis - well-marked
slight or absent; whether
present in the whole body or
part only. well marked, present in whole body

12. Extent and signs of decom-
position, presence of post-
mortem lividity on buttocks
loins, back and thighs or any
other part. Whether bullae
present and the nature of
their contained fluid.
Condition of the cuticle. No signs of decomposition, postmortem
lividity present over posterior aspect
of body part except pressure areas,
fixed.

13. Features - Whether natural
or swollen, state of eyes,
position of tongue : nature of
fluid (if any) oozing from
mouth, nostrils or ears. Features - Natural
Eyes - open, congested, both
black eye present, spectacle
hematoma present around both
eyes.
mouth } No oozing of fluid
Nose }
Ear }
Tongue - Inside mouth

14. Condition of skin - Marks
of blood etc. In suspected
drowning the presence or
Dry, pale

15. Injuries to external genitals. **No injury.**
Indication of purging. **NO purging**

16. **Positions of limbs-**
Especially of arms and
of fingers in suspected
drowning the presence or
absence of sand or earth
within the nails or on the
skin of hands and feet.

straight

→ ① Therapeutic intercostal drain
present over right and left lateral
aspect of chest in 4th intercostal
space of size 2cm in diameter x
pleural cavity deep with 2 sutures
present in situ, margins well approxima-
ted, no oozing, no gaping.

17. **Surface wounds and
Injuries-** Their nature,
position, dimensions
(measured) and directions to
be accurately stated-their
probable age and causes
to be noted.

② old healed graze abrasion with
pale base present over left side of
face involving left forehead and
left zygomatic region of size
10cm x 6cm, directed downwards.

③ Graze abrasion present over left shoulder supero-
lateral aspect of size 8cm x 4cm, directed lateral
downwards,

If bruises be present what is the condition of the
subcutaneous tissues? ④ Graze abrasion present over left
forearm in upper part on extensor aspect
of size 7cm x 5cm, directed lateral downwards

⑤ Graze abrasion present over left iliac region 10cm
lateral and below to umbilicus of size 8cm x 5cm
directed lateral downwards surrounded
by contusion present over back of
iliac region of size 40cm x 22cm, bluish

(N.B. - (When injuries are numerous and cannot be mentioned within the space available they should be mentioned on a separate paper which should be signed.) ⑥ Multiple abrasion present over left
hand on dorsal aspect of size ranging from
0.1cm x 0.1cm to 3cm x 1cm, brown scab present.

followed injuries continued on separate paper

18. Other injuries discovered by
external examination or
palpation as fractures etc.

Intact, no fracture

(a) Can you say definitely
that the injuries shown
against serial Nos. 17
and 18 are ante mortem
injuries?

yes, antemortem

Continue From column no. 17

Abrasion present over right arm in upper part on postero-medial aspect of size 5cm x 1.5cm, brown.

Abrasion present over right arm 0.5cm below injury no. 7. of size 3cm x 1cm, brown

9) Abrasion present over right elbow, lateral aspect of size 2.5cm x 2.5cm; brown

10) Multiple abrasion present over right hand on dorsum aspect of size varying from 0.5cm x 0.5cm to 5cm x 2cm, brown

11) Abrasion present over posterior aspect of right shoulder of size 1cm x 0.5cm, brown

12) Abrasion present over anterior aspect of left knee of size 2.5cm x 0.5cm, brown

13) Abrasion present over upper part of left leg on anterior aspect of size 0.5cm x 0.5cm, brown.

14) Multiple abrasion present over left leg in lower part, near left ankle joint of size varying from 0.1cm x 0.1cm to 4cm x 3cm brown.

15) Abrasion present over right knee on anterior aspect of size 5.5cm x 4.5cm, brown.

16) Multiple abrasion present over right knee of size varying from 0.1cm x 0.1cm to 1cm x 0.5cm, brown

Hadalikar

[Dr. R. L. Hadalikar]
Resident

Dept. of Forensic Medicine
Dr. S.C.G.M.C. Vishnupada
Manded-431608

More

[Dr. R. S. More]
Resident

Dept. of Forensic Medicine
Dr. S.C.G.M.C. Vishnupada
Manded-431608

Examination

Head -

Injuries under the scalp, their nature.
 Underscalp contusion present all over cranium.

(ii) Skull- Vault and base- describe fractures their sites, dimensions, direction, etc.
 Right orbital plate fracture obliquely with fracture margin extending into base of skull with right anterior cranial fossa fractured anteriorly, fracture margins irregular infiltrated with blood.

(iii) Brain - The appearance of its coverings, size, weight and general condition of the organ itself and any abnormality found in its examination to be carefully noted (weight M. 3 grams, F. 2.75 grams.)
 Extradural hemorrhage of about 50 gm present over right frontal region, subdural hemorrhage present over all surface of brain, diffuse subarachnoid hemorrhage present in surface of brain, contusion present over base of cerebellum.

20. Thorax -

(a) Walls, ribs, cartilages Intact, no fracture

(b) Pleura Intact, no free fluid

(c) Larynx, Trachea and Bronchi. Intact, no foreign body

(d) Right Lung } congested, edematous
(e) Left Lung }

(f) Pericardium } Intact, Blood and blood clots present
(g) Heart with weight }
(h) Large Vessels }

21. Abdomen -

Walls *Intact*

Peritoneum } *Intact, no free fluid*
Cavity }

Buccal Cavity, teeth, tongue and Pharynx } *Intact, no foreign body*
Oesophagus }

Stomach and its contents *Empty*

Small intestine and its contents. } *partly filled with feces and gases.*
Large intestine and its contents. }

Liver (with weight) and gall bladder. *Intact, congested*

Pancreas and Suprarenals *Laceration present over inferior surface.*

Spleen with weight } *Intact, congested*
Kidneys with weight }

Bladder *Empty*

Organs of generations *Intact*

Additional remarks with where possible, medical officer's deduction from the state of the contents of the stomach as to time of death and last meal. *Nil*

State which viscera (if any) have been retained for *Viscera not preserved.*

and Spinal Cord-

Intact

Opinion as to the cause/
probable cause of death

"Head injury"

R. L. Hadalikar
[*Dr. R. L. Hadalikar*]

Resident

**Dept. of Forensic Medicine,
Dr. S.C.G.M.C. Vishnupada,
Manded-431608.**

Rand
[*Dr. R. S. More*]
Resident
Dept. of Forensic Medicine,
Dr. S.C.G.M.C. Vishnupada,
Manded-431608

26/06/2024

date *08/07/20*

(Signature)

* The Spinal Cord need not be examined unless there are any indications of disease, Strychnia poisoning or injury.

Note - The report must be written and signed immediately after the examination. Medical Officers will once dispatch a duplicate copy to the Civil Surgeon of their district for record in his office.

MLPM No. 532/21 Date 26/06/2021

Place Dispensary Dr. SCGMC, Nanded 20
Civil Hospital

Forwarded to the Police Sub-Inspector PS- Nanded Gramin


for information with reference to his No. RMLC/ 3765/2021 of 26/06/2021
2 Viscera has been preserved. It may please be stated immediately whether examination by the Chemical Analyser is necessary or it is to be destroyed.

[Hadalikar]
[Dr. R.L. Hadalikar]
Resident
Dept. of Forensic Medicine,
Dr. S.C.G.M.O. Vishnupada
Nanded-431608

[Rani]
[Dr. R.S. More]
Civil Surgeon or M.M.S. Officer
Resident
Dept. of Forensic Medicine,
Dr. S.C.G.M.O. Vishnupada
Nanded-431608

Copy forwarded with compliments to the Civil Surgeon

for information



M.M.S. Officer

Seen and examined by the Civil Surgeon,
20
Remarks of the Civil Surgeon,

(if any)

on

SUB DIST. HOSPITAL MUKHED TQ. MUKHED DIST. NANDED

MEDICO LEGAL CUM INJURY CERTIFICATE

Name of Patient: Krishan Vittal Gaikwad Seal/ Outward No.
 Brought By: Police, No. MIC/ of 20
 Reference: Dated: 5/07/21 at 12:45
 Name of the Doctor: Dr. Nunevan PR Police Station: Mukhed
Date & Time of Exam: 5/7/21 12:45 PM
Hali Age: 43 Sex: M
In Patient / OPD No. 1773

Marks of Identification No. 1773

- Male over Right chest.
-

Kinds of Injury	Measurement	Part of Body	Simple / Grievous	Weapon	Age of Injury	Remark
① old scar mark.	2x2cm	Left knee	Simple	Blunt	7-2-3 wks	
② old scar mark,	2x2cm.	Occipital region	Simple	Blunt	7-2-3 wks	
③ old scar mark	1x6cm.	Left wrist	Simple	Blunt	7-2-3 wks.	

[Signature]

MLPM No. 532/21 Date 26/06/2021

Place Dispensary Dr. SCGMC, Nanded
Civil Hospital

20

Forwarded to the Police Sub-Inspector PS- Nanded Gramin


for information with reference to his No. RMLC/3765/2021 of 26/06/2021
2 Viscera has been preserved. It may please be stated immediately whether examination by the Chemical Analyser is necessary or it is to be destroyed.

R. L. Hadalikar
[Dr. R. L. Hadalikar]
Resident
Dept. of Forensic Medicine,
Dr. S.C.G.M.O. Vishnupada
Nanded-431608

R. S. More
[Dr. R. S. More]
Civil Surgeon or M.M.S. Officer
Resident
Dept. of Forensic Medicine,
Dr. S.C.G.M.O. Vishnupada
Nanded-431608

Copy forwarded with compliments to the Civil Surgeon

for information



M.M.S. Officer

Seen and examined by the Civil Surgeon,

20

(if any)

on

Remarks of the Civil Surgeon,

SUB DIST. HOSPITAL MUKHED TO. MUKHED DIST. NANDED

MEDICO LEGAL CUM INJURY CERTIFICATE

Name of Patient: Kisan Vittal Gaikwad ^{W/o.} Hadi Age 43 Sex M Seal/ Outward No. 12145

Brought By: Police

Reference: Dr. Nunevar PR Date & Time of Exam: 5/7/21 No. MIC/..... of 20

Name of the Doctor: Dr. Nunevar PR Dated: 5/07/21 at 12:45 PM Police Station: Mukhed

Marks of Identification: No. 1773

1. Male over Right chest.
- 2.

Kinds of Injury	Measurement	Part of Body	Simple/ Grievous	Weapon	Age of Injury	Remark
① old Scar mark.	2x2cm	Left knee	Simple	Blunt	> 2-3 Wks	
② old Scar mark,	2x2cm.	Occipital region	Simple	Blunt	> 2-3 Wks	
③ old Scar mark	1x6cm.	Left wrist	Simple	Blunt	> 2-3 Wks.	

[Handwritten signature]

WUB DIST. HOSPITAL MUKHED TO. MUKHED DIST. NARAYANAPUR

MEDICO LEGAL CUM INJURY CERTIFICATE

No. MIC/1208/73 of 2021
 Date: 15/6/2021
 Police Station: Mukhed
 In Patient / OPD: 1208/713

Name of Patient: Vachabai Sakharam R/o. Hali
 Sex: Female
 Age: 45 yrs
 Date & Time of Exam: 15/6/2021 11:00 A.M.

Signature of Doctor: Dr. S.S. Deokate
 No.

Place of Identification:

Kinds of Injury	Measurement	Part of Body	Simple / Givious	Weapon	Age of Injury	Remark
1) Swelling and pain & Tenderness		Present over Lt thigh	Open	Hard and blunt	within 48 hrs	pt referred to ambed Vishnupur Dandol
2) Elo Comminuted Displaced Fracture		Lower Supra-condylar femur and medial condyle of Tibia	Open	Hard and blunt	within 48 hrs	
3) Elo fracture of		of Supracondylar femur & Intraarticular injury Extension Medial condyle of Tibia	Open	Hard and blunt	within 48 hrs	

Signature of Doctor: Dr. S.S. Deokate
 No.

SUB DIST. HOSPITAL MUKHED TQ. MUKHED DIST. Nanded

MEDICO LEGAL CUM INJURY CERTIFICATE

Name of Patient: Kalpana Pravarra R/O: Mumberi Age: 25 Sex: Female Seal/ Outward No.: No. MIC/ 1211/7 of 2021
 Brought By: Kalade Ratapur Date: 15/11/2021 Date & Time of Exam: 12:00 p.m.
 Reference: Dr. S.S. Dawkate Police Station: Mukhed.
 Name of the Doctor: Dr. S.S. Dawkate In Patient / OPD: 1211/7 of

Marks of Identification:

Kinds of Injury	Measurement	Part of Body	Simple/ Grievous	Weapon	Age of Injury	Remark
(1) Claw Contused Lacerated wound 1 cm 2 Underlying bone fracture	of measuring 2-3 cm 2.5 x 1 cm	outer nose upper lip	Grievous Injury Simple	Hard and blunt. Hard and blunt	within 48 hrs. within 48 hrs.	Pt Refused to settle Vishnupuri Nanded.
(2) Contused lacerated wound	measuring 2.5 x 1 cm	upper lip	Simple	Hard and blunt.	within 48 hrs.	Pt Refused to settle.

Dr. S.S. Dawkate

SUB DIST. HOSPITAL MUKHED TQ. MUKHED DIST. NANDED

MEDICO LEGAL CUM INJURY CERTIFICATE

Name of Patient: Mankarna Prasad Jale R/O Kasabk Age 45 Sex Male Remanded Seal/ Outward No. 7-8012031
 Brought By: Park Road Tal. Vadgaon Dist. Nashik Remanded by Police Station No. MIC/ 1210 / 7-8012031
 Reference: Date & Time of Exam: 15/6/2021 Date: 15/6/2021
 Name of the Doctor: Dr. S. S. Deshpande Police Station: Mukhed
 In Patient / OPD: 1210 / 7

Marks of Identification: No.

1.
2.

Kinds of Injury	Measurement	Part of Body	Simple/ Grievous	Weapon	Age of Injury	Remark
① <u>Eto compound Displaced Fracture of femur</u>	<u>measuring approximately 12 x 1 cm</u>	<u>Distal End of L. Radius Injury</u>	<u>Grievous</u>	<u>Hard and blunt</u>	<u>with in 48 hrs</u>	<u>pt. Below the growth dishnupur recorded</u>
② <u>Contused lacerated wound</u>	<u>measuring approximately 12 x 1 cm</u>	<u>over dorsal aspect of R. forearm</u>	<u>Simple</u>	<u>Hard and blunt</u>	<u>with in 48 hrs</u>	
<u>lacerated wound</u>	<u>measuring approximately 12 x 1 cm</u>	<u>over lateral aspect of R. forearm</u>	<u>Simple</u>	<u>Hard and blunt</u>	<u>with in 48 hrs</u>	

SUB DIST. HOSPITAL MUKHED TQ. MUKHED DIST. NANDED

MEDICO LEGAL CUM INJURY CERTIFICATE

Name of Patient: Panchshela Anil Kamble Hali Age: 45 years Sex: Male
 Brought By: Shobha Pandlik Waghmare Tal: Udgir Dist: Nanded No. MIC/ F&T: of 20.21
 Reference: MRP Casualty Date & Time of Exam: 15/6/2011 11:00 A.M.
 Name of the Doctor: Dr. S.S. Dewkate Police Station: Mukhed
 In Patient / OPD: F&T, No.

Marks of Identification: No.

- 1.
- 2.

Kinds of Injury	Measurement	Part of Body	Simple / Grievous	Weapon	Age of Injury	Remark
① Contused lacerated wound	Measuring approximately 3 x 1.2 cm	over occipital region of head	Simple	Hard and blunt	48 hrs	pt referred to civil hospital Nanded

Signature: 
 Dr. S.S. Dewkate
 M.D. S. Dist. Mukhed

SUB DIST. HOSPITAL MUKHED TQ. MUKHED DIST. NANDED

MEDICO LEGAL CUM INJURY CERTIFICATE

Name of Patient: Shardabai Neelkantha R/o. Hali Age: 33 years Sex: Female Seal/ Outward No. 714 of 2021
 Brought By: Sohankar Mr. Khannadas Address: Dist. Nanded No. MIC/ 714
 Reference: Sittal Santambale Date & Time of Exam: 15/6/2021 11:00 AM
 Name of the Doctor: Dr. S.S. Deshpande Police Station: Mukhed
 In Patient / OPD: 714

Marks of Identification: One black mole over RT leg No. _____

Kinds of Injury	Measurement	Part of Body	Simple/ Grievous	Weapon	Age of Injury	Remark
① Blunt Trauma		over Lt side of chest	Simple	hard and blunt	with in 48 hrs	pt referred to GMCN with ruptured ribcage
② Trauma		over RT shoulder region	Simple	hard and blunt	with in 48 hrs	with ruptured ribcage

District: Nanded
 Date: 15/6/2021
 Signature: _____
 Seal: _____

SUB DIST. HOSPITAL MUKHED TQ. MUKHED DIST. NANDED

MEDICO LEGAL CUM INJURY CERTIFICATE

Name of Patient: Jayashree Madhav R/o. Hoshi Age: 30 years Sex: female Seal/ Outward No. of 20. 21
 Sankeumble Tal. Odgiri Dist. Nanded No. MIC/ F.I.G. of 20. 21
 Brought By: Probationers Casualty Date & Time of Exam: 15/6/2021 11:00 P.M.
 Reference: M.L.P. Casualty Date: 15/6/2021 Police Station: Mukhed
 Name of the Doctor: Dr. S.S. Dabekar In Patient / OPD: 7/16

Marks of Identification: No.

1.

2.

Kinds of Injury	Measurement	Part of Body	Simple/ Grievous	Weapon	Age of Injury	Remark
① Elbow fracture at Lt. Elbow joint	-	ad. Lt. Elbow joint Injury	Grievous	Hand and volvent	within 48 hrs	Pl. Refer to SMC for further treatment
② Abrasion	measuring over pt. approx 27x14.05cm	over pt. approx 27x14.05cm	Simple	Hand and blunt.		

दिनांक १५/०६/२०२१
 पृष्ठ नं. १३३२/२०२१
 पृष्ठ नं. ३/१५/२०२१

Dr. S.S. Dabekar
 Medical Officer, Mukhed

SUB DIST. HOSPITAL MUKHED TQ. MUKHED DIST. NANDED


MEDICO LEGAL CUM INJURY CERTIFICATE

Name of Patient: Nirguna Vitthal R/o Hotel: Tota Odgire Dist. Nanded
 Brought By: Masur & Sonkamble Date & Time of Exam: 15/16/2021 11:00 A.M.
 Reference: Dr. S.S. Devkate Police Station: Mukhed
 Name of the Doctor: Dr. S.S. Devkate In Patient / OPD: 717
 No. MIC: 717 Date: 15/16/2021
 Seal/ Outward No.: 0120/21

Marks of Identification

- 1.
- 2.

Kinds of Injury	Measurement	Part of Body	Simple / Grievous	Weapon	Age of Injury	Remark
① Abrasion	measuring approximately 4x0.5 cm	over RT leg below LT knee joint.	Simple	Hard and blunt	within 48 hrs	PT Refer to Council with imp. cu. banded


 M. S. D. H. Patil

SUB DIST. HOSPITAL MUKHED TQ. MUKHED DIST. NANDED

MEDICO LEGAL CUM INJURY CERTIFICATE

Name of Patient: Atay Madhao Sanyasiah R/o Sambha Age 24 Sex Male Sed/ Outward No. 1223/7220/20

Brought By: Public District Latur Date: 15/6/2021

Reference: Dr. S.S. Dorekoti Date & Time of Exam: 11:00 AM

Name of the Doctor: Dr. S.S. Dorekoti Police Station: Mukhed

In Patient / OPD: 1223 / 7220

Marks of Identification: No.

Kinds of Injury	Measurement	Part of Body	Simple / Givious	Weapon	Age of Injury	Remark
① Contused lacerated wound	15 x 1 x 1 cm	over Lt. Foot	Simple	Hard and blunt	within 48 hrs	P.L. Referral to Mukhed with proper treatment
② According to prescription and skin care		Udgire	Gross injury	Hard and blunt	within 48 hrs	
③ Eto fracture		of Lt. Calcaneum	Gross injury	Hard and blunt	within 48 hrs	
④ Eto fracture		of 2nd Part of 1st phalanx	Gross injury	Hard and blunt	within 48 hrs	

Date: 15/6/2021
 Signature: [Signature]
 Name: [Name]

SUB DIST. HOSPITAL MUKHED TQ. MUKHED DIST. NANDED

MEDICO LEGAL CUM INJURY CERTIFICATE

Name of Patient: Archana Manik Sonkumar R/o. Hoshi Age: 24 Sex: Female Seal/ Outward No. 712
 Brought By: Relatives Date & Time of Exam: 15/6/2021 11:00 AM
 Reference: map Casualty Date: 15/6/2021 of 20...
 Name of the Doctor: Dr. S.S. Deokar Police Station: Mukhed
 In Patient / OPD: 712

Marks of Identification: No.

- 1.
- 2.

Kinds of Injury	Measurement	Part of Body	Simple / Givious	Weapon	Age of Injury	Remark
<p>① Contused measure lacerated approximately forehead wound 2.5 x 1.5 cm</p>		<p>over forehead</p>	<p>Simple</p>	<p>Hand and blunt</p>	<p>within in 48 hrs</p>	<p>pt refer to small dishnup banded</p>

डॉ. स. स. देकार
 सहायक स. 123
 दिनांक: 15/6/2021

डॉ. स. स. देकार
 सहायक स. 123

SUB DIST. HOSPITAL MUKHED TQ. MUKHED DIST. NANDED

MEDICO LEGAL CUM INJURY CERTIFICATE

Name of Patient: Bhagirathbhai Desai R/o. Hali, Age 60 yrs, Sex Female, Seal/ Outward No. No. MIC/ 1224/7256/2021
 Brought By: Kalyan Rajalekar, Ad. J. Adige Dist. Latur

Reference: 15/10/2021 Date & Time of Exam: 11:00 A.M.
 Name of the Doctor: Dr. S.S. Deshpande Police Station: Mukhed
 In Patient / OPD: 1224/725

Marks of Identification: No.

Kinds of Injury	Measurement	Part of Body	Simple/ Grievous	Weapon	Age of Injury	Remark
1. Pain and Swelling		over Rt Shoulder	Common Injury	Hard and blunt	within 48 hrs	Pt. referred to General Hospital
2. Trauma		to Right arm	Simple	Hard and blunt	within 48 hrs	Discharged
3. Etc According to closed fracture		Discharge card of Dr. of Rt surgical Neck of Humerus	Grievous	Hard and blunt	within 48 hrs	Admitted to Hospital

Signature: [Signature]

Signature: [Signature]

JOB DIST. HOSPITAL MUKHED TQ. MUKHED DIST. Nanded

MEDICO LEGAL CUM INJURY CERTIFICATE

Name of Patient: Premala Subhash Mawar/R/o. Halli Age: 55 Sex: Female Seal/ Outward No.
 Brought By: Relatives Total Udگیر Dist + Labour No. MIC/ 1225-724. of 20. 2
 Reference: Date & Time of Exam: 15/6/2021 Date: 15/6/2021
 Name of the Doctor: Dr. S.S. Devkate Police Station: Mukhed
 In Patient / OPD 1225-724

Marks of Identification: No.

- 1.
- 2.

Kinds of Injury	Measurement	Part of Body	Simple/ Givious	Weapon	Age of Injury	Remark
(b) Displaced Fracture of E6 Comm	meas.	Distal shaft of femur extending inferiorly into metaphysis and lateral Demoral condyle	Cerevious Simple	Hard and blunt	48 hrs	with in 48 hrs
(c) Contused & lacerated	2.11 x 1cm	over Anterior aspect of Lt knee joint	Simple	Hard and blunt	48 hrs	with in 48 hrs

JUB DIST. HOSPITAL MUKHED TQ. MUKHED DIST. NANDED

MEDICO LEGAL CUM INJURY CERTIFICATE

Name of Patient: Premada Subhash R/O. Hat. Age 55 sex Female Seal/ Outward No. MASURAS
 Brought By: MASURAS
 Date & Time of Exam: 15/12/2021 12:00 P.M.
 Reference: Dr. S.S. Dawkat
 Name of the Doctor: Dr. S.S. Dawkat
 Date: 15/12/2021
 Police Station: Mukhed
 In Patient / OPD No. 12017
 No. _____

Marks of Identification

1.

2.

Kinds of Injury	Measurement	Part of Body	Simple / Grievous	Weapon	Age of Injury	Remark
⑥ Displaced Fracture	Minimal	FD Floor left maxillary Sinus and Ethmoidal Sinus	Careless Injury	Hard and blind	Within 48 hrs	
⑦	Eto mild Deviated	Basal Septum Towards L side with Kony Spur	Grievous Injury	Hard and blind	Within 48 hrs	

गोपीब रंजन भट्ट
 डॉक्टर
 15/12/2021
 मुकेश

SUB DIST. HOSPITAL MUKHED TQ. MUKHED DIST. NANNDED

MEDICO LEGAL CUM INJURY CERTIFICATE

Name of Patient: Poornima Sakhararam R/o: Hadi Age: 18 yrs Sex: Female Seal/ Outward No.: 1226/75 of 20.21
 Brought By: Subkumbale Padalis Date: 15/6/2021 No. MIC: 1226/75 of 20.21
 Reference: Dr S.S. Parkate Date & Time of Exam: 15/6/2021 11:00 A.M. Police Station: Mukhed
 Name of the Doctor: Dr S.S. Parkate In Patient / OPD: 1226/72 No.

Marks of Identification

Kinds of Injury	Measurement	Part of Body	Simple / Grievous	Weapon	Age of Injury	Remark
① Blunt Trauma		to Head	Simple	Hard and blunt	with in 48 hrs	Pt Refer to GMC
② Injury		to Lt Pairs		Hard and blunt	with in 48 hrs	with up Nanded
③ Contused Lacerated wound.	measuring approx 3cm Ear.	over Lt	- Simple	- Hard and blunt	with in 48 hrs	

Date: 15/6/2021
 Time: 11:00 AM
 Signature: [Signature]
 Name: [Name]

SUB DIST. HOSPITAL MUKHED TQ. MUKHED DIST. NANDED

MEDICO LEGAL CUM INJURY CERTIFICATE

Name of Patient: Pratya Vasthi Nagnath ^{Shikori} Age: 15 Sex: Female Seal/ Outward No.: 711 of 2024
 Brought By: Mor Ekladavris R/O: Police Station Date: 15/6/2024 of 2024
 Reference: Dr. S.S. Dookade Date & Time of Exam: 11:00 A.M. Police Station: Mukhed
 Name of the Doctor: Dr. S.S. Dookade In Patient / OPD: 711 No.

Marks of Identification

1.

2.

Kinds of Injury	Measurement	Part of Body	Simple / Grievous	Weapon	Age of Injury	Remark
① Elbow fracture		of Shaft of U Radius - Elbow	Grievous Injury	Hand and blood	within 48 hrs	PT RT Disturbed hand

SUB DIST. HOSPITAL MUKHED TQ. MUKHED DIST. NANDED

MEDICO LEGAL CUM INJURY CERTIFICATE

Name of Patient: Varsharani Atay Sankarbole Age: 35 Sex: Female Seal/ Outward No. _____
 Brought By: Relatives
 Reference: Map Cagualing Date & Time of Exam: 15/11/2021 No. MIC/ F35 of 20. 21
 Name of the Doctor: Dr. S.S. Deshpande Date: 15/11/2021 11:00 AM
 Police Station: Mukhed
 In Patient / OPD F35

Marks of Identification No. _____

1. _____
2. _____

Kinds of Injury	Measurement	Part of Body	Simple/ Givious	Weapon	Age of Injury	Remark
① Trauma over		Head	Simple	Hard and blunt	within 48 hrs	Pt refers to Gmclt with mpu bandaged
② Abrasion	measuring approx - 2x18 cms	over Rt hand	Simple	Hard and blunt	within 48 hrs	
③ Abrasion	measuring over both knee joint and distal end of knee joint	over Rt knee joint	Simple	Hard and blunt.	within 48 hrs	

Dr. S.S. Deshpande
 Medical Officer
 Sub-District Hospital, Mukhed, Nanded

SUB DIST. HOSPITAL MUKHED TQ. MUKHED DIST. NANDED

MEDICO LEGAL CUM INJURY CERTIFICATE

Name of Patient: Atay Rajesh Jagdeo R/o: Hadi Age: 45 yrs Sex: Male Seal/ Outward No.: 734
 Brought By: Rajabans Date: 15/12/2021 of 2021
 Reference: med. casualty Date & Time of Exam: 11-00 P.M. No. MIC/ 734
 Name of the Doctor: Dr. S.S. Deshpande Police Station: Mukhed
 In Patient / OPD No.:

Marks of Identification

- 1.
- 2.

Kinds of Injury	Measurement	Part of Body	Simple/ Grievous	Weapon	Age of Injury	Remark
② Trauma over head		over head	Simple	Hard and blunt	within 48 hrs	PT Red to come with up down
③ Trauma		over chest	Simple	Hard and blunt	within 48 hrs	

Date: 15/12/2021
 Time: 11:00 AM
 Dr. S.S. Deshpande

Date: 15/12/2021
 Time: 11:00 AM
 Dr. S.S. Deshpande

SUB DIST. HOSPITAL MUKHED TQ. MUKHED DIST. NARAYANPUR

MEDICO LEGAL CUM INJURY CERTIFICATE

Name of Patient: Chakrapani Pundlik R/o. Holi Age 39 Sex Male Seal/ Outward No. 21 DMC
 Brought By: Sonkrable Taluk Udipi District Latur No. MIC/ 737 of 20 21
 Reference: RELATIVES Date: 15/6/2011 Police Station: Mukhed
 Name of the Doctor: Dr. S.S. Deokate Date & Time of Exam: 11:00 P.M.
 Marks of Identification: 737 No. OPHT 1232

Kind of Injury	Measurement	Part of Body	Simple/ Givious	Weapon	Age of Injury	Remark
Pain and swelling		over L1 arm		Hard and blunt	within 48 hrs	ps Red and to come in
Pain and swelling		over R1 wrist		Hard and blunt	with in 48 hrs	Wishnupur: Banded
According to Discharge card of Dr. S. Chavhan						
Closed fracture		of mid shaft of the left humerus	- Obvious injury	Hard and blunt	within 48 hrs	Come Hospital at Vishnupur: Banded
Fracture minimally displaced		of L1 3rd Metacarpal	- Obvious injury	Hard and blunt	within 48 hrs	
Fracture						

आरक्षक नं. 132/2011
 दिनांक 21/6/2011

B DIST. HOSPITAL MUKHED TQ. MUKHED DIST. NANDED

MEDICO LEGAL CUM INJURY CERTIFICATE

Name of Patient: Chokrapan Pansik R/O. Hadli Age 59 Sex Male Seal/ Outward No. _____ of 2023
 Brought By: Sakambari Retalavos Date & Time of Exam: 15/6/2021 11:00 AM
 Reference: Dr. S.S. Deshpande Police Station: Mukhed
 Name of the Doctor: Dr. S.S. Deshpande In Patient / OPD: 787
 No. MIC/ 787 Date: 15/6/2021
 No. OPD No 1232

Marks of Identification

Kinds of Injury	Measurement	Part of Body	Simple / Grievous	Weapon	Age of Injury	Remark
5) Eto closed Pressure		SD Distal End of Radius Injury (EEL)	Grievous	Hard and blunt	within 48 hrs	
6) Trauma		over Head	Simple	Hard and blunt	within 48 hrs	
7) Fracture		over face	Simple	Hard and blunt	within 48 hrs	

SUB DIST. HOSPITAL MUKHED TQ. MUKHED DIST. NANDED

MEDICO LEGAL CUM INJURY CERTIFICATE

Name of Patient Vithayasagar Ashok R/o. Hali Age 34 Sex Male Seal/ Outward No. 1234
 Brought By Kamble Police Station Mukhed No. MIC/ 1234 of 2021
Reference Date: 15/6/2021
 Name of the Doctor Dr. S.S. Divate Date & Time of Exam 11:00 AM
 In Patient / OPD 1234 No. 1234

Marks of Identification

- 1.
- 2.

Kinds of Injury	Measurement	Part of Body	Simple/ Givious	Weapon	Age of Injury	Remark
① Elc comminuted fracture	measured	at Subtrochanteric level of Lt femur	Complex injury	Hand and blunt	within 48 hrs	Pt referred to MCH Vishnupuri Nanded
② Abrasion	measured	over upper thigh	Simple	Hand and blunt	within 48 hrs	
③ Abrasion	measured	over knee joint	Simple	"	"	
④ Abrasion	measured	over palm of aspect of Lt Hand	Simple	Hand and blunt	within 48 hrs	

Signature of Doctor Dr. S.S. Divate
 Date 15/6/2021
 Place Mukhed

SUB DIST. HOSPITAL MUKHED TQ. MUKHED DIST. NANDED


MEDICO LEGAL CUM INJURY CERTIFICATE

Name of Patient: Shobha Pundlik Usghimare Halli: Age 40yrs Sex: Female Seal/ Outward No. No. MIC/ 1208 B of 201
 Brought By: Relatives Date & Time of Exam: 15/6/2021 11:00 Am
 Reference: M.P. Casualty Police Station: Mukhed
 Name of the Doctor: Dr. S.S. Devkate In Patient/ OPD: 1208 B

Marks of Identification: One black mole over Palmar aspect of No. RE Hand

Kinds of Injury	Measurement	Part of Body	Simple/ Grievous	Weapon	Age of Injury	Remark
① Contusion	of size approximately 3x2 cm	over lower back region	Simple	Hand and blunt	with in yrs hrs	

दिनांक: 15/06/2021
 मध्य रा. 12:08 B of 201
 डॉ. S.S. Devkate


 Dr. S.S. Devkate

SUB DIST. HOSPITAL MUKHED TQ. MUKHED DIST. NANDED

MEDICO LEGAL CUM INJURY CERTIFICATE

Name of Patient: Falkumar Pandhara R/o. Kasale Age 40 Sex Male Seal/ Outward No. _____
 Brought By: Gokulod Kolhaves Tal. Udghar Dist. Jalgaon No. MIC/ 1209 B of 20 21
 Reference: _____ Date & Time of Exam: 15/6/2021
 Name of the Doctor: D. S. S. Dookate 11:00 AM
 Police Station: Mukhed
 In Patient / OPD: 1209 B

Marks of Identification: _____ No. _____

- 1.
- 2.

Kinds of Injury	Measurement	Part of Body	Simple / Grievous	Weapon	Age of Injury	Remark
① Elbow comminuted displaced fracture		of middle third of Lt clavicle	Careous	Hard and blunt	Within 48 hrs	Pt. Referred to Govt. Vishnupur Nanded.
② Blunt Trauma over Lt Shoulder region		over Lt Shoulder region	Simple	Hard and blunt	within 48 hrs	

Signature of Doctor

 Date: _____

SUB DIST. HOSPITAL MUKHED TQ. MUKHED DIST. NANDED

MEDICO LEGAL CUM INJURY CERTIFICATE

Name of Patient: Mamik Dinkar Goshwari Age 58 Sex Male Seal/ Outward No. 1211 B of 2021
 Brought By: Relatives R/o Udgaon Datta Lohar No. MIC/ 1211 B
 Reference: Med Casualty Date & Time of Exam: 15/6/2021 Date: 15/6/2021
 Name of the Doctor: Dr. S. S. Dandekar Date & Time of Exam: 15/6/2021 Police Station: Mukhed

Marks of Identification: 1. In Patient / OPD 1211 B
2. No.

Kinds of Injury	Measurement	Part of Body	Simple / Givious	Weapon	Age of Injury	Remark
① Pain and Swelling		In Lt. lower limb		Hard and blunt	within 48 hrs	Pt. Referred to court with 'dishwasher'
According to Hospital Udgare	Prescription	Letter of Summary	of Summary	Medico Special		
② Deep vein thrombosis		of Lt. lower limb	conscious injury	hard and blunt	within 48 hrs	

SUB DIST. HOSPITAL MUKHED TQ. MUKHED DIST. NANDED

MEDICO LEGAL CUM INJURY CERTIFICATE

Name of Patient: Mr Akshay Senkamble R/o Halki Handargali Age 26 Sex Male Seal/ Outward No. No. MIC/ 1211 B. of 2021

Brought By: Relatives

Reference: Dr S.S. Devkate Date & Time of Exam: 15/6/2021 11:00 A.M

Name of the Doctor: Dr S.S. Devkate Date: 15/6/2021 Police Station: Mukhed

In Patient / OPD No.

Marks of Identification: No.

- 1.
- 2.

Kinds of Injury	Measurement	Part of Body	Simple/ Givious	Weapon	Age of Injury	Remark
① Pain and swelling	over Dorsum over of RT Hand	Dorsum of RT Hand	Simple	Hard and blunt	within 48 hrs	pt RT hand to smelt
② Abrasion	According to Discharge	all over body	Simple	Hard and blunt Hospital.	within 48 hrs	with rupture banded
③ Elc undisplaced fracture	of base of 5th meta carpal	of base of 5th meta carpal of RT Hand	Cerevious injury	Hard and blunt	within 48 hrs	

Signature

SUB DIST. HOSPITAL MUKHED TQ. MUKHED DIST. NANDED

MEDICO LEGAL CUM INJURY CERTIFICATE

Name of Patient: Datta Gopal Goshikankar Age: 30 Sex: Male Seal/ Outward No. 1208 B of 202

Brought By: Relatives Date & Time of Exam: 15/6/2021 11:00 AM No. MIC/ 1208 B of 202

Reference: Dr. S.S. Deshpande Police Station: Mukhed

Name of the Doctor: Dr. S.S. Deshpande In Patient / OPD No.

Marks of Identification: No.

- 1.
- 2.

Kinds of Injury	Measurement	Part of Body	Simple / Grievous	Weapon	Age of Injury	Remark
① ELO Fracture of Compound Grade 2		Distal Third of Shaft of Tibia-Fibula (LEFT)	Grievous	Hard and blunt.	18 months	Pr R.F. to am ushruy Nande
② Also contused lacerated wounds.	Measuring approximately 2 x 1 x 1 cm over the posterior aspect of scalp head	over Lt over face	Simple	Hard and blunt.	18 months	Pr R.F. to am ushruy Nande

V. S. Patil
 Registrar
 11
 11
 11

गोपीराव
 अधिकारी
 दिनांक 15/6/2021