

FORM COMP AA

(sec Rules 253 (c)] 254 (c) (iii), 254 (80 255 (1) (iv))

REPORT ABOUT THE MOTOR VEHICLES ACCIDENTS

1	Name of the Police Station	Vimantal Dist. Nanded
2	CR.NO./TAR No./SDE No.	180/2019, U/s 279, 337, 338 of IPC
3	Date, Time and Place of the accident.	31/07/2019 at 11.00 hrs MGM College road Tq dist Nanded
4	Name of the Injured / Deceased	Rajesh Shivaji Narkhede age 42 years r/o Bramhsingh Nagar Nanded
5	Name of Hospital to Which he/she was removed	Tungenwar Hospital Nanded
6	Number of vehicles and type of the vehicle	MH 26 BH 9712 Motor Cycle
7	Name and address of the Driver of the vehicle with particulars or Driving License of the said Driver and the address of the Issuing Authority of the said Driving License. The number of Badge in case of Public Service Vehicle and the address of the Issuing Authority of the said Badge.	Nagnath Uttamrao Jankawade age 32 years r/o Nandusa Tq Ardhapur Dist Nanded MH 26 20110001187 RTO Nanded
8	Name and Address of the Owner of the vehicle as it stands on the date of the accident.	Prakash Vishwambar Kotule r/o Tamsa Tq Hadgaon Dist Nanded
9	Name and address of the insurance Company with whom the vehicle was insured and the Divisional office of the said insurance Company.	ICICI Lombard General Insurance Copmany
10	Number of Insurance Policy/Insurance Certificate and the date of Validity of the insurance Policy/Insurance Certificate.	3005/162552194/00/000 08/01/2020
11	Action taken if any and the result there of	An offence has been registered against the accused. After completion of investigation Charge-sheet has been submitted.

Inspector of Police
Police Station Vimantal
Dist. Nanded

जबाब

दि. 28/04/2019

मी योगेश्वर रामचंद्र डोपावार वय 27 वर्ष व्यवसाय शेती रा. अंतापूर ता. देगलूर जि. नांदेड
मो. नं. 9881357505


समक्ष पो. स्टे. देगलूर येथे हाजर येवून जबाब सांगतो की मी वरील ठिकाणचा रहाणारा असून मी शेती करतो. माझे मयत वडील साईनाथ चिंतलवार यांचे वेअर हाऊस येथे दरमहा 15,000/ रुपये प्रमाणे मूनीम म्हणून खाजगी नोकरी करत होते.

दि. 08/04/2019 रोजी मी व माझे वडील रामचंद्र डोपावार वय 59 वर्ष असे आमची स्कूटी क्र. एम. एच. 26 बी. बी. 5060 वर एम. आय. डी. सी. खानापूर येथुन घराकडे अंतापूर येथे येत असताना सायंकाळी सात वाजताचे सुमारास एम. आय. डी. सी. खानापूर येथील गोविंद वेअर हाऊस जवळ रोडचे बाजूला लगवी करन्यासाठी स्कूटी उभी करून वडील स्कूटीजवळ उभे टाकले व मी बाजूला लगवी करित असताना खानापूरकडून येणारी मोटार सायकल क्र. MH-26-BK-6435 ही चालकाने भरधाव वेगात चालवत थांबलेल्या वडीलास व स्कूटीस जोराची धडक दिल्याने वडील खाली पडून डोक्याला व चेहऱ्याला गंभीर मार लागल्याने बेशुद्ध पडले मी खानापूर येथील संदिप कोरेवार यास व घरी घटनेची मोबाईलवर माहिती दिली असता संदीप कोरेवार ताबडोब आला आम्ही दोघांनी वडीलास खाजगी वाहनाने उपचार कामी सरकारी दवाखाना देगलूर येथे भरती केले काही वेळातच घरचे व जवळचे नातेवाईक आल्यावर स. द. देगलूर येथे तात्पुरता उपचार करून वडीलास पुढील उपचार कामी निर्मल हॉस्पिटल नांदेड येथे भरती केले असता वडील उपचार चालु असता रात्री 23.30 वाजता मरण पावले.

तरी दि. 08/04/2019 रोजी रात्री 19.00 वा. माझे वडील रामचंद्र मारोती डोपावार वय 59 वर्ष हे एम. आय. डी. सी. खानापूर येथे स्कूटीजवळ रोडलगत उभे टाकले असता समोरून येणारी मोटार सायकल क्र. MH-26-BK - 6435 ही चालकाने हयागाई व निष्काळजीपने भरधाव वेगात चालवून वडीलास व स्कूटीस जोराची धडक देवून वडीलास गंभीर जखमी होण्यास व त्याचे मरनास कारणीभूत झाला. तरी नमूद मोटार सायकल चालकावर कायदेशीर कार्यवाही करावी. आज रोजी धार्मिक विधी संपल्याने व माझी मनस्थिती ठीक झाल्याने पोस्टेला येवुन तक्रार देत आहे.

माझा वरील जबाब माझे सांगनेप्रमाणे सांगनकावर टंकलीखित केला तो मी वाचुन पाहीला बरोबर व खरा आहे.

समक्ष



हा जबाब दिला



दि. 28/04/19 रोजी स. द. देगलूर

नं. 66 वर 01.54 वा. गुर. नं.

180/19 वरम 279.304 (A) माराची

जमाचे दाखल वरम तपास मा. पो. वि.

खासणे वॉने सांगनेने वरि P M 27/4/19

वॉने वॉने वॉने वॉने

ठाणे अमलदार
पो. स्टे. देगलूर

CRIME DETAILS FORM

घटनासंकेत पंचनामागुन्हाच्या तपशीलाचा नमुना

1. State: महाराष्ट्र Dist: नांदेड P. S.: देगावूर P. S. Proceeding (G.D. No. 36. Year: 2019 Date: 08/04/19
 राज्य महाराष्ट्र जिल्हा नांदेड पोलीस ठाणे देगावूर घटना क्र. / क्रमावधी क्र. 36.105 वर्ष 2019 दिनांक 08/04/19

2. Act and Sections: सा. २. देगावूर M.L.C. NO. 198
 अंशिनियम व कलमे: सा. २. देगावूर M.L.C. NO. 198

3. The Place of Occurrence shown by पट्टेचे ठिकाण दाखविण्याचे:
 पट्टेचे ठिकाण दाखविण्याचे:

Name: सतीश कोरेवार Father's/Husband's Name: माधवराव कोरेवार
 नाव: सतीश कोरेवार पित्याचे / पत्नीचे नाव: माधवराव कोरेवार

Address: सा. खानापूर फाटा ता. देगावूर
 पत्ता: सा. खानापूर फाटा ता. देगावूर

4. TYPE OF CRIME (All including M. O. Crime):
 गुन्हास्य प्रकार (सुद्धा सर्व परतून साह):

(i) *Major Head: अपघात. (ii) Classification of Major Head: प्रथम श्रेणीचे अपघात.

(iii) *Method (s): परतून.

1. प्रथम श्रेणीचा व प्रथम टप्प्याचा मो. ता. निष्काळजीपणातें कारण
2. वेगळा चालवून आणून घडवून देवून गॅंगीर नावकी घेत.
- 3.

(iv) *Conveyances used: मो. सा. क. MH-26-BK-6435
 वापरलेली वाहने:

(v) *Character assumed: -
 केलेले वेगळेपण / केलेली स्थावरी:

(vi) *Language / S. lang. used: -
 वापरलेली भाषा / संकेत-भाषा:

(vii) *Special Feature-1: -
 विशेष वैशिष्ट्य - १:

(iv) *Special Feature-2: -
 विशेष वैशिष्ट्य - २:

*Special Feature-3: -
 विशेष वैशिष्ट्य - ३:

(viii) Type of Place of Occurrence: देगावूर नांदेड शेडगाव MIDC खानापूर अणे
 घटनेचा ठिकाण प्रकार:

(ix) Type of Property Involved (4 Types): (Major head of the property to be filled)
 शिरासुद्धा घातलेल्या प्रकारा:

- (1) -
- (2) -
- (3) -
- (4) -

Particulars of the victims (Attach separate sheet, if required):
 बर्हिवा तपशील (आवश्यक असल्यास स्वतंत्र कागद जोडावा)

Form 4

Sr. No.	Full Name संपूर्ण नाव	Date / Year of Birth जन्मतारीख/ वर्ष	Sex लिंग	Nationality राष्ट्रीयत्व	Religion धर्म	Whether SC / ST जाती/ समाजा	Occupation व्यवसाय	Address पत्ता	Injury: Circumstances दुष्काळ संभाव्यता	Means साधन हत्यार
1	रामचंद्र मारोती डोपावार	59	♂ पुरुष	Indian भारतीय	Hindu हिंदू	✓ ना	Business व्यापार	9 वंगार	10 गंभीर	11 साधन

5. Motive of Crime
 गुन्ह्याचा हेतू : मो. सा. चापडाने सापले ताळ्याजि मी. सा. क. MH-26-
 BK-6435 हा दयगर्ह व निष्ठाकरीपणाचे मारधाव बेगाना चापडून
 उभ्या ईशमाराय शरड देवूण गंभीर जखमी होण्याक कारणीभूत झाला
 Details of properties Stolen/involved : [Use appropriate prescribed forms (s) and attach]
 चोरीच्या अंतर्गत मानगदेवा उपशील (सोच नपुन वापरवा व सोचत जोडावा)

8. Description of the place of occurrence:
 घटनेच्या जागेचे वर्णन :

पंचनामा देगावर ना. ना. रुपर ज्ञानोबा सार. केंद्र यांनी नमुद
 जवळ देगावर नॉरेड रोडवर MIDC गोविंद नेमर होसप
 देगावर MIDC नॉरेड रोड देगावर लॉन्ग शरडारी देगावर
 पंचनामा कडून सादे. सापण पंच देवूण देगावर देगावर
 कुळजिने वरुण पंचानी यंमती देवूण पंच देगा देगा
 देगावर देगावर देगावर देगावर देगावर देगावर देगावर
 देगावर देगावर देगावर देगावर देगावर देगावर देगावर

Continue

Description of the place of occurrence (Contd.):

घटनेच्या जागेचे वर्णन (पुढे चालू)

मी खानापूर फाटा येथील मानपदीवर दानर सयताळा साक्षा
 मित्र योगेश्वर रामनंदु डोपावार हा खानापूर याचे मी व
 मीस वडील रामनंदु भारती डोपावार ससे MIDC खानापूर
 येथून स्फुरीवर घराबडे निघाले सयता गोविंद बेसर हाकड
 जवळ लघवीसाठी स्फुरी रोडच्या कागुला उभी करून स्फुरी
 जवळ रामनंदु डोपावार हे उभे राहिले सयता समोकाळ येथे
 मो.दा. शिरधाव वेगात येतून घडवु दिलेने रामनंदु डोपावार
 यांचे डोक्याला व लेंडाला गॅमीर मार लागून कश्टुध
 पडल्याने मला योगेश्वर यांचे वकिलीने मी ताबडगोब
 येतून जखमीला खाजगी वहानाने स.द. देगाणर येथे पाहवून
 दिले. मला मध्यरात्री योगेश्वर यांचे जखमी रामनंदु हे
 निर्माण होव्हिल नोंद घेथे सणपावलेचे मोबाईलवर
 वकिली सके योगून घटनास्थळ दाखविले.

सदरचे घटनास्थळ हे देगाणर नोंद रोडवर MIDC
 खानापूर गोविंद बेसर हाकड जवळ रोडच्या पश्चिम

कागुला सायन घटनास्थळावर स्फुरी क्र. MH-26-BB-5060
 व मो. दा. क्र. MH-26-BK-6435 या एवमेखाणा घडव-
 ल्याने समोझिल भाग फुडून दोग्दी वहानाचे मोठे

नुकसान होविले दिला आहे. घटनास्थळावर खेव लावलेले
 कोणतेही निशाण्या रोडवर दिसून येत नव्हे. याशिवा गॅमीर
 जाखमी भरत पावल्याची माहिती मिळालेने घडव देणारी

मो. दा. क्र. MH-26-BK-6435 ही जस करून तऱ सयताची
 स्फुरी MH-26-BB-5060 ही RTD तपाखणी करामी ताब्यात
 घेवून पो. द. व. ला पावत आहे.

सदर घटनास्थळाची चतुर्दिशा खाशिल प्रमाणे
 पूर्वेल :- दक्षिणे. तर देगाणर नोंद रोड

पश्चिमेत :- गोविंद बेसर हाकड

दक्षिणेय :- रोडलागाची मोडकी जागा

उत्तरेय :- रोडलागाची मोडकी जागा.

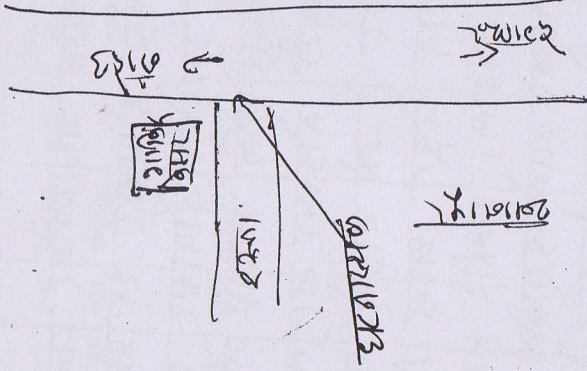
शेवटा घटनास्थळ पंचनामा साधी व पंचागी
 सिला परिष्कृती प्रमाणे वेला. तो वरोबर आहे.

9. नक्शा/Map :

302

Form : 2-D

पारिजात



दुकान

10.

Description of physical evidence from the scene of crime for the property recovered / seized for the purpose of investigation :

तपासणी प्रत्यक्ष पुरावा म्हणून पुढ्याच्या जागेवरून मिळविलेले / जप्त केलेल्या मालमत्तेचे अंजन :

30,000/- (एड मी. रस) पॅशन प्रो. डंपलीची जमीन वापराची
ब. MH. 26-BK-6435 ब. म.

11.

Date and Time of Panchnama
पंचनाम पंचवाच्यारी दिनांक

09/04/19

Time

वेळ 08:30 ते 09:30 पर्यंत

Name of Panchas
पंचवाच्य सभा :

Signature of Panchas

पंचवाच्य सभा : 1) 2) 3) 4) 5) 6) 7) 8) 9) 10) 11) 12)

(1)

गंगाधर पिरात्री वरिगावे वय 54 वर्षे ब्यवसाय शेती

Full Address

पत्ता : रा. होसापूर ता. देगावूर मो. 7875231390

(2)

शंभू भास्कर शिंदे वय 26 वर्षे ब्यवसाय शेती

Full Address

पत्ता : रा. मडवळ ता. देगावूर मो. 8624000782

Date
दिनांक : 09/04/19

Name and Signature of Investigation Officer
तपासक अहवालपत्री सही

Signature of Investigation Officer

Name

नाम : शिंदे

Raak

पदनाम

राक नं. : 2462

पदनाम : 2462

MUPM NO. 328/19
Date - 09/04/2019

C. M. 67 e.

Memorandum of a post-mortem examination held at Dr. S. C. G. M. C. Nanded.

Dispensary
Hospital

on the dead body of Ramchandra of Antapur
Mareti Dopawar Village of City
Taluka Degloor, District Nanded, by Dr. S. B. Madewad
Dr. A. S. Jakure.

I. General Particulars—

- (a) By whom was the corpse sent? PHC Sayyad B. no. 1076
PS Vazirabad, Nanded
- (b) Name of place from which sent. Casualty,
Dr. S. C. G. M. C. Nanded.
- (c) Distance of place from which sent. PC Landgewad B. no. 2722
PC Vazirabad, Nanded.
- By whom was the corpse brought? PC Vazirabad, Nanded.
- By whom identified? PC Vazirabad, Nanded.
- The date, hour and minute of its receipt. 04.25 AM
07.45 AM
08.45 AM
09/04/2019
- The date, hour and minute of beginning post-mortem examination. 04.25 AM
07.45 AM
08.45 AM
- The date, hour and minute of ending post-mortem examination. 04.25 AM
07.45 AM
08.45 AM
- Substance of accompanying Report from Police Officer or Magistrate, together with the date of death if known. Supposed cause of death or reason, for examination. As per police inquest and requisition deceased had history of road traffic accident on 08/04/2019 at 19.00 hrs, was admitted to Private hospital (Nirmal), Nanded and died during treatment on 08/04/2019 at 23.30 hrs. Supposed cause of death - "Severely injured due to"

6. If not examined at Dispensary or Hospital—

(a) Name of place where examined.

(b) Distance from Dispensary or Hospital—

(c) Reason why the body was not sent to the Dispensary or Hospital.

Not applicable

II. External Examination—

7. Sex, apparent age, race or caste.

Male, 59 years.

Description of clothes and of ornaments on the body.

One blue colored hospital bedsheet.

8. Condition of the clothes— Whether wet with water, stained with blood or soiled with vomit or foecal matter.

Dry, intact.

9. Special marks on the skin such as scars, tattooing etc., any malformations peculiarities, or other marks of identification. State of the teeth.

Body identified by police on duty.

Teeth — 16/16

In newly born infants, the length and (if possible), the weight of the body to be recorded together with the state of the hair, nails and umbilical cord, its length, whether placenta is attached or not, if present, its size and condition.

Nil

10. **Condition of body—**

Whether well-nourished; thin or emaciated, warm or cold.

Average built, cold.

11. **Rigor Mortis—**Well-marked, slight or absent; whether present in the whole body or part only.

Well marked, present in the whole body.

12. **Extent and signs of decomposition, presence post-mortem lividity of buttocks, loins, back and thighs or any other part. Whether bullae present and the nature of their contained fluid. Condition of the cuticle.**

No signs of decomposition.

Postmortem lividity present on posterior aspect of body except pressure areas, fixed.

13. **Features—**Whether natural or swollen, state of eyes, position of tongue; nature of fluid (if any) oozing from mouth, nostrils or ears.

Features - natural

Eyes - closed, Spectacle haematoma present in both eyes.

Mouth - Partially open

Tongue - inside mouth.

No oozing from nostrils, mouth and ears.

14. **Condition of skin—**Marks of blood etc. In suspected drowning the presence or absence of cutes anserina to be noted.

Dry, pale.

15. Injuries to external genitals.
Indication of purging.

No injury to external genitals.
No purging.

16. Position of limbs—

Especially of arms and of fingers in suspected drowning the presence or absence of sand or earth within the nails or on the skin of hands and feet.

↓
Straight.

→ ① Contused abrasion present over left parietal region of size 12 x 5 cm, crescent shaped, red.

② Sutured wound present over forehead horizontally placed in midline of size 6 cm in length, 5 stitches in situ, an opening of size 6 x 1 cm x bone deep, underlying frontal fractured with fracture margins irregular, infiltrated with blood.

17. Surface wounds and

injuries—Their nature, position, dimensions (measured) and directions to be accurately stated—their probable age and causes to be noted.

③ Sutured wound present over root of nose horizontally placed of size 1 cm in length with one stitch in situ, no oozing, no gaping. on opening of stitch underlying nasal bone (bridge) fractured, fracture margins irregular, infiltrated with blood.

If bruises be present what is the condition of the verticallly placed extending from right ala of subcutaneous tissues? nose to root of nose of size 4 cm in length, red.

④ Lacerated wound present over upper lip on right side of size 2.5 cm x 2 cm x oral cavity deep with underlying fracture of hard and soft palate, fracture of mandible in midline, fracture of facial bones (maxilla) with traumatic separation of upper and lower jaw from central incisors, fracture margins irregular, infiltrated with blood.

⑤ Graze abrasion present over left shoulder, deltoid region, of size 6 x 4 cm, directed laterally upwards, red.

⑥ Abrasion present on lateral part of right elbow joint of size 1 x 0.5 cm

⑦ Abrasion present over right thumb in dorsal aspect (over knuckle of thumb) other injuries discovered by external examination or palpation as fractures etc. horizontally placed of size 1.5 cm in length, red.

⑧ Therapeutic intravenous mask present over dorsal aspect of left hand, red.

No fracture.

(a) Can you say definitely that the injuries shown against serial Nos. 17. and 18 are ante mortem injuries?

Yes, antemortem

III. Internal Examination—

19. Head—

- (i) Injuries under the scalp, their nature. Under scalp haematoma present over frontal and left parietal region, red.
- (ii) Skull—Vault and base—describe fractures, their sites, dimensions, directions, etc.
- (iii) Brain—The appearance of its coverings, size
- ① Compound fracture of orbital part of frontal bone on both sides with one fracture margin extending from left frontal bone to left occipital bone involving left parietal bone, fracture margins irregular, infiltrated with blood.
- ② Both anterior cranial fossa and middle cranial fossa fractured into pieces involving cribriform plate with fracture margins irregular, infiltrated with blood.

→ Subdural haemorrhage present over both cerebral hemispheres at places, dark red in color.

Subarachnoid haemorrhage present on both cerebral hemispheres. Multiple contusions present over base of both frontal lobes, base of right temporal lobe, red.

20. Thorax—

- (a) Walls, ribs, cartilages
 → 3rd to 5th rib and 8th rib fracture on right side on left side in midclavicular line and 2nd to 5th rib fracture surrounding intercostal muscles with haemorrhage present in irregular, infiltrated with blood.
- (b) Pleura
- (c) Larynx, Trachea and Bronchi. Intact, no foreign body

- (d) Right Lung } Intact, congested, multiple contusions present
 on both lungs at places.
- (e) Left Lung }

(f) Pericardium Intact, no fluid

- (g) Heart with weight } Intact, blood and blood clots present
- (h) Large vessels }

(i) Additional remarks. Nil

21. Abdomen—

Walls Intact

Peritoneum } Intact, no fluid.
Cavity }

Buccal Cavity, teeth, tongue and Pharynx. Intact, no foreign body.

Oesophagus Intact

Stomach and its contents → Intact, about 50 ml dark red fluid present in stomach, mucosa congested, no abnormal Smell.

Small intestine and its contents.

Large intestine and its contents. } Partly loaded with faeces and gas

Liver (with weight) and gall bladder. Intact, congested.

Pancreas and Suprarenals Intact

Spleen with weight Intact

Kidneys with weight Intact

Bladder Intact, empty


Organs of generations Intact

Additional remarks with where possible, medical officer's deduction from the state of the contents of the stomach as to time of death and last meal. Nil

State which viscera (if any) have been retained for chemical examination and also quote the numbers on the bottles containing the same. Viscera not preserved.

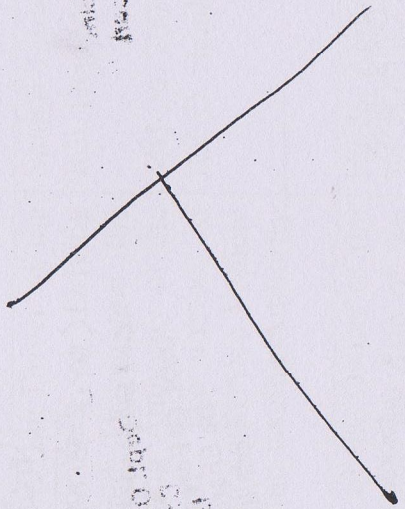
*Spine and Spinal Cord—

Intact, not opened.



Opinion as to the cause
probable cause of death.

" Head injury with blunt trauma to chest."



RECEIVED
10/04/2009
DEPT. OF FORENSIC MEDICINE
& TOXICOLOGY
NANDIED

RECEIVED
10/04/2009
DEPT. OF FORENSIC MEDICINE
& TOXICOLOGY
NANDIED

(Signature)

(Dr. A-S. Jakure)

Resident
Dept. of Forensic Medicine
Dr. S.C.G.M.C. Vishnupuri
Nanded-431 606

(Signature)

(Dr. S.B. Madewar)

Asst. Professor
Dept. Of Forensic Medicine & Toxicology
Dr. Shankarrao Chavan Govt.
Medical College, Nanded.

Dated 09/04/2009.

(Signature)

*The Spinal Cord need not be examined unless there are any indications of disease, Strychnia poisoning or injury.
Note—The report must be written and signed immediately after the examination. Medical Officers will at once

despatch a duplicate copy to the Civil Surgeon of their district for record in his office.

Great care should be taken not to cut the viscera before they have been inspected *in situ*.

MUPM No. 328/19

Date - 09/04/2019

Place -
Dispensary
Civil Hospital

Dr. S. C. G. M. C. Nanded 200

Forwarded to the Police Sub-Inspector PS Varivabad, Nanded for information with reference to his No. Nirmal hospital, Nanded of 09/04/2019. X2. Viscera has been preserved. It may please be stated immediately whether examination by the Chemical Analyser is necessary or it is to be destroyed.

(Signature)

Dr. A. S. Jakure
Resident
Dept. of Forensic Medicine
Dr. S.C.G.M.C. Vishnupur
Nanded-431608

(Signature)
Dr. S. B. Madwad

Civil Surgeon of M. M. S. Officer
Asst. Professor
Dept. Of Forensic Medicine & Toxicology
Dr. Shankarrao Chavan Govt.
Medical College, Nanded.

Copy forwarded with compliments to the Civil Surgeon,

for information.



M. M. S. Officer

Seen and examined by the Civil Surgeon,

Remarks of the Civil Surgeon,

(if any)