

FORM COMP AA
(sec Rules 253 (c), 254 (c) (iii), 254 (80 255 (1) (iv))
REPORT ABOUT THE MOTOR VEHICLES ACCIDENTS

1	Name of the Police Station	Loha Dist. Nanded
2	CR.NO./TAR No./SDE No.	26/2020 U/S 279, 338,304(A) of IPC
3	Date, Time and Place of the accident.	29/12/2019 at 0940 hrs Nanded to Latur raod near Pardi Tq.Loha dist. Nanded.
4	Name of the Injured / Deceased	Santosh Shankarrao Limbotkar age 37 years r/o Bhendegaon Tq.Loha dist. Nanded
5	Name of Hospital to Which he/she was removed	J. J. Hospital Mumbai.
6	Number of vehicles and type of the vehicle	MH 26-AQ-9622 Motor cycle
7	Name and address of the Driver of the vehicle with particulars or Driving License of the said Driver and the address of the Issuing Authority of the said Driving License. The number of Badge in case of Public Service Vehicle and the address of the Issuing Authority of the said Badge.	Vitthal Purbhaji Tapre age 28 years r/o Ekbal nagar Dhanegaon Tq.dist. Nanded MH 26-20130001493 RTO Nanded
8	Name and Address of the Owner of the vehicle as it stands on the date of the accident.	Sayyad mujkar sayyad Jani R/o Wajegaon Tq. Dist. Nanded
9	Name and address of the insurance Company with whom the vehicle was insured and the Divisional office of the said insurance Company.	United India Insurance company Ltd.
10	Number of Insurance Policy/ Insurance Certificate and the date of Validity of the insurance Policy/ Insurance Certificate.	2306003119 P105575263 30/07/2020
	Action taken if any and the result there of	An offence has been registered against the accused. After completion of investigation Charge-sheet has been submitted.

Inspector of Police
Police Station Loha
Dist. Nanded (M.S)


मी हीदीप पयला नखीवागी पळोवोवकर वय - २६ वर्ष
 व्यवसाय - शोती रा० मेडेडोव ता० कोर्दा
 राज० नवडे मो० नं० १४२३४६७६३३
 इसस वरिचावळे करून सांगतो की मी
 पयली नखीवागी रक्षणार आसुन मजम एक मुळगा
 आसुन मी शोती व्यवसाय करुन उपजिवीका -
 सांगता,

दि० २३/०५/२०२० रोजी सांगतो की
 वाजता मी आधी माझा चुकल बाळ सातोष शंकर
 पळोवोवकर हाचे त्याची मो/सा क्र. मम-२६/
 १६-३४४३ कर करुन त्याची सामरकादी पारडी
 ता० कोर्दा येथील इससल्याने त्यानी मेडोव भागी पारडी
 येथे जोणे व तेथेच बागी जेवण करि करुन
 मुळाम कोळ, व दि० २१/०५/२०२० रोजी
 सांगतो की आठ वा०चे इतमराव पवन जावाकडे
 जाणे भागी दोघे ही कर नमूद मो/सा ने पारडी
 येथेच सांगो लोको. सायाठ रोड निघावो, तेथेच
 सामची मो/सा पारडी पळोवोवकर मजम मजम
 चे सुडे कोणी सामसा पाणी माकुन एक मोटर
 सायकल मजमराव येतान येउन सामचे मो/सा लो
 सायकल तिची त्यामुळे मी लडुन रोडवर पडलो. त्यान
 मुळम मूळका माव लागला तेथे मो/सा चारुके
 सातोष पळोवोवकर हा मो/सा साह रोडचे बाजूचे
 बात्यान पडले; तेथेच सामसा सायकल दोघारी मो/सा
 चारुकेने त्याची मो/सा सायकली तेथेच सायकल
 मो/सा चा पाणी माकुन जखर पाहिला इससता तिचे
 नखर मम-२६/१६ ३६२२ समा लोता, तेथेच मी
 सातोष पळोवोवकर हाचे जखर येउन पाहिले इससता
 त्याचे डोक्यास च शस्त्रिवर तिचे तिच्या मजम
 लागला होता. व तो वेळवेळी सांगला लोता. तेथेच
 सायाठ करुन एक छोटी लोकाकडे जात सामसा
 मी त्यास जखमा सातोष पळोवोवकर याना छोटी
 मध्ये टाकून ठिकपार भागी सरकारी हवासाभा कोर्दा
 येथे नेले तेथेच सामचे जावाकडे व नखेवाडीनी
 मोससित फोन करुन कळविले, तेथेच पारडी
 येथील राम इतमराव पळोवोवकर हा कोर्दा हवासाभा
 सांगला. तेथेच येथील डॉक्टरानी सातोष पळोवोवकर
 सांगला. तेथेच सामसा करुन पुढील उपचार

साही नॉटिस यथे खेळून जा. कामे कामितलेने
 साही त्यास हक्काच्याचे खेळून जाणे फुले छिपचारा
 साही साधार हॉस्पिटल नॉटिस यथे नेहून साहीक
 वेळे. तेथे तेथे सोमोष रॉबोटेकर साथे नानेवाईक
 सोमोष रॉबोटेकर, मागील हेवराव येवले व रॉब
 नानेवाईक साहे. तेथे सोमोष रॉबोटेकर याचेक
 साधार हॉस्पिटल नॉटिस यथे रॉब 19/01/2020 पर्यंत
 छिपचारा कोम. फॉक त्याचे प्रहारात कोमतीली कृष्ण
 रणा होत नसाकेने जखमीत सुखेई येवले. जेणे
 हॉस्पिटल यथे साधार कोम परेक त्याचे प्रहारात
 कोमतीली कृष्णा साही नसून तो छिपचारा चार
 कामागा रॉब 19/01/2020 रोजी सुखेई हक्काच्यात
 मरण पावला आहे. तेथे तेथे चोलीवराती पंच
 नामा केशव नाने व डेवराती चोले माई केशव
 नाने त्याचे अंत आम्चे ताब्यात दिव्या नाने
 साही त्याचे अंत माही सोमोष नाने लोण यथे
 रॉब 20/01/2020 रोजी साधून अत्योपिती कुरव्यात
 साही आहे.

तरी रॉब 29/01/2020 रोजी तम साही ममा
 चुळन साधे सोमोष रॉबोटेकर रॉबोटेकर कामे त्याची
 मरेसा कू MH-26/AE. 8749 वर खेळून पावडी
 येथे साधार सोमोष नाने साहीकडे जात कामागा
 पावडी रॉबोटेकर नानेव मरेसाचे फुले साधार कडाने
 09.00 वा चे सुमारास साही साधून येणारी मो/सा
 कू MH-26/AE. 9622 चे चारकाने त्याचे ताबतीक
 मो/सा अरथाव वेणान. हयग्या कू रॉबोटेकराती घणे
 चारकाने साही जात साधले मो/सा लम पाही
 साधून साधून सोमोष रॉबोटेकर याम रॉबोटेकर
 जखमी करून त्याचे मरणाम साधून साधून
 आहे.

साधार वरील जकाव साधे साधणे सुमारे
 रॉबोटेकर. ती साधे साधणे सुमारे रॉबोटेकर व
 साधे आहे

साधे


CRIME DETAILS FORM

घटनास्थळ पंचनामा/मुद्द्याच्या तपशीलव्या नमुना

1. State: महाराष्ट्र, District: नांदेड, P. S.: कोरा, FIR/Proceeding/C.I.D. No.: 26, Year: 2020, Date: 23/01/2020

2. Act and Sections: 279, 304C, 304A, भा.द.पं. अधिनियम व कलमे

3. The Place of Occurrence shown by: घटनेचे ठिकाण दाखविण्याचे Name: मणेशा किंबोटेकर, Father's/Husband's Name: शंकरराव किंबोटेकर

Address: मंडोबा ता. कोरा पत्ता:

4. TYPE OF CRIME (All including M. O. Crime): मुद्द्याचा प्रकार (मुद्द्याच्या सर्व फट्टी सह) :

(i) *Major Head: गंभीर अपघात (ii) Classification of Major Head: प्रथम श्रेणीचे वर्गीकरण

(iii) *Method (s): फट्टी:

- 1. शाहील मोरेला क्र. MH-26/AQ. 9622 चे चाळणे त्याचे ताबेतील
2. मोरेला मरणाव वेळाले हत्यारी व तिनकाहानी पणे चाळणे किंबोटेकराच्या
3. माथ व चुकत माथ वळून जात असलेले मोरेला ला पाठी माथून घटक वळून मणेशा किंबोटेकर यामुळे गंभीर जखमी वळून मरणाय

(iv) *Conveyances used: कारती किंग गाडी वापरलेली वाहने

(v) *Character assumed: केलेले वैधानिक / केलेली वतावणी

(vi) *Language / S. lang. used: वापरलेली भाषा / बोली भाषा

(vii) *Special Feature-1: विशेष वैशिष्ट्य - 1

(iv) *Special Feature-2: विशेष वैशिष्ट्य - 2

*Special Feature-3: विशेष वैशिष्ट्य - 3

(viii) Type of Place of Occurrence: माथ पावडी शिबिर कोरा ते साराह जाणारे सोडर महादेव घटनेच्या ठिकाणाचा प्रकार

(ix) Type of Property Involved (4 Types) (Major head of the property to be filled) अंतर्भूत मालमतेचे प्रकार: मंडोबा जवळ

5. Particulars of the victims (Attach separate sheet, if required):
 बळीया तपशिल (आवश्यक असल्यास स्वतंत्र कागद जोडावा) :

Form : II

Sr. No.	Full Name	Date / Year of Birth	Sex	Nationality	Religion	Whether SC / ST	Occupation	Address	Injury : Grievous / Simple	Means
अ. क्र.	संपूर्ण नाव	जन्मतारीख/ वर्ष	लिंग	राष्ट्रीयत्व	धर्म	जाती/ जमाती	व्यवसाय	पत्ता	गंभीर/ साधी	साधन/ हत्यारा
1	2	3	*4	*5	*6	*7	*8	9	10	11
1	सोमेश शिंदेराव शिंदेराव	84 वर्ष	पु	भारतीय	हिंदू	मराठा	सुयक्ष	मोडेगाव ता. लोखण	काहीही नाही	

6. Motive of Crime : ~~यातील मोठ्या का. मा. 26/10/9802 चे चालकाने त्याचे मुलाचा हतुः ताबेतील मो.स. यातील मरणाचे मो.स. ला पाठीमाथून खेचून घेतले. अशा प्रकारे जखमी ठरून मरणाला कारणीभूत झाले.~~

7. Details of properties Stolen/Involved : [Use appropriate prescribed forms (s) and attach] :
 चोरीच्या अंतर्भूत मातमतेचा तपशिल (योग्य नमुना वापरवा व सोबत जोडावा)

8. Description of the place of occurrence :
 घटनेचा जागेचे वर्णन :
~~आहळ किनारी की आहळ वरील पंचाम जिवजिव राठोड पोखरीने पो. वळे लोहा यांनी लोहा ने आयाठ जाणारे रोडवर महादेव मंडळीचे वाजम लोखण कंधवळे की, पो. वळे लोहा येथे गुजरात 26/10/20 का. मा. 259-804(अ) मा. व. व. पु. मा. गु. लोखण आहळ त्या मध्ये घटनास्थळाचा पंचनामा करणी आहे तरही का. मा. लोखण वहा कामे कंधवळेने आणी पंच लोखण घेतले.~~

~~आहळ किनारी मृत्यास दहनी आसीताने मंडळीने शिवजी लोखणकर सा. मोडेगाव ता. लोखण हा लोखण आहळ लोखणी कंधवळे की. ता. 26/10/20 रोजी~~

Description of the place of occurrence (Contd.):

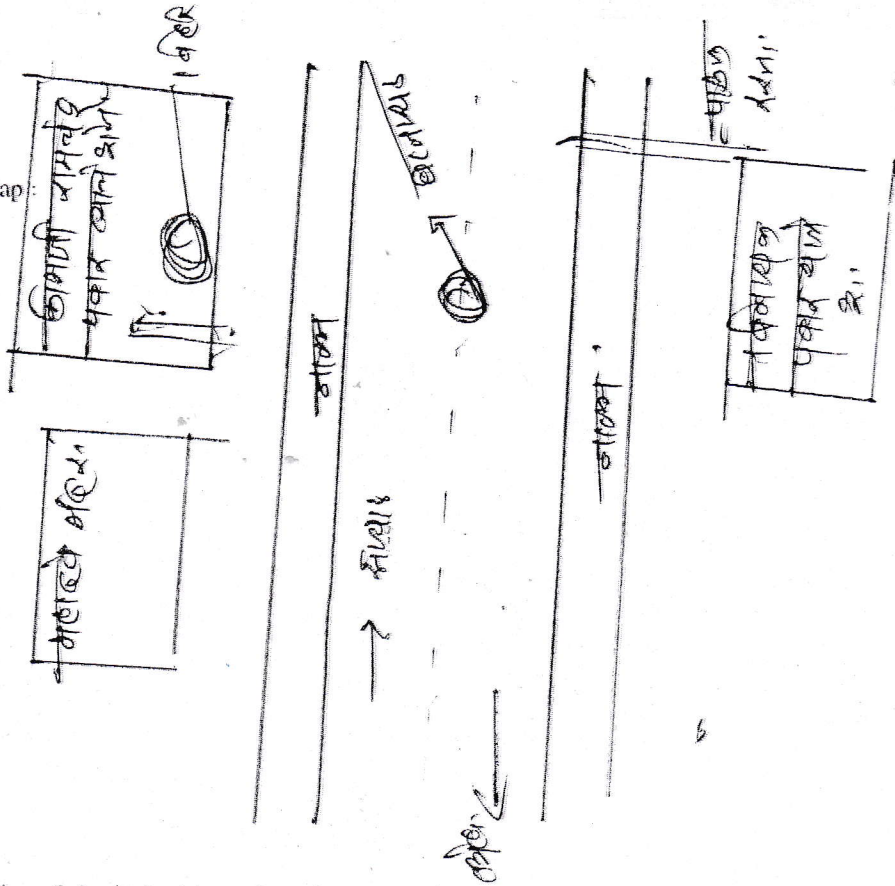
घटनेच्या जागेचे वर्णन (पुढे चालू)

जागी माझा झुलत माऊल कातोन हाकडवाक लिखितेकड ठामे लीख
 त्याची मी माऊल मा. २६/१६ ६७५७ ने त्याची कामकाडी पासडी
 तार लीख येथे आले व मुळकाय केळ तरे २७/१२०७ रोजी
 काकडी लोथेही वर नकर मी/मा.ने मी/मा.ने कडे आयाड लीखने
 जाण धामताना महादेव मलिखिन्वे फुडे अचारी व पुणव्या कुमाराण
 आम्हणे पाणी माऊल मी/मा. ३ मा. २६/१६ ३६२२ तरे अचारी केळानि
 येथेन आम्हणे मी/मा. लन पाणी मळन जाणली चडड दिखीने वर
 तरे ठडन रोडवर पावने व कातोन लिखितेकड व येथे फुडे
 काकडी मी/मा. कडे नात्यान पडन ठामे लिख जाणमी आम्हणे व
 लिखन लवमान नी तरे जाण २०२० रोजी जेजे लिखितेकड
 फुडे येथे मळन पावने अचारी आम्हणे धामताना लवमान
 काकडेचे धामताना हे धामती लिखितान लीखने आयाड
 जाणारे रोड व ये फुडे काकडी आम्हणे अचारी रोड व लीखीण
 ठामे जाणारा धामती वळणावर रविमय्य पवार याची शीत
 लीखन शेतान नखरे पळुन आहे अचारी धामतानाच्या वरडिचे
 होथी काकडी सपाट नाख व ठामे आम्हणे फुडे काकडी
 रविमय्य पवार याची शेतान जाणारा पळुन रक्ता लिख
 अचारी धामताना हे वरडिचे व काकडी लिखी रक्ता
 आम्हणे वळणावर आहे धामती अचारी अचारी वरडिचे
 काकडी लीखीण अचारी नाख होथी मी/मा. पळुन
 लीखीण आम्हणे धामताना रविमय्य लिखे जाणनी
 धामताना अचारी पळुन करता अचारी ही पळुन पळुन
 जाणनी ही रविज वळुन मिळुन आम्हणे नाख व जाण केडे
 नाथी
 अचारी धामतानाच्या चळी मी/मा. पळुन पूर्वने रविमय्य
 रविमय्य पवार याची शेतान पळुन मी/मा. वरडिचे व
 त्या पळुन काकडी रविमय्य पवार याची शीत व लिखितेकड
 रविमय्य व त्या लीखन रविज मी/मा. वरडिचे लीखीण
 लीखे जाणारा लिखी रोड व महादेव मलिखिन्वे ठामेन आयाड
 जाणारा लिखी रोड येथे पळुन चळी मी/मा. आहे

५-३१९

9.

नकाशा/Map :



10.

Description of physical evidence from the scene of crime for the property recovered/seized for the purpose of investigation :

तपासकामी प्रत्यक्ष पुगवा म्हणून गुन्हाच्या जागेवरून मिळविलेल्या / जप्त केलेल्या मालमतेचे वर्णन :

.....

.....

.....

.....

.....

.....

11.

Date and Time of Panchnama

चटनाथक पंचनामाची दिनांक

३०/०१/२०२०

Time

वेळ ११:०० ते ११:४५ पर्यंत

११:४५

पर्यंत

12.

Name of Panchas

पंचाची नावे :

Signature of Panchas

पंचाच्या सहा :

(1)

~~विनायक पवार वयाचे ३४ वर्ष~~

Full Address

~~व्यवसाय - शेती साठे पारडी ता. लोहा~~

~~मोठे नं. ११२२ २५१३ २९~~

~~विनायक~~

(2)

~~विनायक पवार वयाचे ३५ वर्ष~~

Full Address

~~व्यवसाय - शेती साठे पारडी ता. लोहा~~

~~मोठे नं. १०४९ १९६३ ३५~~

~~विनायक~~

Name and Signature of Investigation Officer

तपासक अभलदागमी पती

Name

नाव :

Rank

पदनाम

B. No. if any

व. नं. :

Date

दिनांक :

३०/०१/२०२०

जी० जी० साठे

पो० ठिकाण

पो० नं. १०४९ १९६३ ३५

Y.P.P.-200005-6-2016-FAA-10174
G. R. G. D. No. 333/33, dated 16-6-41 and
G. R. H and L. G. D. No. 733/33, dated 11-12-47,
via: Surgeon General with the Govt. of Maharashtra Bombay's
Letter No. SOM/1462/19917/1, dated 4-7-62]



AMGUMC/KJS/71/2020.

ADR No 00/20 Sir JJ Marg Police Station
C. M. 67 e.

Date 19/01/2020.

MED No 2786274.

Memorandum of a Post-Mortem Examination held at Sir JJ Hospital Dispensary/
Hospital on the dead body of SANTOSH SHANKARRAO LIMBATKAR, 37yr Male
of Village/City
At Bhendegaon Post Shewadi Tal Loha Dist Nanded, Maharashtra.
Taluka , District , by
Dr. A.H. Meshram
Dr. Karthika - J

1. General Particulars—

1 (a) By whom was the corpse sent?

P.S.I Madhuri Patil and P.C - 110688/Bashire

(b) Name of place (from which sent.)

Sir JJ Hospital General Surgery ward No 4
Date of Admission 11/01/2020 at 8:57 am
Date of Death 19/01/2020 at 10:30 am

(c) Distance of place from which sent.

2. By whom was the corpse brought?

Accompanying police and relatives.

3. By whom identified?

4. The date, hour and minute of its receipt.

19/01/2020 at 3:30 pm.

(a) The date, hour and minute of beginning post-mortem examination.

19/01/2020 from 3:40 pm to 4:40 pm.

(b) The date, hour and minute of ending post-mortem examination.

5. Substance of accompanying Report from Police Officer or Magistrate, together with the date of death, if known. Supposed cause of death or reason, for examination.

As per ADR inquest, deceased had an road traffic accident on 29/12/2019 at Loha and was taken to Aadhar hospital and was treated and diagnosed

to have head injury and on 11/01/2020 he was referred to Sir JJ Hospital and got admitted but while on treatment he succumbed to death on 19/01/2020 at 10:30 am and body was sent for postmortem

R
4.8.2020

6. If not examined at Dispensary or Hospital—

- (a) Name of place where examined
- (b) Distance from Dispensary or Hospital.
- (c) Reason why the body was not sent to the Dispensary or Hospital.

Not applicable

II. External Examination—

7. Sex, apparent age, race or caste. Description of clothes and of ornaments on the body.

37yr old male Hindu
Naked Body, no ornaments

8. Condition of the clothes—

Whether wet with water stained with blood or soiled with vomit or focal matter.

9. Special marks on the skin such as scars, tattooing, etc., any malformations, peculiarities or other marks of identification. State of the teeth.

In newly-born infants, the length and (if possible), the weight of the body to be recorded together with the state of the hair, nails and umbilical cord, its length, whether placenta is attached or not, if present, its size and condition.

Labels checked
Body was duly identified by the accompanying police and relatives
MED No 2786 274

10. *Condition of Body*—Whether well-nourished, thin or emaciated, Warm or cold.
 Averagely built and nourished
 Cold Body.
11. *Regard Mortis*—Well-marked, slight or absent, whether present in the whole body or part only.
 Rigor mortis present all over the body.
12. Extent, and signs of decomposition, presence post-mortem lividity of buttocks, loins, back and thighs or any other part. Whether bullae present and the nature of their contained fluid. Condition of the cuticle.
 No any signs of decomposition -
 Postmortem lividity present over back, buttock
 Except over bony prominences and pressure areas, Purplish red in color, fixed.
13. *Features*—Whether natural or swollen, state of eyes, position of tongue; nature of fluid (if any) oozing from mouth, nostrils or ears.
 Both eyes - closed Pupils fixed and dilated bilaterally. Cornea - Hazy.
 Mouth - closed Tongue inside oral cavity
 NO oozing from mouth, nostrils or ears.
14. *Condition of skin*—Marks of blood, etc. in suspected drowning the presence or absence of *cutis anserina* to be noted.

15. Injuries to external genitals.
Indication of purging.

No any injuries to external genital
No purging.

16. *Position of limbs*—Especially of arms and of fingers in suspected drowning the presence or absence of sand or earth within the nails or on the skin of hands and feet.

Straight in anatomical position

17. *Surface wounds and injuries*—Their nature, position, dimensions (measured) and directions to be accurately stated—their probable age and causes to be noted.

If bruises be present what is the condition of the subcutaneous tissues?

Refer continuation page 01/02 and 02/02

(N. B.—When injuries are numerous and cannot be mentioned within the space available they should be mentioned on a separate paper which should be signed).

18. Other injuries discovered by external examination or palpation as fractures etc.

(Refer column No-17)

- (a) Can you say definitely that the injuries shown against serial Nos. 17 and 18 are ante-mortem injuries?

Yes. Antemortem.

Column No. 17.

(01) Lacerated ~~injury~~ injury of size 4x1cm muscle deep over right side of forehead 1.5cm right lateral to midline and 0.5cm above right eyebrow brownish in color, with formation of granulation tissues at places.

(02) Lacerated injury of size 5x2cm muscle deep over right side of the face, right lateral to right eye brow, brownish in color with formation of granulation tissues at places with underlying fracture of right zygomatic arch with fracture edges infiltrated with blood, faint brownish in color.

(03) Surgically stitched injury 1cm below the right chin with one black stitch insity. On opening the suture lacerated injury of size 1x1cm muscle deep with formation of granulation tissue at places brownish in color.

(04) Surgically stitched injury over the nasal bridge with one black suture insity. On opening the suture, lacerated injury of size 1x1cm ~~bone~~ deep noted, underlying bilateral nasal bones showed comminuted fracture with fracture edges infiltrated with blood, faint brownish in color.

(05) Surgically stitched injury over right angle of mouth with one black stitch insity. On opening the suture lacerated injury of size 1x0.5cm muscle deep with formation of granulation tissue at places brownish in color.

(06) Bed sore of size 6x4cm muscle deep over sacral region margin irregular with red granulation tissue at the base.

Kanish
19/01/2020

Dr. A. S. Meshram
ASSOCIATE PROFESSOR
19/01/2020

⑦ Surgically induced injury over the anterior aspect of the neck midline region of size 2x1cm trachea deep with infiltration of blood at the margins, no oozing of pus or discharge suggestive of surgical tracheostomy .

K. J.
19/01/2020
Dr. Karthika J

RESIDENT DOCTOR,
DEPT. OF FORENSIC MEDICINE,
GRANT GOVT. MEDICAL COLLEGE AND
SIR J. J. GROUP OF HOSPITALS, MUMBAI

A. H. Meshram
19/01/2020
Dr. A. H. Meshram .

ASSOCIATE PROFESSOR
Deptt. of Forensic Medicine
Grant Medical College, Mumbai.

III. internal Examination—

19. Head—

(i) Injuries under the scalp, their nature.

Underscalp contusion of size 5x5cm periosteal de over left occipital region, faint brownish in color. Anterior in nature.

(ii) Skull—Vault and base describe fractures, their sites, dimensions, directions etc.

Skull vault and base of skull intact.

(iii) Brain—The appearance of its coverings, size, weight and general condition of the organ itself and any abnormality found in its examination to be carefully noted (Weight M. 3 gram F. 2.75 grams).

Meninges-intact
vessels-intact-

Diffuse subdural haemorrhage over right and li frontal region, faint brownish in color.

Haemorrhagic contusion of size 3x3cm over left occipital region underlying the scalp injury, faint brown in color (Refer column No 19(i)).

20. Thorax—

(a) Walls, ribs, cartilages

Intact. No any rib fracture noted.

(b) Pleura

Intact. No free fluid in pleural cavity.

(c) Larynx, Trachea and Bronchi

Intact. No any foreign bodies in the lumen of trachea. Larynx and bronchi intact. Refer col. No 17 injury No (A) - tracheostomy

(d) Right Lung

(e) Left Lung

Both lungs intact. Consolidated patches noted at places, edematous. On cutsection blood ting fluid oozes out.

(f) Pericardium

Intact. minimal pericardial fluid noted.

(g) Heart with weight

(h) Large vessels

(i) Additional remarks

Intact. Heart is normal in size and shape. On cutsection endocardium and myocardium unremarkable. Coronary ostial lumen and valv. Intact and patent, coronaries intact.

Walls	} Intact. No free fluid or blood in peritoneal cavity
Peritoneum	
Cavity	
Buccal Cavity teeth, tongue and pharynx.	Intact. Tongue inside oral cavity.
Desophagus...	Intact mucosa pale.
Stomach and its contents	} Intact Empty mucosa pale No peculiar odour noted.
Small intestine and its contents	
Large intestine and its contents	} Intact. loaded partly with faecal matter and gases
Liver (with weight) and gall bladder.	
Pancreas and Suprarenals	Intact congested on cut section
Spleen with weight	Intact unremarkable
Kidneys with weight	Suprarenals - congested
Bladder	Intact. Congested on cut section
Organs of generation	Intact. Both kidneys are Intact. Corticomedullary ratio unaltered.
Additional remarks with where possible. Medical Officer's deduction from the state of the contents of the stomach as to time of death and last meal	Intact Empty mucosa unremarkable
	Intact No injuries

State which viscera (if any) have been retained for chemical examination and also quote the numbers on the bottles containing the same.

Not preserved.

*Spine and Spinal cord

Linear undisplaced fracture in the right lamina and spinous process of 6th vertebra.


Linear displaced fracture of the spinous process of C5 vertebra

Linear fracture in the spinous process of C4 vertebra.

Underlying spinal cord contused at places, faint brownish in color. The fracture edges are infiltrated with blood, faint brownish in color.

Opinion as to the cause probable cause of death.

Complications following head injury with multiple injuries on body (unnatural)



Kanph
19/01/2020

Dr. Karthika J

RESIDENT DOCTOR,
DEPT. OF FORENSIC MEDICINE,
GOVT. GOVT. MEDICAL COLLEGE AND
SIR J.J. GROUP OF HOSPITALS, MUMBAI

Meshram
19/01/2020

Dr. A.H. Meshram

ASSOCIATE PROFESSOR
Department of Forensic Medicine,
Sir J.J. Group of Hospitals, Mumbai 400

(Signature)

Dated 19/01/2020

*The Spinal Cord need not be examined unless there are any indications of disease. Strychnia poisoning or injury.
Note-The report must be written and signed immediately after the examination. Medical Officers will at once despatch a duplicate copy to the Civil Surgeon of their district for record in his Office.
Great care should be taken not to cut the viscera before they have been inspected *in situ*.

No.

20

1. Place Dispensary
Civil Hospital

20

Forwarded to the Police Sub-Inspector,
reference to his No. of

20

for information with

2. Viscera has preserved. It may please be stated immediately whether examination by the Chemical Analyser is necessary or it is to be destroyed.

Civil Surgeon or M.M.

Copy forwarded with compliments to the Civil Surgeon,

for information.

M. M. S. Officer.

Seen and examined by the Civil Surgeon,

20

Remarks of the Civil Surgeon.

(if any)



Civil Surgeon.