

FORM COMP AA
(sec Rules 253 (c), 254 (c) (iii), 254 (80 255 (1) (iv))
REPORT ABOUT THE MOTOR VEHICLES ACCIDENTS

1	Name of the Police Station	Ramtirth dist.Nanded
2	CR.NO./TAR No./SDE No.	91/2022 U/S 279,337, 338,304(a) of I.P.C
3	Date, Time and Place of the accident.	03/06/2022 at 19.30 hrs Nanded to Degloor road near Kuncheli fata Tq.Biloli dist. Nanded.
4	Name of the Injured / Deceased	1) kalpana Kondiba Shinde age 35 year r/o Kerur Tq.Biloli 2) Shankar Gangaram Jadhav age 58 year r/o Takli tq.3) Mahanandabai Shankar Jadhav age 53 yrs r/o Takli tq.Naigaon 4) Dharmraj Shankar Jadhav age 28 yrs.r/o taklitq. Naigaon 5) Swati Suryakant Patil age 19 yrs r/o Kerur tq. Biloli dist. Nanded
5	Name of Hospital to Which he/she was removed	Govt.Hospital Naigaon / Nanded
6	Number of vehicles and type of the vehicle	AP 03 TE 3186 Truck
7	Name and address of the Driver of the vehicle with particulars or Driving License of the said Driver and the address of the Issuing Authority of the said Driving License. The number of Badge in case of Public Service Vehicle and the address of the Issuing Authority of the said Badge.	Baba Fakruddin Palgir Priya age 40 year r/o Masapeth Roychoti Tq.dist. Kadppa (AP) DLFA P 004245472004 RTO Roychoti (AP)
8	Name and Address of the Owner of the vehicle as it stands on the date of the accident.	Vempalli Basha Vempalli Khadar r/o Chawadikunta dist. Kadppa (AP)
9	Name and address of the insurance Company with whom the vehicle was insured and the Divisional office of the said insurance Company.	Chola MS general Insurance comp.
10	Number of Insurance Policy/ Insurance Certificate and the date of Validity of the insurance Policy/ Insurance Certificate.	3379/03144374/000/00 30/03/2023
	Action taken if any and the result there of	An offence has been registered against the accused. After completion of investigation Charge-sheet has been submitted.

Inspector of Police
Police Station Ramtirth
Dist. Nanded (M.S)

जावक क्र. 0723/2022

दिनांक: 05/06/2022

N.C.R.B (एन.सी.आर.बी)

I.I.F.-1 (एकीकृत अन्वेषण फॉर्म - १)

FIRST INFORMATION REPORT

(Under Section 154 Cr.P.C.)

प्रथम खबर अहवाल
(कलम १५४ फौजदारी प्रक्रिया संहिता)

P.S.(ठाणे): रामतीर्थ

Year (वर्ष): 2022

Date and Time of FIR (प्र. ख. दिनांक आणि वेळ): 05/06/2022 14:58 बजे

1. District (जिल्हा): नांदेड

FIR No.(प्रथम खबर क्र.): 0091

2. S.No. (अ.क्र.) Acts (अधिनियम)

1	भारतीय दंड संहिता १८६०
2	भारतीय दंड संहिता १८६०
3	भारतीय दंड संहिता १८६०
4	भारतीय दंड संहिता १८६०

Sections (कलम)

२७९
३३७
३३८
304-A

3. (a) Occurrence of offence (गुन्ह्याची घटना):

1. Day(दिवस): दरमियानी दिन

Time Period
(कालावधी):

Date From (दिनांक पासून): 03/06/2022

Date To (दिनांक पर्यंत): 05/06/2022

Time From (वेळेपासून): 19:30 बजे

Time To (वेळेपर्यंत): 13:50 बजे

(b) Information received at P.S. (माहिती मिळालेले पोलीस ठाणे):

Date (दिनांक): 05/06/2022

Time (वेळ): 14:43 बजे

(c) General Diary Reference (रोजनामचा संदर्भ)

Entry No. (नोंद क्र.): 015

Date & Time (दिनांक आणि वेळ): 05/06/2022 14:43 बजे

4. Type of Information (माहितीचा प्रकार): लेखी

5. Place of Occurrence (घटनास्थळ):

1.(a) Direction and distance from P.S.(पोलीस ठाण्यापासून दिशा व अंतर): पश्चिम, 05 किमी

Beat No. (बिट क्र.):

(b) Address (पत्ता): नरसी ते देगलुर रोडवर कुंचेली फ, नारगाव

(c) In case, outside the limit of this Police Station, then (या पोलीस ठाण्याच्या हद्दीबाहेर असल्यास):

Name of P.S.(पोलीस ठाण्याचे नाव):

District(State) (जिल्हा(राज्य)):

6. Complainant / Informant (तक्रारदार/माहिती देणारा):

(a) Name (नाव): सौ.स्वाती भ.सुर्यकांत पाटील

(b) Father's/Husband's Name(वडील / पती चे

(c) Date/Year of Birth (जन्म तारीख/वर्ष): 2003

(d) Nationality (राष्ट्रीयत्व): भारत

(e) UID No. (यु.आय.डी. क्र.):

(f) Passport No.(पारपत्र क्र.):

Date of Issue (दिल्याची तारीख):

Place of Issue (दिल्याचे ठिकाण):

(g) Id details (Ration Card, Voter ID Card, Passport, UID No., Driving License, PAN)

ओळखपत्र विवरण (राशन कार्ड, मतदाता कार्ड, पासपोर्ट, यूआईडी सं., ड्राइविंग लाइसेंस, पॅन कार्ड)

S.No.(अ. Id Type (ओळखपत्राचा प्रकार)

Id Number (ओळखपत्राचा क्रमांक)

1

(h) Address (पत्ता):

S.No.(अ. Address Type (पत्त्याचा प्रकार)

क्र.) प्रकार)

1 वर्तमान पत्ता

राकेरुर, ता.बिलोली, रामतीर्थ, नांदेड, महाराष्ट्र, भारत

2 स्थायी पत्ता

राकेरुर, ता.बिलोली, रामतीर्थ, नांदेड, महाराष्ट्र, भारत

(i) Occupation (व्यवसाय):

(j) Phone number (फोन नं.):

Mobile (मोबाइल नं.): 91-9890818245

7. Details of known/suspected/unknown accused with full particulars (माहीत असलेल्या /संशयित/अनोळखी आरोपीचा संपूर्ण पत्ता):

S.No. (अ.क्र.)	Name (नाव)	Alias (उर्फनाव)	Relative's Name (नातेवाईकाचे नाव)	Present Address (वर्तमान पत्ता)
1	टूक क्र. AP-03-TA-3186 चा चालक			1. नांदेड, नांदेड, रामतीर्थ, नांदेड, महाराष्ट्र, भारत

8. Reasons for delay in reporting by the complainant/informant (तक्रारदार/माहिती देणा-याकडून तक्रार करण्यातील विलंबाची कारणे):

9. Particulars of properties of interest (संबंधित मालमत्तेचा तपशील):

S.No. (अ.क्र.)	Property Category (मालमत्ता वर्ग)	Property Type (मालमत्ता प्रकार)	Description (वर्णन)	Value(In Rs/-) (मुल्य (रु. मध्ये))
----------------	-----------------------------------	---------------------------------	---------------------	------------------------------------

10 Total value of property (In Rs/-)-(चोरीस गेलेल्या मालमत्तेचे एकूण मुल्य (रु. मध्ये)):

11 Inquest Report / U.D. case No., if any (इन्क्वेस्ट अहवाल/ अकरमात मृत्यू प्रकरण क्र., जर असल्यास):

S.No. (अ. UIDB Number (यु.आय.डी. क्र.) बी.क्र.)

12 First Information contents (प्रथम खबर हकीकत):

जबाब दि.04.06.2022 मी सौ.स्वाती भ.सुर्यकांत पाटील वय-19-वर्ष व्यवसाय-घरकाम रा.केरुर ता. बिलोली जि.नांदेड मो.नं.9890818245. समक्ष आपेक्षा हस्पिटल नांदेड ICU वार्डत विचारले वरून खरे सांगते की,मी वरील ठिकाणची राहणारी आसून मला मूलबाळ झाले नाहीत माझे पती शेती करतात माझे माहेर केरुर गावातच आहे.मला एक बहीण कु.प्रियंका वय-9-वर्ष आहे माझे वडील कोडीबा पाटील हे गेल्या चार वर्षा पुढी मरण पावले मी व माझे पती आम्हीच माझी आई कल्पना व बहीण प्रियंका ची देखभाल करत आहे. दि.03.06.2022 रोजी सायंकाळी पाच वाजता सुमारास माझे आजूळी मौजे टाकळी (तमा) येथे पाहण्याकडे साखरपुडयाचा कार्यक्रम करून परत गावी केरुर येथे जाणे साठी मी व सोबत माझी आई कल्पना भ.कोडीबा शिंदे (पाटील) असे व माझी आजू माहानंदाबाई व आजोबा शंकर जाधव असे सायंकाळी सात वाजण्याचे सुमारास नरसी येथे आलो असता तेथे माझा मामा धनराज जाधव हा

N.C.R.B (एन.सी.आर.बी)

I.I.F.-I (एकीकृत अन्वेषण फॉर्म - १)

भेटला त्यांनी कार क्र. MH-25-ST-1075 घेऊन येवुन आम्हाला कारमध्ये बसवुन केरुर येथे सोडुन येतो म्हणुन तो कार चालवित नरसी ते देगलुर रोडणे जात आसताना साडेसात वाजण्याचे सुमारास कुंचेली फट्यावर देगलुर कडुन येणारा ट्रक क्र. AP-03-TA-3186 हा भरघाव वेगात येवुन आमचे कार ला जाराची समोरून धडक दिली त्यात मला छातीला कमरेला गंभीर मार लागला माझा आई कल्पना हिस होनवटीला व उजव्या पायाला गंभीर मार लागला होता. तसेच आजोबा शंकर जाधव यांना डोक्याला छातीत गंभीर मार होता तसेच आजी माहानंदाबाई हिचे डोक्यास कपाळावर चिरपडली होती मामा धनराज जाधव यांना डोक्याजवळ मानेला गंभीर मार लागला ते सर्व वैरुध्द झाले होते तेथे बरेच लोक जमले त्यांनी व पोलीसांनी आम्हाला सरकारी दवाखाना नाथगाव येथे आणले तेथे डक्टरांनी तपासुन माझी आई कल्पना व आजी माहानंदाबाई व आजोबा शंकर जाधव हे मरम पावल्याचे सांगितले मला व मामा धनराज जाधव हा मरण पावला माझे पती सुयेकांत पाटील यांनी मला पुढील उपचार कांमी आणुन शरीक केले तेथे उपचार चालु आसतांना मामा धनराज जाधव हा मरण पावला माझे पती सुयेकांत पाटील यांनी मला पुढील उपचार कांमी आपेक्षा हस्पिटल नांदेड मध्ये आणुन शरीक केले माझेवर ICU मध्ये उपचार चालु आहे. तरी यातील ट्रक क्र. AP-03-TA-3186 चे चालकाने ट्रक भरघाव वेगात चालवुन आमचे कार क्र. MH-25-ST-1075 ला समोरून जोराची धडक दिल्याने ह्यात मला गंभीर जखमी होण्यास व माझी आई कल्पना व कोडीबा शिंदे व आजी माहानंदाबाई व शंकर जाधव व आजोबा शंकर जाधव व मामा धनराज पि. शंकर जाधव रा. टाकळी (तमा) यांना गंभीर जखमी होवुन मरण्यास कारणीभुत झाला आहे. तरी सदर ट्रक चालका विरुध्द कायदेशीर कार्यवाही होणेस विनंती आहे. माझा जबाब माझे सांगणे प्रमाणे बरोबर आहे हा जबाब दिला सही

13. Action Since the above information reveals commission of offence(s) u/s as mentioned at (केलेली कारवाई: बाब क्र. २ मध्ये नमूद केलेल्या कलमा-वये वरील अहवालावरून अपराध घडल्याचे.)

(1) Registered the case and took up the investigation: (प्रकरण नोंदविले आणि तपासाचे काम हाती घेतले): VIJAY DAULATRAO JADHAV(I (Inspector)) / PSI or (किंवा)

(2) Directed (Name of I.O.) (तपास अधिका-याचे नाव):

Rank (पद):

No.(क्र.):

(3) Refused investigation due to (ज्या कारणामुळे तपास करण्यास नकार दिला):

or (ज्या कारणामुळे तपास करण्यास नकार दिला)

(4) Transferred to P.S.(गुन्हा दुसरीकडे पाठविला असल्यास त्या पोलीस ठाण्याचे नाव):

District (जिल्हा):

on point of jurisdiction (को क्षेत्राधिकार के कारण हस्तांतरित).

F.I.R. read over to the complainant / informant, admitted to be correctly recorded and a copy given to the complainant / informant free of cost. (प्रथम खबर तक्रारदाराला/खबरीला वाचून दाखविली, बरोबर नोंदविली असल्याचे त्याने मान्य केले आणि तक्रारदाराला/खबरीला खबरीची प्रत मोफत दिली.)

R.O.A.C.(आर. ओ .ए.सी.)

14. Signature/Thumb impression of the complainant / informant.(तक्रारदाराची/खबर देणा-याची सही/अंगठा):

MHC जबाब करुन

15. Date and time of dispatch to the court (न्यायालयात पाठवल्याची तारीख व वेळ): ०५/०६/२०२२



Signature of Officer in charge, Police Station (ठाणे प्रभारी अधिका-याची

Name (नाव): VIJAY DAULATRAO JADHAV

Rank(पद): I (Inspector)

No.(सं.): PSI

पोलीस ठाणे अभिलेखार
मे स्ट. रामतोली ता. विलोली

CR NO. 91/22

FORM: II

मु. औ. (वाय) ३५५-५०,००० प्रती-१-२०१६.

CRIME DETAILS FORM

घटनास्थळ पंचनामा/गुन्हाचा तपशीलाचा नमुना

1. State: महाराष्ट्र Dist: जिल्हा नांदे P.S.: पोलिस ठाणे FIR/Proceeding/G.D. No.: पहिली खबर क्र./कार्यवाही क्र. Year: 2022 Date: 04.06.22

2. Act and Sections: अधिनियम व कलमे: प्रांतात्मिक कायदा अपघात

3. The Place of Occurrence shown by: घटनेचे ठिकाण दाखविण्याचे:

Name: सुनील वसंत Father's Husband's Name: अशोक वसंत
नाव: पित्याचे / पत्नीचे नाव:

Address: स. केकर ता. बिलोली. मो. नं. 9890818245
पत्ता:

4. TYPE OF CRIME (All including M. O. Crime):
गुन्हाचा प्रकार (गुन्हाच्या सर्व पध्दती सह):

(i) *Major Head: प्राधान शिर्ष: प्रांतात्मिक कायदा अपघात (ii) Classification of Major Head: प्रधान शीर्षकाचे वर्गीकरण: प्रांतात्मिक

(iii) *Method (s): पध्दती:

- (1) प्रांतात्मिक कायदा अपघात
- (2) प्रांतात्मिक कायदा अपघात
- (3) प्रांतात्मिक कायदा अपघात

(iv) *Conveyances used: वापरलेली वाहने: सायकल चार जालेवायक गंधार जखमी विपून मरण्यास

(v) *Character assumed: केलेले वेषांतर / केलेली बतावणी: कारणीभूत सांगणे

(vi) *Language / S. lang. used: वापरलेली भाषा / बोली भाषा:

(vii) *Special Feature-1: विशेष वैशिष्ट्य - १:

*Special Feature-2: विशेष वैशिष्ट्य - २:

*Special Feature-3: विशेष वैशिष्ट्य - ३:

(viii) *Type of place of Occurrence: घटनेच्या ठिकाणाचा प्रकार: मोजे कुचेली जाल्यावर बसली ते केकर येथे पर

(ix) *Type of property involved (4 Types) :(Major head of the property to be filled)
अंतर्भूत मालमत्तेचे प्रकार:

- 1) _____
- 2) _____
- 3) _____
- 4) _____

5. Particulars of the victims (Attach separate sheet, if required):
 बर्तीचा तपशील (आवश्यक असल्यास स्वतंत्र कागद जोडावा) :

Sr. No. अ. क्र.	Full Name संपूर्ण नाव	Date/Year of Birth जन्म तारीख वर्ष	Sex लिंग	Nationality राष्ट्रीयत्व	Religion धर्म	Whether SC/ST जाती जमाती	Occupation व्यवसाय	Address पत्ता	Injury (Grievous/Simple) दुखापत गंभीर/साधी	Means साधने हत्यारे
1	2	3	4	5	6	7	8	9	10	11
1	सौ स्वाती सुयकांत पाटील	19 वर्ष	स्त्री	भारतीय	हिंदू	मराठा	घरकाम	केरळ ना. बिलोळी	घाबर गळ्यात	शस्त्र
2	काभजा कोडीबा शिंदे (पाटील)	35 वर्ष	स्त्री	भारतीय	हिंदू	मराठा	घरकाम	केरळ ना. बिलोळी	मथळ	शस्त्र
3	शंकर गंगाराम जाधव	58 वर्ष	पुरुष	भारतीय	हिंदू	मराठा	आपार	पत्ता नोंद नाही	मथळ	शस्त्र
4	मधनबाबाई शंकर जाधव	53 वर्ष	स्त्री	भारतीय	हिंदू	मराठा	घरकाम	पत्ता नोंद नाही	मथळ	शस्त्र
5	धनशंकर शंकर जाधव	28 वर्ष	पुरुष	भारतीय	हिंदू	मराठा	गुणक	पत्ता नोंद नाही	मथळ	शस्त्र

6. Motive of crime :
 गुन्हाचा हेतू : स्वयंसेवक निष्ठाळीपणे मर्यादा वेळाने वाढत जाऊन घडवू देऊन घेतले

7. Details of properties Stolen / Involved : [Use appropriate prescribed forms (s) and attach] :
 चोरीच्या / अंतर्भूत मालमत्तेचा तपशील (योग्य नमुना वापरवा व सोबत जोडावा) :

8. Description of the place of occurrence :
 घटनेच्या जागेचे वर्णन :
 आम्ही विजय देवताराव जाधव योनी पोस्टे समतल येथे ठाणे प्रभासी मधून कायदा असून स. व नायगाव MLC NO. 350/22 दि. 04.06.2022 व इतर MLC मधील मथळ यांना कुवेळी पाठ नर्याने केलेले शस्त्रे वाढत आणून घेऊन मराठा पावत्याची MLC प्राप्त झाले वरून आम्ही घटनास्थळी जाऊन नमूद घुन पत्ता बोलवून घेतले तेथे प्रथम शस्त्रे सापडून सुयकांत आशोकराव पाटील या कुटुंब हे इतर असून त्यांनी पुण्यासमक्ष घटनेची माहिती सांगितली की, दि-03-06 रोजी रात्री 19.45 वा सुमारास यासोबत गुरुमी व मथळ कार लु. नं. 1075 मध्ये वस्तू नर्याने

Continue...

Description of the place of occurrence (Contd):-

घटनेच्या जागेचे वर्णन (पुढे चालू):

दख्खर गाव असलेल्या दख्खर येथवर कुंचेकी फाव येथे दख्खर येथे येणारे वाहन क्र. सं. AP 03 TE 3186 ची कारणा समोर समोर घडत झाल्याने त्यात माझी पत्नी व शाली सुयकांत पाविले हे गंधार जखमी झाली व सायू कल्पना व व आजी सायू मधनलाल, आर्या सायू शंकरराव व कार चारूच माझा सायू धनराव हे गंधार जखमी झाले मरण पावले आहेत. वेगळे मचकुर सायूच घटनास्थळाचे ठिकाण लक्षणे आहेत.

सहजे घटनास्थळ हे नरसी ते दख्खर गाणारे येथवर मेणे कुंचेकी फाव्यावर सह ठिकाणी अलिगे हमीर रेल्वेचा खवर रास असून सह ठिकाणी रा संपाल्याहे सह ठिकाणी लक्षणे आर शेजे मध्यभागी उतार येथी वाहन क्र. सं. AP 03 TE 3186 पाह्या विल्ली शेगा 12-गळी अफ वेलिया व मध्ये लक्षणे असून तापणी लक्षणे विल्ली आहे सह शेजे समोराने गंधार मध्यभागी लक्षणे असून त्यात मध्य लक्षणे मुख्य पाह्या शेगाची रेल्वे विल्ली कार चारूच व सह लक्षणे 10.25 व 10.75 हे असून लक्षणे समोराने लक्षणे मोडकीले विल्ली आहे सह रास सह लक्षणे असून येथवर कारचे कापाबुद्धी फुडून पडलेल्या विल्ली आहेत. कार लक्षणे कायून रस्ता सुयकांत कळ व तेथून रा लक्षणे क्र. सं. AP 03 TE 3186 तपास कामी ताप्यात लक्षणे पाहणे लावण्यात पाहिली आहे सह घटनास्थळाची चतूःसीमा पाहता

- पूर्वे - शिवपांढर रस्ता व लक्षणे शेगात विल्ली विल्ली विल्ली आहेत
- पश्चिमे - कुंचेकी गाणाय रास आहे
- दक्षिणे - दख्खर गाणाय डावरी रास आहे
- उतारे - नरसी नाई विल्ली गाणाय रास आहे

जेणे सुमाणे आर्या व पंचाणी विल्ली विल्ली परिस्थितीचा घटनास्थळ पुचनमा कळ तो पंचाणी वायूवून लक्षणे लावण्यात त्यावर त्यांनी सध्या कळ्या विल्ली व रास आहे

(कृपया मागे पहा)

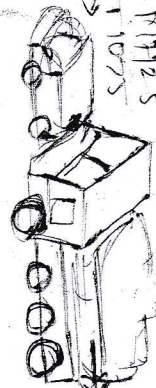
मिठी - कुपेला पोलिस

उत्तर

नरसी-नांदेड रोड
गावाम रॉड

PHS 06

कुपेला कार्यालय



पांढरा रस्ता

Leat - 18.783893

Long - 77.561405

दक्षिण

10. Description of physical evidence from the scene of crime for the property recovered seized for purpose of investigation :

तपासकामी प्रत्यक्ष पुरावा म्हणुन गुन्ह्याच्या जागेवरून मिळविलेल्या / जप्त केलेल्या मालमत्तेचे वर्णन :

① 1000000 = ०० एक पांढरा पल अखलेली इटारी
शुद्धी एक एक AP03 TE 3156
चारा चाकी एक बाडीची लोडींग माल
अखलेली वर ताडपत्री बांधलेली एक
कुडी वापरली किं. अ.

11. Date and Time of Panchanama

घटनास्थळ पंचनाम्याची दिनांक

04.06.2022 वेळ

Time

08:30 ते 09:30 पर्यंत

12. Name of Panchas

पंचाची नावे

Signature of Panchas

पंचाची सहया

1) रामराव हुता गांधी, वय - 37 वर्ष
Full Address मो. नं. 9730264404
पत्ता लक्ष्मी लमगा ता. नाथगाव

1) R. K. H. H.

2) लक्ष्मी निवृत्ती इंगोले, वय - 47 वर्ष
Full Address मो. नं. 9545816164
पत्ता शक्ती कॅम्प, ता. नाथगाव

2) लक्ष्मी

Name and Signature of Investigatiopn Officer

तपासक अमलदाराची सही.

Name

नाव :-

Rank

पदनाम

Posting/नेमणुक

ijay

B.No.if any

ब.न.

Date
दिनांक

04.06.2022

पो. रॉ. शक्ती कॅम्प

Memorandum of a post-mortem examination held at Rural Hospital Nandgaon
Dispensary Hospital
on the dead body of Subhakar Gangaram Jadhav
of Takali Village
City
Taluka Nandgaon, District Nanded, by Dr. Botcaresk

I. General Particulars—

1. (a) By whom was the corpse sent? PHC - Korde B. No. 2062
- (b) Name of place from which sent. Muncheli phata
- (c) Distance of place from which sent. 10 km
2. By whom was the corpse brought? PHC Korde B. No. 2062
3. By whom identified? Rameshwar Gangadhar Mulekhede
4. The date, hour and minute of its receipt. 04/06/22 at 8:30 am
 - (a) The date, hour and minute of beginning post-mortem examination. 04/06/22 from 10:15 am
 - (b) The date, hour and minute of ending post-mortem examination. 04/06/22 to 10:45 am
5. Substance of accompanying Report from Police Officer or Magistrate, together with the date of death if known. Supposed cause of death or reason for examination. as per police inquest

6. If not examined at Dispensary or Hospital—

(a) Name of place where examined.

(b) Distance from Dispensary or Hospital—

(c) Reason why the body was not sent to the Dispensary or Hospital.

II. External Examination—

7. Sex, apparent age, race or caste.

58 yrs male Hindu by religion

Description of clothes and of ornaments on the body.

white shirt Black pants Reson waist

8. Condition of the clothes— Whether wet with water, stained with blood or soiled with vomit or foecal matter.

soiled with blood

9. Special marks on the skin such as scars, tattooing etc., any malformations peculiarities, or other marks of identification. State of the teeth.

mole on the chest

In newly born infants, the length and (if possible), the weight of the body to be recorded together with the state of the hair, nails and umbilical cord, its length, whether placenta is attached or not, if present, its size and condition.

10. **Condition of body**—Whether well-nourished, thin or emaciated, warm or cold.

well nourished and cold

11. **Rigor Mortis**—Well-marked, slight or absent; whether present in the whole body or part only.

set all over the body.

12. **Extent and signs of decomposition, presence post-mortem lividity of buttocks, loins, back and thighs or any other part. Whether bullae present and the nature of their contained fluid. Condition of the cuticle.**

Post mortem lividity on
Buttocks and Back.

13. **Features**—Whether natural or swollen, state of eyes, position of tongue: nature of fluid (if any) oozing from mouth, nostrils or ears.

Eyes in closed state
tongue bitten between the
teeth.
oozing of blood from right
nostril.

14. **Condition of skin**—Marks of blood etc. In suspected drowning the presence or absence of cutaneous anserina to be noted.

15. Injuries to external genitals.
Indication of purging.

no any s/p purging

16. **Position of limbs**—
Especially of arms and
of fingers in suspected
drowning the presence or
absence of sand or earth
within the nails or on the
skin of hands and feet.

Both upper and lower Extremities
in Extension at the respective
joints with rigor mortis
more set at the upper
extremities

17. **Surface wounds and
injuries**—Their nature, posi-
tion, dimensions (measured)
and directions to be
accurately stated their
probable age and causes
to be noted.

fracture of left forearm
Radius Ulna & Elbow joint
fracture of the frontal Bone
5x6x3cm

7.

If bruises be present what is
the condition of the
subcutaneous tissues ?

fracture of the occipital
Bone 5x4x3cm
fracture of left Hip joint

8.

(N.B.—(When injuries are
numerous and cannot be
mentioned within the space
available they should be
mentioned on a separate
paper which should be
signed).

9.

18. Other injuries discovered by
external examination or
palpation as fractures etc.

fracture of left forearm
Radius Ulna and Elbow joint
fracture of the frontal
Bone 5x6x3cm
fracture of occipital Bone
5x4x3cm
fracture of the left Hip
joint

(a) Can you say definitely
that the injuries shown
against serial Nos. 17
and 18 are ante mortem
injuries ?

III. Internal Examination—

19. Head—

- (i) Injuries under the scalp, their nature.
- (ii) **Skull**—Vault and base—describe fractures, their sites, dimensions, directions; etc.
- (iii) **Brain**—The appearance of its coverings, size, weight and general condition of the organ itself and any abnormality found in its examination to be carefully noted (weight M. 3 grams F. 2.75 grams).

elo fracture of the frontal Bone 5x6x3cm
 elo fracture of the occipital Bone 5x4x3cm
 Haemorrhagic fluid in the Brain parenchyma congested

20. Thorax—

- (a) Walls, ribs, cartilages
- (b) Pleura
- (c) Larynx, Trachea and Bronchi:
- (d) Right Lung
- (e) Left Lung
- (f) Pericardium
- (g) Heart with weight
- (h) Large vessels
- (j) Additional remarks.

intact
 congested
 congested
 congested Haemorrhagic
 congested
 congested
 congested

21. Abdomen—

Walls

Peritoneum

Cavity

Buccal Cavity, teeth, tongue and Pharynx.

Esophagus

Stomach and its contents

Small intestine and its contents.

Large Intestine and its contents.

8 Liver (with weight) and gall bladder.

Pancreas and Suprarenals

9. Spleen with weight

Kidneys with weight

Bladder

Organs of generations

Additional remarks with where possible, medical officer's deduction from the state of the contents of the stomach as to time of death and last meal...

State which viscera (if any) have been retained for chemical examination and also quote the numbers on the bottles containing the same.

Haemoperitoneum Black tarry noted in abdomen

teeth intact tongue Bitten between the teeth

food particles seen

180 cc slime semidigested seen

faecal matter seen

congested

(o

congested

congested

empty.

viscera not preserved

1
S
L
V
a
it

22. *Spine and Spinal Cord—

Spinal cord not opened

Opinion as to the cause probable cause of death.

After having performed the post mortem on dead body of Shankar Gangaram Jadhav 52/m dated 04/06/22 of MIC NO: 350 PM NO: 25 the cause of death is "Head Injury" leading to Hypovolemic shock.

Dated

05/06/2022

Medical Officer
Rural Hospital Naigaon

*The Spinal Cord need not be examined unless there are any indications of disease, Strychnia poisoning or injury.
Note—The report must be written and signed immediately after the examination. Medical Officers will at once despatch a duplicate copy to the Civil Surgeon of their district for record in his office.
Great care should be taken not to cut the viscera before they have been inspected *in situ*.

No

20

Place Dispensary
Civil Hospital


20

Forwarded to the Police Sub-Inspector

for information with reference to his No.

of 04/06 2022

2. Viscera has been preserved. It may please be stated **Immediately** whether examination by the Chemical Analyser is necessary or it is to be destroyed.


Civil Surgeon or M. M. S. Officer
Rural Hospital
Nalgonda Dist. Nar

Copy forwarded with compliments to the Civil Surgeon;

for information.

M. M. S. Officer

Seen and examined by the Civil Surgeon,

20

Remarks of the Civil Surgeon,

(if any)

Civil Surgeon

Memorandum of a post-mortem examination held at

Rural Hospital
Nargur
Dispensary
Hospital

on the dead body of Kalpana Kondiba
Shinde of Village
Kerur.
City

Taluka Biloli, District Nanded, by Dr. Bolkare S. C.

I. General Particulars

1. (a) By whom was the corpse sent?

PHC - Kerur B.No: 2062

(b) Name of place from which sent.

Kuncheli phata

(c) Distance of place from which sent.

10 km

2. By whom was the corpse brought?

PHC - Kerur B.No: 2062

3. By whom identified?

Rameshwar Gangadhar Mud Ched

4. The date, hour and minute of its receipt.

04/06/22 at 8:30am

(a) The date, hour and minute of beginning post-mortem examination.

04/06/22 from 9:15am

(b) The date, hour and minute of ending post-mortem examination.

04/06/22 till 10:15am

5. Substance of accompanying Report from Police Officer or Magistrate, together with the date of death if known. Supposed cause of death or reason, for examination.

as per police inquest

6. If not examined at Dispensary or Hospital—

(a) Name of place where examined.

(b) Distance from Dispensary or Hospital—

(c) Reason why the body was not sent to the Dispensary or Hospital.

II. External Examination—

7. Sex, apparent age, race or caste.

45 yrs female Hindu by religion

Description of clothes and of ornaments on the body.

Black Blouse with orange saree
Black skirt

8. Condition of the clothes— Whether wet with water, stained with blood or soiled with vomit or foecal matter.

soiled with Blood stains

9. Special marks on the skin such as scars, tattooing etc., any malformations peculiarities, or other marks of identification. State of the teeth.

tattoo mark on the Right forearm

In newly born infants, the length and (if possible), the weight of the body to be recorded together with the state of the hair, nails and umbilical cord, its length, whether placenta is attached or not, if present, its size and condition.

10. **Condition of body**—Whether well-nourished, thin or emaciated, warm or cold.

well nourished and cold

11. **Rigor Mortis**—Well-marked, slight or absent; whether present in the whole body or part only.

set all over the body

12. **Extent and signs of decomposition, presence post-mortem lividity of buttocks, loins, back and thighs or any other part. Whether bullae present and the nature of their contained fluid. Condition of the cuticle.**

post mortem lividity noted on back and the buttocks

13. **Features**—Whether natural or swollen, state of eyes, position of tongue: nature of fluid (if any) oozing from mouth, nostrils or ears.

Eyes in closed state
tongue within mouth.

14. **Condition of skin**—Marks of blood etc. In suspected drowning the presence or absence of cutis anserina to be noted.

15. Injuries to external genitals.
Indication of purging.

16. **Position of limbs**—
Especially of arms and
of fingers in suspected
drowning the presence or
absence of sand or earth
within the nails or on the
skin of hands and feet.

e/o fracture # of the left
jaw 4x3x2cm
e/o fracture of right wrist
e/o Right knee joint fracture

17. **Surface wounds and
injuries**—Their nature, posi-
tion, dimensions (measured)
and directions to be
accurately stated their
probable age and causes
to be noted.

e/o fracture of the left side
jaw 4x3x2cm
fracture of Right wrist joint
e/o fracture of Right knee
joint

If bruises be present what is
the condition of the
subcutaneous tissues?

(N.B.—(When injuries are
numerous and cannot be
mentioned within the space
available they should be
mentioned on a separate
paper which should be
signed).

18. Other injuries discovered by
external examination or
palpation as fractures etc.

e/o fracture of the left side
jaw 4x3x2cm

- (a) Can you say definitely
that the injuries shown
against serial Nos. 17
and 18 are ante mortem
injuries?

III. Internal Examination—

19 Head—

(i) Injuries under the scalp, their nature.

(ii) **Skull**—Vault and base—describe fractures, their sites, dimensions, directions, etc.

epo fracture of the left sided jaw 9x3x2 cm

(iii) **Brain**—The appearance of its coverings, size, weight and general condition of the organ itself and any abnormality found in its examination to be carefully noted (weight M. 3 grams F. 2.75 grams).

congested, Brain parenchyma noted

20. Thorax—

(a) Walls, ribs, cartilages

intact

(b) Pleura

congested

(c) Larynx, Trachea and Bronchi:

congested

(d) Right Lung

congested

(e) Left Lung

congested

(f) Pericardium

congested

(g) Heart with weight

congested

(h) Large vessels

—

(j) Additional remarks

—

III. Internal Examination—

19. Head—

(i) Injuries under the scalp, their nature.

(ii) **Skull**—Vault and base—describe fractures, their sites, dimensions, directions, etc.

epo fracture of the left sided jaw 9x3x2 cm

(iii) **Brain**—The appearance of its coverings, size, weight and general condition of the organ itself and any abnormality found in its examination to be carefully noted (weight M. 3 grams F. 2.75 grams).

congested, Brain parenchyma noted

20. Thorax—

(a) Walls, ribs, cartilages

intact

(b) Pleura

congested

(c) Larynx, Trachea and Bronchi.

congested

(d) Right Lung

congested

(e) Left Lung

congested

(f) Pericardium

congested

(g) Heart with weight

congested

(h) Large vessels

—

(j) Additional remarks

—

21. **Abdomen—**

Walls

Hamoperitoneum seen in the abdominal cavity

Peritoneum

Cavity

Buccal Cavity, teeth, tongue and Pharynx.

teeth intact
tongue within mouth

Esophagus

Stomach and its contents

food particles seen

Small intestine and its contents.

semidigested slime 12cc noted

Large intestine and its contents.

faecal matter noted

8

Liver (with weight) and gall bladder.

congested

Pancreas and Suprenals

9

Spleen with weight

congested

Kidneys with weight

congested

Bladder

Empty

Organs of generations

Additional remarks with where possible, medical officer's deduction from the state of the contents of the stomach as to time of death and last meal.

State which viscera (if any) have been retained for chemical examination and also quote the numbers on the bottles containing the same.

viscera not preserved

22. *Spine and Spinal Cord—

not opened

Opinion as to the cause
probable cause of death.

after having performed the
postmortem on dead body of kalpana kondiba
shinde 25/F dated 4/06/22 of

MIC NO : 352 PM NO : 27.

the cause of death is "Head Injury"
leading to Hypovolemic shock"

Dated 04/06/22 20

Medical Officer (Signature)
Rural Hospital Naigaon
Naigaon Dist. Wa

*The Spinal Cord need not be examined unless there are any indications of disease, Strychnine poisoning or injury.

Note—The report must be written and signed immediately after the examination. Medical Officers will at once despatch a duplicate copy to the Civil Surgeon of their district for record in his office.

Great care should be taken not to cut the viscera before they have been inspected *in situ*.

No.

20

Place Dispensary
Civil Hospital

20

Forwarded to the Police Sub-Inspector


04/06/22

for information with reference to his No.

of

20

2. Viscera has been preserved. It may please be stated **Immediately** whether examination by the Chemical Analyser is necessary or it is to be destroyed.


Civil Surgeon or M.M. S. Officer
Rural Hospital
Q. Nalgaon Dist. Mas

Copy forwarded with compliments to the Civil Surgeon,

for information.

M. M. S. Officer

Seen and examined by the Civil Surgeon,

20

on

Remarks of the Civil Surgeon,

(if any)

Civil Surgeon

Memo of a post-mortem examination held at Rural Hospital Naigao
on the dead body of Mahanandabai Village Takali
Shunkar Jadhav of City
Taluka Naigao, District Nanded, by Dr. Bolcare SK

Dispensary
Hospital

I. General Particulars—

1. (a) By whom was the corpse sent? PHC. Korke B. No: 2062
- (b) Name of place from which sent. Kuncheli phata.
- (c) Distance of place from which sent. 10 km.
2. By whom was the corpse brought? PHC. Korke B. No: 2062
3. By whom identified? Rameshwar Gangadhar Madhede
4. The date, hour and minute of its receipt. 04/06/22 at 8:30 am.
- (a) The date, hour and minute of beginning post-mortem examination. 04/06/22 from 9:30 am.
- (b) The date, hour and minute of ending post-mortem examination. 04/06/22 till 10:00 am.
5. Substance of accompanying Report from Police Officer or Magistrate, together with the date of death if known. Supposed cause of death or reason for examination. as per police inquest.

6. If not examined at Dispensary or Hospital—

(a) Name of place where examined.

(b) Distance from Dispensary or Hospital—

(c) Reason why the body was not sent to the Dispensary or Hospital.

II. External Examination—

7. Sex, apparent age, race or caste.

53 yrs female Hindu by religion

Description of clothes and of ornaments on the body.

Green cotton saree with red Blouse

8. **Condition of the clothes—**

Whether wet with water, stained with blood or soiled with vomit or foecal matter.

soiled with blood stains & mud

9. Special marks on the skin such as scars, tattooing etc., any malformations peculiarities, or other marks of identification.
State of the teeth.

none on the chest

In newly born infants, the length and (if possible), the weight of the body to be recorded together with the state of the hair, nails and umbilical cord, its length, whether placenta is attached or not, if present, its size and condition.

10. **Condition of body**—
Whether well-nourished, thin
or emaciated, warm or cold.

well nourished and cold

11. **Rigor Mortis**—Well-marked,
slight or absent; whether
present in the whole body or
part only.

set all over the body.

12. **Extent and signs of decom-
position, presence post-
mortem lividity of buttocks,
loins, back and thighs or any
other part. Whether bullae
present and the nature of
their contained fluid.
Condition of the cuticle.**

signs of Rigor mortis seen
PM on the buttocks, Back and
thighs.
lividity

13. **Features**—Whether natural
or swollen, state of eyes,
position of tongue: nature of
fluid (if any) oozing from
mouth, nostrils or ears.

Eyes in closed state.
tongue within mouth.
Bleeding through right ear.

14. **Condition of skin**—Marks
of blood etc. In suspected
drowning the presence or
absence of cutis anserina
to be noted.

15. Injuries to external genitals.
Indication of purging.

no. —

16. **Position of limbs**—
Especially of arms and
of fingers in suspected
drowning the presence or
absence of sand or earth
within the nails or on the
skin of hands and feet.

Both upper and lower extremities
in extension at respective
joints.

17. **Surface wounds and
injuries**—Their nature, posi-
tion, dimensions (measured)
and directions to be
accurately stated their
probable age and causes
to be noted.

CCW over the left hand wrist
injury 5 x 6 cm
CCW over the forehead 7 x 8 cm
CCW over the forehead
5 x 6 cm

7.

If bruises be present what is
the condition of the
subcutaneous tissues ?

8.

(N.B.—(When injuries are
numerous and cannot be
mentioned within the space
available they should be
mentioned on a separate
paper which should be
signed).

9.

18. Other injuries discovered by
external examination or
palpation as fractures etc.

- e/o fracture of the right wrist
- e/o # of frontal bone

(a) Can you say definitely
that the injuries shown
against serial Nos. 17
and 18 are ante mortem
injuries ?

III. Internal Examination—

19 Head—

- (i) Injuries under the scalp, their nature.
- (ii) **Skull**—Vault and base—describe fractures, their sites, dimensions, directions, etc.
- (iii) **Brain**—The appearance of its coverings, size, weight and general condition of the organ itself and any abnormality found in its examination to be carefully noted (weight M. 3 grams F. 2.75 grams).

epo fracture 1# of the frontal Bone
 epo fracture of the wrist joint right.
 epo heavy hemorrhagic fluid in the Brain parenchyma congested

20. Thorax—

- (a) Walls, ribs, cartilages
- (b) Pleura
- (c) Larynx, Trachea and Bronchi
- (d) Right Lung
- (e) Left Lung
- (f) Pericardium
- (g) Heart with weight
- (h) Large vessels
- (j) Additional remarks

Intact
 intact
 congested
 congested
 congested
 congested
 congested
 congested

21. **Abdomen—**

Walls

-

Peritoneum

-

Cavity

-

Buccal Cavity, teeth, tongue and Pharynx.

teeth intact

Esophagus

congested

Stomach and its contents

food particles seen

Small intestine and its contents.

semi digested slime around 150cc noted

Large intestine and its contents.

faecal matter noted

8

Liver (with weight) and gall bladder.

congested

Pancreas and Suprenals

-

9.

Spleen with weight

congested

Kidneys with weight

congested

Bladder

Empty

Organs of generations

-

Additional remarks with where possible, medical officer's deduction from the state of the contents of the stomach as to time of death and last meal.

State which viscera (if any) have been retained for chemical examination and also quote the numbers on the bottles containing the same.

viscera not preserved

22. *Spine and Spinal Cord—


not opened

Opinion as to the cause
probable cause of death.

After having performed the
postmortem on dead body of Mahananda Shankar
Sadhur ~~son~~ of MLC No: 351. PM No: 26.

the dated 04/06/22 at 9.30am the
cause of death is "Head Injury" leading
to Hypovolemic shock.

Dated 04/06/2022



Medical Officer
Rural Hospital Nalgor
Nalgonda Dist. Nar

*The Spinal Cord need not be examined unless there are any indications of disease, Strychnia poisoning or injury.

Note—The report must be written and signed immediately after the examination. Medical Officers will at once despatch a duplicate copy to the Civil Surgeon of their district for record in his office.

Great care should be taken not to cut the viscera before they have been inspected *in situ*.

No.

20

Place Dispensary
Civil Hospital

20


Forwarded to the Police Sub-Inspector

for information with reference to his No.

of

20

2. Viscera has been preserved. It may please be stated **Immediately** whether examination by the Chemical Analyser is necessary or it is to be destroyed.


Civil Surgeon or M.M.S. Officer
Rural Hospital
Naigaon Dist. Nan

Copy forwarded with compliments to the Civil Surgeon,

for information.

M. M. S. Officer

Seen and examined by the Civil Surgeon,

20

on

Remarks of the Civil Surgeon,

(if any)

Civil Surgeon

MLPM No. 564/2022

Date: 04/06/2022. C. M. 67 e.

JPN (O-127)-9-2008-5,00,000 Bks./4 lvs. --PA4*
G.P., G.D., No. 733/33, dated 16-6-41 and
G.R., H. and G.D. No. 733/33, dated 11-12-47,
Vide Surgeon General with the Govt. of Maharashtra, Bombay's
Letter No. FRM/462/19357/1, dated 4-7-62.]

Memorandum of a post-mortem examination held at **Dr. SCGMC, Nanded** ^{Dispensary} _{Hospital}

on the dead body of **Dhanraj Shankarrao** of ^{Village} **Jadhav.** _{City} **Shankarnagar.**

Taluka **Biloli.** District **Nanded.** by **[Dr. R.S. More]**
[Dr. A.V. Kesurkar]

I. General Particulars-

1. (a) By whom was the corpse sent? **HC S.K. Bayas. B.No. 2093.**
P.S. Nanded gramim.

(b) Name of place from which sent.

(c) Distance of place from which sent.

Dr. SCGMC, Nanded.

2. By whom was the corpse brought?

3. By whom identified

PC Dhulgande. B.No. 2834.
P.S. Nanded gramim.

4. The date, hour and minute of its receipt

3:45 AM

(a) The date, hour and minute of beginning post-mortem examination

8:30 AM

(b) The date, hour and minute of Ending post-mortem examination

9:30 AM

04/06/2022.

5. Substance of accompanying Report from Police Officer or Magistrate, together with the date of death if known. Supposed cause of death or reason for examination

As per police inquest and requisition letter alleged history of road traffic accident on 03/06/2022 at 20:10hrs, declared brought dead at Dr. SCGMC, Nanded on 3/6/2022 at 10:35PM. Supposed cause of death: severely injured in accident.

MLPM No. 564/2022

Date: 04/06/2022. C. M. 67 e.

JPN (O-127)-9-2008-5,00,000 Bks./4 lvs. --PA4*
P. G. D., No. 733/33, dated 16-6-41 and
G.R., H. and G.D. No. 733/33, dated 11-12-47,
Vide Surgeon General with the Govt. of Maharashtra, Bombay's
Letter No. FRM/462/19357/1, dated 4-7-62.]

Memorandum of a post-mortem examination held at Dr. SCGMC, Nanded ^{Dispensary} Hospital

on the dead body of Dhanraj Shankarrao of ^{Village} Shankarnagar.
Jadhav. _{City}

Taluka Biloli. District Nanded. by [Dr. R.S. More]
[Dr. A.V. Kesurkar]

I. General Particulars-

1. (a) By whom was the corpse sent? HC S.K. Bayas. B.No. 2093.
P.S. Nanded gramin.

(b) Name of place from which sent.

(c) Distance of place from which sent.

Dr. SCGMC, Nanded.

2. By whom was the corpse brought?

3. By whom identified

PC Dhulgande. B.No. 2834.
P.S. Nanded gramin.

4. The date, hour and minute of its receipt

3:45 AM

(a) The date, hour and minute of beginning post-mortem examination

8:30 AM

(b) The date, hour and minute of Ending post-mortem examination

9:30 AM

04/06/2022.

5. Substance of accompanying Report from Police Officer or Magistrate, together with the date of death if known. Supposed cause of death or reason for examination

As per police inquest and requisition letter alleged history of road traffic accident on 03/06/2022 at 20:10hrs, declared brought dead at Dr. SCGMC, Nanded on 3/6/2022 at 10:35PM. Supposed cause of death: severely injured in accident.

6. If not examined at Dispensary or Hospital-

(a) Name of place where examined

(b) Distance of Dispensary or Hospital

(c) Reason why the body was not sent to the Dispensary or Hospital.

Not applicable

II. External Examination-

7. Sex, apparent age, race or caste

Male, 28 years.

Description of clothes and of ornaments on the body

Yellow shirt, white baniyan, green-underwear, black thread in right ankle.

8. Condition of the clothes -

Whether wet with water, stained with blood or soiled with vomit or foecal matter

Yellow shirt and white baniyan are soaked in blood.

9. Special marks on the skin

such as Scars, tattooing etc. any malformations peculiarities, or other marks of identification.

State of the teeth.

Identified body by PC on duty.

Teeth - Intact, 16/16.

In newly born infants, the length and (if possible) the weight of the body to be recorded together with the state of the hair, nails and umbilical cord, its length whether placenta is attached or not, if present, its size and condition.

Not applicable.

Condition of body-

Whether well-nourished, thin or emaciated. warm or cold

Well nourished, cold.

11. **Rigor Mortis-** Well-marked, slight or absent; whether present in the whole body or part only.

Well marked present in all body parts.

12. Extent and signs of decomposition, presence of post-mortem lividity on buttocks, loins, back and thighs or any other part. Whether bullae present and the nature of their contained fluid. Condition of the cuticle.

No signs of decomposition.
Post mortem lividity present over posterior aspect of body except pressure areas, not fixed.

13. **Features-** Whether natural or swollen, state of eyes, position of tongue; nature of fluid (if any) oozing from mouth, nostrils or ears.

Eyes - partly open
Mouth - closed, no oozing.
Nostrils - Blood oozing out.
Ears - No oozing.
Tongue - inside mouth.

14. **Condition of skin-**Marks of blood etc. In suspected drowning the presence or absence of cutis anserina to be noted.

Dried blood stains present over face and body at places.

15. Injuries to external genitals.
Indication of purging.

No injury
Purging present.

16. Position of limbs-
Especially of arms and
of fingers in suspected
drowning the presence or
absence of sand or earth
within the nails or on the
skin of hands and feet.

Straight

17. Surface wounds and
injuries- Their nature
position, dimensions
(measured) and directions to
be accurately stated-their
probable age and causes
to be noted.

If bruises be present what is
the condition of the
subcutaneous tissues?

(N.B.- (When injuries are
numerous and cannot be
mentioned within the space
available they should be
mentioned on a separate
paper which should be
signed)

* further injuries mentioned on separate
sheet.

18. Other injuries discovered by
external examination or
palpation as fractures etc.

(a) Can you say definitely
that the injuries shown
against serial Nos. 17
and 18 are ante mortem
injuries.

→ 1] Multiple linear abrasions
present over forehead between
both eyebrows of sizes ranging
from 0.3cm to 0.7cm, red. 2] Abrasion
present over right ala of size
0.1cm x 0.5cm, red. 3] ^{nose of} Graze abrasion
present over right cheek of size
0.4cm x 1.5cm, directed laterally upwards.
4] Laceration present over right
submandibular region of size
1.0cm x 4cm x bone deep, margins
irregular, red.
5] Graze abrasion present over
right frontal area 0.5cm above
right eyebrow of size 0.6cm x 2.5cm
horizontally placed.
6] Graze abrasion present over
right arm, upper part, of size
1.0cm x 0.2cm, directed downwards.
7] Graze abrasion present over
right forearm, extensor aspect
0.6cm below elbow of size 0.9cm x 0.4cm
directed medially upward, red.
8] Fracture of left radioulnar
upper 1/3rd part, fracture margins irreg-
infiltrated with blood. 2] fracture of
right humerus in midpart and
fracture of right femur shaft
at lower part, fracture margins irregular
infiltrated with blood.

→ Yes, antemortem.

Internal Examination-

19. Head-

(i) Injuries under the scalp, their nature

→ Underscalp hematoma present over frontal, right parietooccipital region of 20 gm, dark red.

(ii) Skull- Vault and base- describe fractures, their sites, dimensions, directions, etc.

→ Fracture present over right parietal bone, horizontally placed, fracture margins irregular, infiltrated with blood.

(iii) Brain- The appearance of its covering, size, weight and general condition of the organ itself and any abnormality found in its examination to be carefully noted (weight M. 3 grams F. 2.75 grams)

→ Meninges - intact. Brain - Diffuse, subdural hemorrhage present, subarachnoid hemorrhage present over left cerebral hemisphere and cerebellum. Contusions present on base of temporal lobe.

20. Thorax-

(a) Walls, ribs, cartilages

→ Fracture of right 2nd to 4th ribs on midclavicular line and fracture of left 5th to 7th ribs on midaxillary line, fracture margins irregular, infiltrated with blood.

(b) Pleura

→ 200 ml blood and blood clots present in each pleural cavity.

(c) Larynx, Trachea and Bronchi.

→ Intact, no foreign body.

(d) Right Lung

(e) Left Lung

(f) Pericardium

} Multiple contusions present over both lung surface, congested.

(g) Heart with weight

→ Intact.

(h) Large Vessels

} Intact, blood and blood clots present.

(i) Additional remarks.

Nil.

21. Abdomen-

- Walls
- Peritoneum
- Cavity

Intact, no free fluid.

Buccal Cavity, teeth, tongue and Pharynx.

Oesophagus

Intact, no foreign body.

Stomach and its contents

Small intestine and its contents.

Large intestine and its contents.

- 100 ml yellowish food material present
mucosa - ^{sour} smell perceived - intact.

Partly filled with faeces and gases.

Liver (with weight) and gall bladder.

Pancreas and Suprarenals

Spleen with weight

Kidneys with weight

Intact, congested.

Bladder

Intact, empty.

Organs of generations

Intact.

Additional remarks with where possible, medical officer's deduction from the state of the contents of the stomach as to time of death and last meal.


Not commentable.


State which viscera (if any) have been retained for chemical examination and also quote the numbers on the bottles containing the same.

Viscera not preserved.
Blood preserved for chemical analysis.

* Continuation sheet for column no. (17)

- 8] Crush laceration present on left arm, anterior aspect, upper part, 02 cm below lateral to anterior axillary fold of size 09 cm x 5.5 cm x bone deep, underlying muscles exposed.
- 9] Abrasion present over left forearm, extensor aspect upper part of size 5 cm x 02 cm, red.
- 10] Multiple abrasions present over left hand, dorsal aspect of sizes varying from 0.2 cm x 0.2 cm to 0.1 cm x 2.5 cm, red.
- 11] Abraded contusion present on left thigh, anteromedial aspect of size 10 cm x 05 cm, bluish.
- 12] Contusion present on above and lateral to right knee of size 04 cm x 03 cm, bluish.
- 13] Graze abrasion present on left knee, anterolateral aspect of size 05 cm x 2.5 cm, obliquely, red.
- 14] Graze abrasion present 07 cm below and medial to injury no. (13) of size 08 cm x 03 cm, directed medially upward, red.
- 15] Laceration present on anterolateral aspect of thigh of size 02 cm x 05 cm x muscle deep, margins irregular, red.


[Dr. R. S. More]


[Dr. A. V. Kerkar]

Spine and Spinal Cord-

Fracture of cervical spine at C₂, C₃ level with hemorrhage present in paraspinal muscles.

Opinion as to the cause
probable cause of death

“Death due to multiple injuries.”

Kerurkar
[Dr. A. V. Kerurkar]
Resident Doctor
Dept. Of Forensic Medicine
Dr. S. C. Govt. Medical College.
Vishnupuri, Nanded-431606

More
[Dr. R. S. More]
Resident Doctor
Dept. Of Forensic Medicine
Dr. S. C. Govt. Medical College.
Vishnupuri, Nanded-431606

Dated 04/06/2022

(Signature)

*The Spinal Cord need not be examined unless there are any indications of disease, Strychnia poisoning or injury.

Note- The report must be written and signed immediately after the examination. Medical officers will at once despatch a duplicate copy to the Civil Surgeon of their district for record in his office.
Great care should be taken not to cut the viscera before they have been inspected in situ.

MLPM No. 564/2022 Date: 04/06/2022

Dispensary
Place
Civil Hospital

20

Dr. S.C.G.M.C., Nanded.

forwarded to the Police Sub-inspector

P.S. Nanded gramin.

for information with reference to his No. FMLC/3622/2022 of 04/06/2022.

Viscera has been preserved. It may please be stated **Immediately** whether examination by the Chemical Analyser is necessary or it is to be destroyed.

Keerul
[Dr. A.V. Keerulkar]
Resident Doctor
Dept. Of Forensic Medicine
Dr.S.C.Govt. Medical College.
Vishnupuri, Nanded-431606

Ram
[Dr. R.S. More]
Civil Surgeon or M.M.S. Officer
Resident Doctor
Dept. Of Forensic Medicine
Dr.S.C.Govt. Medical College.
Vishnupuri, Nanded-431606

Copy forwarded with compliments to the Civil Surgeon.

for information

M. M. S. Officer



Seen and examined by the Civil Surgeon,

20

Remarks of the Civil Surgeon,

(if any)

on

Civil Surgeon