

FORM COMP AA

(sec Rules 253 (c), 254 (c) (iii), 254 (80 255 (1) (iv))
REPORT ABOUT THE MOTOR VEHICLES ACCIDENTS

1	Name of the Police Station	Usmannagar Dist. Nanded
2	CR.NO./TAR No./SDE No.	99/2021 U/s 279, 337,304(a) of IPC
3	Date, Time and Place of the accident.	18/05/2021 at 1930 hrs Nanded to Usmannagar Road near Mokalewadi Tq.Loha Dist Nanded
4	Name of the Injured / Deceased	Keshav Babarao Ambure age 23 years r/o Borgaon Tq.Loha Dist Nanded
5	Name of Hospital to Which he/she was removed	Govt. Hospital Nanded
6	Number of vehicles and type of the vehicle	MH 26 BR 2271 Motor cycle
7	Name and address of the Driver of the vehicle with particulars or Driving License of the said Driver and the address of the Issuing Authority of the said Driving License. The number of Badge in case of Public Service Vehicle and the address of the Issuing Authority of the said Badge.	Pathan Shafiulla Rahenat Khan age 33 years r/o Pathan gali Palam tq. Palam Dist. Parbhani MH 22 20170009557 RTO Parbhani
8	Name and Address of the Owner of the vehicle as it stands on the date of the accident.	Shaikh Moshin Shaikh Ibrahim r/o Degloor naka Nanded tq. Dist. Nanded
9	Name and address of the insurance Company with whom the vehicle was insured and the Divisional office of the said insurance Company.	ICICI Lombard general Insurance company ltd.
10	Number of Insurance Policy/Insurance Certificate and the date of Validity of the insurance Policy/Insurance Certificate.	3005/45842356/10316/000 04/09/2024
11	Action taken if any and the result there of	An offence has been registered against the accused. After completion of investigation Charge-sheet has been submitted.

Inspector of Police
Police Station Usmannagar

लाने इच्छा है भार मातृगण रक्त निधन होने पर
 वला धारणा है यह मातृगण रक्त निधन चड्ड डिग
 गुरु पालन व्यवस्था है। मातृ इच्छा यह
 मातृगण रक्त निधन व्यवस्था है। मातृगण रक्त निधन
 गुरु पालन व्यवस्था है। मातृगण रक्त निधन चड्ड डिग
 उपचार। दरमान दिनांक 20/05/2021 रोजी
 10:30 वा. मरण पावला दरमान दि. गी
 सांख्यिक. सांख्यिक मा. क. लिखपुरी के र. म.
 होकर युक्ति अंतर्निधी इति पून अन्तर्निधी वारान
 दिनेन मातृगण रक्त निधन इच्छा को
 गरी दिनांक 18/05/2021 रोजी सांख्यिक

07:30 वा. दरमान सांख्यिक मा. क. लिखपुरी के र. म.
 गुरु पालन व्यवस्था है। मातृगण रक्त निधन चड्ड डिग
 उपचार। दरमान दिनांक 20/05/2021 रोजी
 10:30 वा. मरण पावला दरमान दि. गी
 सांख्यिक. सांख्यिक मा. क. लिखपुरी के र. म.
 होकर युक्ति अंतर्निधी इति पून अन्तर्निधी वारान
 दिनेन मातृगण रक्त निधन इच्छा को
 गरी दिनांक 18/05/2021 रोजी सांख्यिक

सांख्यिक
 सांख्यिक

पोलीस कार्यालय
 पो. स्टे. उस्माननगर

माधव

सांख्यिक
 सांख्यिक

घटनास्थळ पंचनामा/गुन्हाच्या तपशिलाचा नमुना
CRIME DETAILS FORM

जिल्हा: हेळीस पोलीस ठाणे: वोड वर्ष: 2021 पहिली नंबर क्र./कायद्याची क्र.: 99 दिनांक: 28/05/21
District: वोड P. Stn: अहमदनगर Year: _____ FIR No: _____ Date: _____

जिल्हा/जिल्हा/जिल्हा: सादवि. इलाहाबाद 279, 304 (अ)
जिल्हा/जिल्हा/जिल्हा: मो. वाडी. इलाहाबाद 134

नाम: माधव अंबुरे पत्नी/पति: जाह्नविका अंबुरे

House No: वैकनाथ Ward: _____ Name of Road: _____ Nearest identifiable place: _____
पोस्ट: _____ तालुका: कोटा जिल्हा: वोड स्टेशन: महाराष्ट्र

जिल्हा/जिल्हा/जिल्हा: अहमदनगर ते वोड सातारा रस्ता
जिल्हा/जिल्हा/जिल्हा: मो. वाडी. कोटा, इलाहाबाद

जिल्हा/जिल्हा/जिल्हा: कोटा तालुका: कोटा जिल्हा: वोड स्टेशन: कोटा

Crime: _____
Crime Master Head: _____
Methods: _____

Conveyance used: _____
Character assumed: _____
Language / Dialect used: _____

Special feature - 1: _____
Special feature - 2: _____
Special feature - 3: _____

Type of place of occurrence: अहमदनगर ते वोड सातारा रस्ता
House No: _____ Ward: _____ Name of Road: _____ Nearest identifiable place: _____
पोस्ट: _____ तालुका: कोटा जिल्हा: वोड स्टेशन: कोटा

Type of property: _____ (Major head of the property to be filled):

1) _____
2) _____
3) _____
4) _____
5) _____

सत्यपूत
S. M. A. R. J. M. G.
पो. ना. 1119 (त. अं.)
पो. स्टे. उस्माननगर

सदर धन्यवादार्थी - चणुसिनी पापल

पुस्तक - रीडिंग मॅगझीन मीमांसा पत्रिका वॉल्यूम १०

परिचय - राजेश्वरी काशीनाथ मोडक वॉल्यूम १०

उपरोक्त - ३००० - ३००० - ३००० - ३००० - ३०००


सदर धन्यवादार्थी - अक्षय शर्मा

Lat - 18.99512

Lng - 77.29676

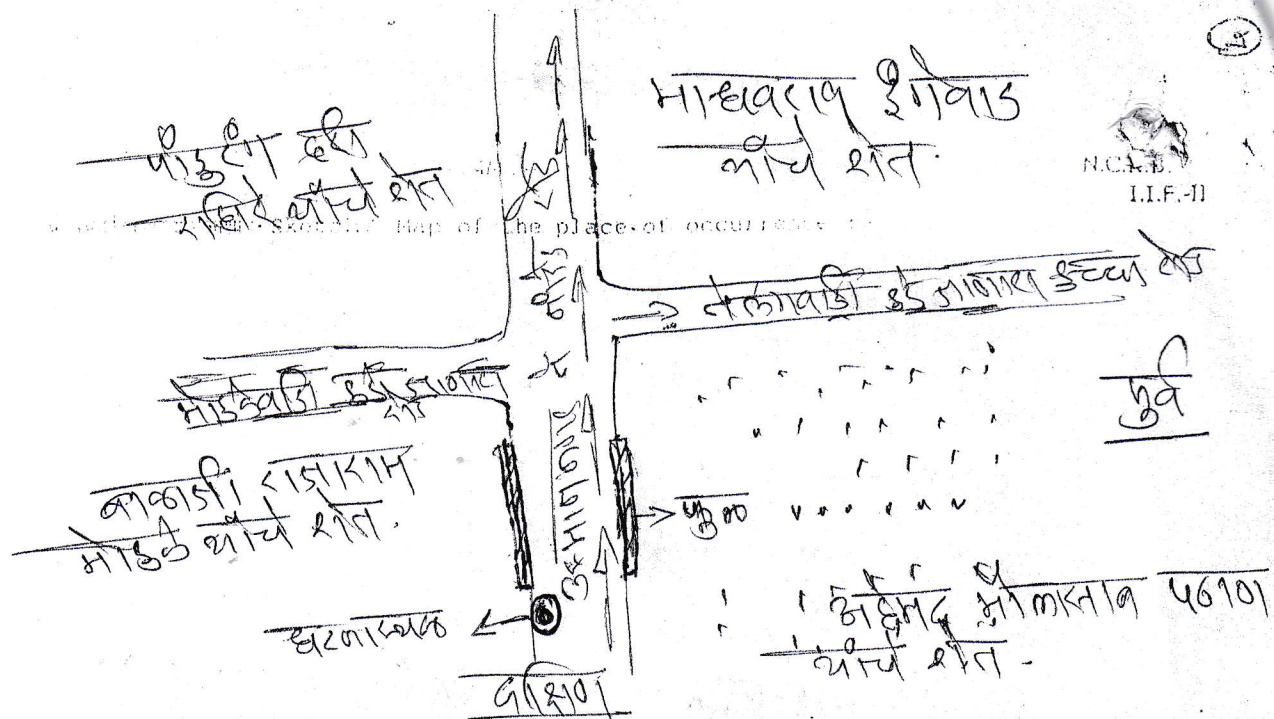
सदरचा धन्यवादार्थी पत्रिका वॉल्यूम १०
दिल्ली परिसराला प्रमाण दिनांक २९/०५/२०२१ च १०.२० वा
सुद्ध १०.५० वा सुधारणात कामी ती लक्ष्य
व रीडिंग मॅगझीन

अक्षय शर्मा



पु.सं. अक्षय शर्मा
पि.नं. १११९ (त.अ.)
पो.स्टे उस्माननगर

11/11/21



Map of the place of occurrence prepared by drafter/...

Address of Photographer: ...

Physical evidence from the scene of crime for the purpose of ...

Date: 29/05/2021 at 10:20 to 10:50.

- ① Name: रतुजिक रतुजिक अकुरु कामराव
- ② Name: काकाजी काकाजी चौक रोड

Signature of Investigating Officer: [Signature]

Name: ...

Rank: ...

Phone No: 9811/1119

Police Station: ...

CJPN (O-127) 9-2008-5,00,000 Bks./4 lvs.-PA4*
G.P.G.D. No. 733/33, dated 16-6-41 and
G.R. H. and L.G.D. No. 733/33, dated 11-12-47,
vide Surveon General with the Govt. of Maharashtra, Bombay's
Letter No. FRM./1462/19357/1, dated 4-7-62.]

MLPM, No. 415/21 C.M.67 e.
Dt - 20/05/2021.

Memorandum of a post-mortem examination held at Dr. SCGMC, Nanded Dispensary Hospital

on the dead body of Keshav Baburao Ambhuse of Borgaon Village
City

Taluka Waha District Nanded by Dr. M. D. Dalke,
Dr. G. B. Mishra,
Dr. R. L. Madoliker.

I. General Particulars -

1. (a) By whom was the corpse sent? NPC - P. R. Sunkamwar B.no-1266.
PS - Nanded Gramin.

(b) Name of place from which sent. Dr. SCGMC, Nanded.

(c) Distance of place from which sent.

2. By whom was the corpse brought? NPC - V. R. Mambhwar

3. By whom identified?

4. The date, hour and minute of its receipt. 03:31 PM

(a) The date, hour and minute of beginning post-mortem examination 03:45 PM

(b) The date, hour and minute of ending post-mortem examination 04:45 PM

5. Substance of accompanying Report from police Officer or Magistrate, together with the date of death if known, Supposed cause of death or reason, As per police inquest & requisition letter history of RTA on 18/05/2021 at 20:00 hrs & died during treatment at Dr. SCGMC Nanded on 20/05/2021 at 10:30 hrs supposed cause of death - "DUE to he"

Shri
Shri
एन. आर. श्रीमंगले
वे. नं. 1119 (त. अं.)
पो. स्टे. उस्माननगर

6. If not examined at Dispensary or Hospital -

- (a) Name of place where examined
- (b) Distance from Dispensary or Hospital-
- (c) Reason why the body was not sent to the Dispensary or Hospital

} Not applicable.

II. External Examination

7. Sex, apparent age, race or caste. *Male, 23 years.*

Description of clothes and of ornaments on the body. *Brown blanket, blue lining hospital shirt & pants, red waist thread*

8. **Condition of the clothes** - *Dry, intact.*
Whether wet with water, stained with blood or soiled with vomit or foecal matter.

9. Special marks on the skin such as scars, tattooing etc. any malformations peculiarities or other marks of identification
State of the teeth. *- Identified body
- Teeth - 16/16, intact.*

In newly born infants, the length and (if possible) the weight of the body to be recorded together with the state of the hair, nails and umbilical cord, its length, whether placenta is attached or not, if present *- not applicable.*

10. **Condition of body -**
Whether well-nourished, thin or emaciated warm or cold.

Average built, cold.

11. **Rigor Mortis -** well-marked slight or absent; whether present in the whole body or part only.

well marked present in all body parts.

12. **Extent and signs of decomposition,** presence of post-mortem lividity on buttocks loins, back and thighs or any other part. Whether bullae present and the nature of their contained fluid.
Condition of the cuticle:

No signs of decomposition. Post mortem lividity present over posterior aspect of body, not fixed.

13. **Features-** Whether natural or swollen, state of eyes, position of tongue : nature of fluid (if any) oozing from mouth, nostrils or ears.

Facial features - Natural
Eyes - partially open.
spectacle hematoma present around right eye
Tongue - inside mouth
Mouth }
Nostrils } No oozing.
Ears }

14. **Condition of skin-**Marks of blood etc. In suspected drowning the presence or absence of cutis anserina

Dry, pale.

Signature
[Stamp: 1119 (R.3.)]
[Stamp: ...]

15. Injuries to external genitals. **No injury.**
Indication of purging. **No purging.**

16. **Positions of limbs** - Especially of arms and of fingers in suspected drowning the presence or absence of sand or earth within the nails or on the skin of hands and feet.
→ straight.
→ 01) Lacerated wound present over right temporal region of size 02cm x 01cm x bore deep with contusion present in surrounding area of 03cm diameter, bluish.

17. **Surface wounds and Injuries** - Their nature, position, dimensions (measured) and directions to be accurately stated - their probable age and causes to be noted.
02) Graze abrasion present over right side of face involving right side of forehead, right cheek & right temporal region of size 13cm x 10cm, directed laterally downward.

If bruises be present what is the condition of the subcutaneous tissues?

(N.B. - (When injuries are numerous and cannot be mentioned within the space available they should be mentioned on a separate paper which should be signed.)

03) Graze abrasion present over right lateral aspect of neck of size 10cm x 06cm, directed laterally upwards, reddish brown.

04) Graze abrasion present over left cheek of size 04cm x 03cm, directed laterally upwards, brown.

05) Graze abrasion present over chin in mid part of size 05cm x 02cm, directed upwards, brownish.

06) Graze abrasion present on back on right side of size 05cm x 03cm, brownish.

07) Graze abrasion present over back in lower part directed laterally outwards, brown, of size

08) Multiple abrasions present over dorsum of left & right hand with sizes ranging from 0.5cm x 0.5cm to 2cm x 1cm, brown.

18. Other injuries discovered by external examination or palpation as fractures etc.
09) Abrasion present over dorsum of left foot of size 12cm x 2cm, brown.

→ No fracture.

(a) Can you say definitely that the injuries shown against serial Nos. 17 and 18 are ante mortem injuries?

- Yes, Antemortem.

Internal Examination

3. **Head -**

(i) Injuries under the scalp, their nature.

(ii) **Skull** - Vault and base - describe fractures their sites, dimensions, direction, etc.

(iii) **Brain** - The appearance of its coverings, size, weight and general condition of the organ itself and any abnormality found in its examination to be carefully noted (weight M. 3 grams, F. 2.75 grams.)

→ Underscalp contusion present over right temporal region in an area of 0.6 cm x 0.5 cm with haemorrhage present in right temporalis muscle. - Underscalp contusion present over left parietal prominence in area of 0.4 cm x 0.3 cm, red.

→ Intact, No fracture. Meninges - Intact, congested.

Brain - oedematous
Diffuse sub arachnoid haemorrhage present over both parieto-occipital lobes & cerebellum, multiple haemorrhagic contusions present over basal part of left temporal, basal part of left cerebellar hemisphere.
Contusion present over internal capsule, basal ganglia, pros-midbrain, corpus callosum with contusion present in brain parenchyma,

20. **Thorax -**

(a) Walls, ribs, cartilages - Intact, No fracture

(b) Pleura - Intact, No free blood.

(c) Larynx, Trachea and Bronchi - Intact, No foreign body,

(d) Right Lung } Intact, oedematous, pale.

(e) Left Lung }

(f) Pericardium - Intact

(g) Heart with weight } Intact scanty blood & clot present.

(h) Large Vessels }

एन. आर. श्रीमंगले
जे. नं. 1113 (त. अं.)
पो. रट नरमान नगर

21. Abdomen -

Walls

Peritoneum

Cavity

Intact, No free fluid.

Buccal Cavity, teeth, tongue and Pharynx

Intact, No foreign body.

Oesophagus

Stomach and its contents

ABOUT 100 ml altered blood present
mucosa congested, No abnormal
smell perceived.

Small intestine and its contents.

partly filled with faeces & gases.

Large intestine and its contents.

Liver (with weight) and gall bladder.

Pancreas and Suprarenals

Spleen with weight

Kidneys with weight

Intact, pale

Bladder Intact, empty.

Organs of generations - Intact

Additional remarks with where possible, medical officer's deduction from the state of the contents of the stomach as to time of death and last meal.

- Not commentable.

State which viscera (if any) have been retained for chemical examination and also quote the numbers on the bottles containing the same.


- viscera not preserved.

Spine and Spinal Cord-

Intact, not opened.

Opinion as to the cause/
probable cause of death

" Head injury "



~~Handwritten signature~~

Dr. M. D. Dake

Associate Professor
Deptt. of Forensic Medicine
And Toxicology
Government Medical College
Nanded-431601 (M.S.)

G

Dr. G. B. Mishra

Residents
Dept. of Forensic Medicine
Dr. S.C.G.M.C. Vishnupada
Nanded-431602

~~Handwritten signature~~

Dr. R. L. Hadolikar

Residents
Dept. of Forensic Medicine
Dr. S.C.G.M.C. Vishnupada
Nanded-431602

Handwritten signature

पु.आर. श्रीमंगले
पो.ना.1119 (त.अं.)
पो.स्टे उस्माननगर

Date 20/05/2021

(Signature)

* The Spinal Cord need not be examined unless there are any indications of disease, Strychnia poisoning or injury.

Note - The report must be written and signed immediately after the examination. Medical Officers will attach a duplicate copy to the Civil Surgeon of their district for record in his office.

MUPM. No. 415/2024
DF-20/05/2024

20

Place -----
Dispensary
Civil Hospital

Dr. S.C.G.M.O., Nanded, 20

Forwarded to the Police Sub-Inspector Nanded Commr.

for information with reference to his No. ^{Yashraj MLO/2105 of 20/05/2024} hospital no/105 of 20/05/2024.
2. Viscera has been preserved. It may please be stated immediately whether examination by the Chemical Analyser is necessary or it is to be destroyed.

Dr. R.C. Hadolikar
Resident
Dept. of Forensic Medicine
Dr. S.C.G.M.O. Vishnupada
Nanded-431600.

Dr. G.B. Mishra
Resident
Dept. of Forensic Medicine
Dr. S.C.G.M.O. Vishnupada
Nanded-431600.

Dr. M.D. Dake
Civil Surgeon or M.M.S. Officer
Associate Professor
Deptt. of Forensic Medicine
And Toxicology
Government Medical College
Nanded-431601 (M.S.)

Copy forwarded with compliments to the Civil Surgeon

for information



M.M.S. Officer

Seen and examined by the Civil Surgeon,
20
Remarks of the Civil Surgeon,

(if any)

on

Civil Surgeon