

FORM COMPAA.

(See Rules 253 (c)(iii), 254(80 255(i)(iv)

REPORT ABOUT THE MOTOR VEHICLES ACCIDENTS

1	Name of the Police Station	Nanded Rural, Dist. Nanded
2	CR.No./TAR No. SDE No.	132/2018 U/s 279, 304(A), 337,338 IPC
3	Date, Time and Place of the accident	11/04/2018 *at 17.00 hrs. Nanded to Naigaon Road Jawaharnagar Tq. Dist. Nanded.
4	Name of the Injured/Deceased	1) Kantabai Haridas Kadam 25 years R/o. Tuppa 2) Prayagbai Uttamrao Kadam age 55 years. R/o. Tuppa. 3) Padminibai Ganeshrao Tate are 42 year,R/o. Pokharni Tq. Loha 4) Godavari Mohan Tidke 45 year R/o.Bondhar Tq.Dist. Nanded.
5	Name of Hospital to which he/she was removed	Govt. Hospital Nanded
6	Number of vehicles and type of the vehicle	MH-26-H-7833 Tipper
7	Name and address of the Driver of the vehicle with particulars or driving license of the said Driver and the address of the Issuing Authority of the said Driving License. The number of Badge in case of Public Service Vehicle and the address of the Issuing Authority of the said Badge.	Shaikh Chand Shaikh Ahemad age 45 years Ramagopal street Nizamabad Dist. Nizamabad T.S. DLRTS 016601116 R.T.O. Nizamabad T.S.
8	Name and Address of the Owner of the vehicle as it stands on the date of the accident	Dattprasad Ramchandrao Dhage age 45 R/o. Vajirgaon Tq. Naigaon Nanded
9	Name and address of the insurance Company with whom the vehicle was insured and the Divisional office of the said insurance Company	United India Insurance Company Ltd. Nanded.
10	Number of Insurance Policy/Insurance Certificate and the date of Validity of the insurance Policy/Insurance Certificate.	2306003117 P 101327714 18/04/2018
11	Action taken if any and the result there of	An offence has been registered against the accused. After completion of investigation Charge-sheet has been submitted.

Inspector of Police
Police Station Nanded rural

क्रि.सं. 10

N.C.R.B (एन.सी.आर.बी)
I.I.F.-I (एकीकृत जांच फार्म -I)

FIRST INFORMATION REPORT

(Under Section 154 Cr.P.C.)

प्रथम खबर अहवाल
(कलम १५४ फौजदारी प्रक्रिया संहिता)

1. District (जिल्हा) नांदेड

P.S.(ठाणे): नांदेड

Year (वर्ष): 2018

FIR No.(प्रथम खबर) ०२३४ 132

Date and Time of FIR (प्र. ख. दिनांक आणि वेळ): 13/04/2018 16:57 बजे

2. S.No. (अ.क्र.) Acts (अधिनियम)

S.No. (अ.क्र.)	Acts (अधिनियम)	Sections (कलम)
1	भारतीय दंड संहिता १८६०	304-A
2	भारतीय दंड संहिता १८६०	279
3	भारतीय दंड संहिता १८६०	337
4	भारतीय दंड संहिता १८६०	338
5	भारतीय दंड संहिता १८६०	34

3. (a) Occurrence of offence (गुन्ह्याची घटना):

1. Day बुधवार

Time Period (कालावधी): पहर 6

Date From (दिनांक) 11/04/2018

Date To (दिनांक पर्यंत): 11/04/2018

Time From 16:15 बजे

Time To (वेळेपर्यंत): 16:30 बजे

(b) Information received at P.S. (माहिती मिळालेले

Date (दिनांक): 11/04/2018

Time (वेळ): 16:36 बजे

(c) General Diary Reference (रोजनामचा

Entry No. (नोंद क्र.): 030

Date & Time (दिनांक आणि वेळ): 13/04/2018 16:36 बजे

4. Type of Information (माहितीचा प्रकार): Oral

5. Place of Occurrence (घटनास्थळ):

1. (a) Direction and distance from P.S. (पोलीस ठाण्यापासून दिशापूर्व, 3 किमी

(b) Address (पत्ता): नर्सि ते नायगाव जाणारे रोडवर ज

Beat No. (बिट क्र.):

(c) In case, outside the limit of this Police Station, then (या पोलीस ठाण्याच्या हद्दीबाहेर
Name of P.S. (पोलीस ठाण्याचे District(State) (जिल्हा)

6. Complainant / Informant (तक्रारदार/माहिती देणारा):

(a) Name (नाव): गंजानन पांडुरंग पेडणे वय 27

(b) Father's/Husband's Name (वडील /

पत्नी का नाव):

(c) Date/Year of Birth (जन्म तारीख/वर्ष): 1991

(d) Nationality (राष्ट्रीयत्व): भारत

(e) UID No. (यु.आय.डी).

(f) Passport No. (पारपत्र क्र.):

Date of Issue (अदा केल्याची

Place of Issue (अदा केल्याची ठिकाण):

(g) Id details (Ration Card, Voter ID Card, Passport, UID No., Driving

S.No. (अ.क्र.)	Id Type (ओळखपत्राचा प्रकार)	Id Number (ओळखपत्राचा क्रमांक)
1		

(h) Address (पत्ता):

S.No. (अ.क्र.)	Address Type (पत्त्याचा प्रकार)	Address (पत्ता)
1	वर्तमान पत्ता	बोडार तर्फे हवेली ता. जि. ना. नांदेड, नांदेड, महाराष्ट्र, भारत
2	स्थायी पत्ता	बोडार तर्फे हवेली ता. जि. ना. नांदेड, नांदेड, महाराष्ट्र, भारत

(i) Occupation (व्यवसाय):

(j) Phone number (फोन नं.):

Mobile (मोबाइल नं.):

7. Details of known/suspected/unknown accused with full particulars (माहीत असलेल्या /संशयित/अनोळखी आरोपीचा संपूर्ण पत्ता):

N.C.R.B (एन.सी.आर.बी)
I.I.F.-I (एकीकृत जॉच फॉर्म -I)

S.No.(अ.)	Name (नाव)	Alias (उर्फनाव)	Relative's Name (नातेवाईकाचे)	Present Address (वर्तमान पता)
1	टिप्पर क्र mh 26 h 7833 चा चालक			1. टिप्पर क्र mh 26 h 7833 चा चालक, नांदेड, नांदेड, महाराष्ट्र, भारत

8. Reasons for delay in reporting by the complainant/informant (तक्रारदार/माहिती देणा-याकडून तक्रार करण्यातील विलंबाची कारणे):

9. Particulars of properties of interest (संबंधीत मालमत्तेचा तपशील):

S.No. (क्र.)	Property Category (संपत्ति श्रेणी)	Property Type (संपत्ति का)	Description (विवरण)	Value(In Rs/-) (मूल्य (रु))
--------------	------------------------------------	----------------------------	---------------------	-----------------------------

10. Total value of property (In Rs/-)-संपत्ति का कुल मूल्य(रु में):

11. Inquest Report / U.D. case No., if any (मृत्यु समीक्षा रिपोर्ट / यू.डी.प्रकरण सं., यदि कोई हो):

S.No. (क्र.सं.) UIDB Number (यू.डी.प्रकरण सं.)

12. First Information contents (प्रथम सूचना तथ्य):

जबाब दि 13/04/18 मी गजानन पांडुरंग पेंढे वय 27 वर्ष व्यवसाय चालक रा बोंदर तर्फे (हवेती) ता जि नांदेड पो नं 9970552163. समक्ष पो स्टे नांदेड ग्रा येथे हजर येवुन जबाब लिहून घेण्यास सांगतो कि मी वरिल ठिकाणी आई वडीलासह राहतो दिनांक 1/04/2018 रोजी पासुन मी हनुमान उर्फ बजरंग मोहन तिडके यांच्या कडील MH 27 C 5860 तवरा यागाडीवर चालक म्हणुन कामास आहे. दिनांक 11/04/2018 रोजी हनुमान उर्फ बजरंग मोहन तिडके यांच्या मामाच्या मुलाचे नांदगाव येथील लग्नासाठी सकाळी 9.00 वा.च्या सुमारास बोंदर येथुन गोदावरीबाई मोहनराव तिडके वय 48 वर्ष यांच्या सह नांदगावला जाण्यासाठी निघालो असता वाटेत तुम्हा येथुन प्रयागबाई उत्तमराव कदम वय 50 वर्ष, पदमीनबाई गणेशराव ताटे वय 45 वर्ष, कुता हरिदास कदम वय 25 वर्ष, अंजली माधव कदम वय 28 वर्ष, सविता गजानन कदम वय 24 वर्ष, मीनाक्षी गणेशराव ताटे वय 13 वर्ष, शितल नारायण कदम वय 25 वर्ष चित्राबाई गोविंद तिडके वय 45 वर्ष, गोविंद दत्तराम तिडके वय 50 वर्ष यांना घेवुन नांदगाव ता.लोहा जि.नांदेड येथील लग्नास गेलो व 12.30 वाजताच्या सुमारास लग्न लावुन जेवण करुन 4.15 वा.ते 4.30 वा.चे सुमारास नांदगाव येथुन गावाकडे निघालो हनुमान उर्फ बजरंग मोहन तिडके व गजानन उत्तमराव कदम हे दोघे आमच्या सोबत मोटर सायकलवर निघाले जवाहरनगरच्या पुढे आल्यावर नांदेड कडुन भरधाव वेगाले येणारे टिप्पर क्रमांक MH 26 H 7833 हे डिव्हाडर ओलांडुन आम्हें तवरा गाडीला धडक दिल्याने दोन्ही गाड्या पलटी झाल्याने गाडीतील प्रयागबाई उत्तमराव कदम व कुता हरिदास कदम यांचा घटनास्थळीच निधन झाले. तसेच पदमीनबाई गणेशराव ताटे, अंजली माधव कदम, सविता गजानन कदम, मीनाक्षी गणेशराव ताटे, शितल नारायण कदम, चित्राबाई गोविंद तिडके गोविंद दत्तराम तिडके गोदावरीबाई मोहन तिडके हे गंभीर जखमी झाले. त्यांना हनुमान उर्फ बजरंग मोहन तिडके व गजानन उत्तम कदम यांनी व जमलेल्या लोकांनी वाहना मध्ये टाकुन दवाखान्यात दाखल केले दिनांक 12/04/2018 रोजी सकाळी मला समजले की पदमीनबाई गणेशराव ताटे व गोदावरी मोहनराव तिडके यांचे देखील उपचारा दरम्यान निधन झाले आहे व इतर जखमीवर उपचार चालु आहे. तशी दिनांक 11/04/2018 रोजी सायंकाळी 05.00 वाजताचे दरम्यान आम्ही MH 27 C 5860 तवरा गाडी मध्ये नांदेड कडे येत असताना जवाहर नगर येथे आलो असता त्यावेळी टिप्पर वाहन क्रमांक MH 26 H 7833 चे चालकाने त्याचे त्याव्यातील वाहन टिप्पर हे भरधाव वेगाले हडयई व निष्काळजीपणे चालवुन त्याचे वाहन डिव्हाडर चडुन आम्हें तवरा गाडीला धडक दिल्याने गाडी मध्ये असलेले 1) प्रयागबाई उत्तमराव कदम 2) कुता हरिदास कदम हे जागीच ठार झाले तसेच गंभीर जखमी झालेले गोदावरी मोहन तिडके, पदमीनबाई गणेश ताटे यांचा उपचारा दरम्यान मृत्यु झाला तसेच अंजली माधव कदम, सविता गजानन कदम, मीनाक्षी गणेशराव ताटे, शितल नारायण कदम, चित्राबाई गोविंदराव कदम, गोविंद दत्तराम तिडके हे गंभीर जखमी झाले आहे. सदर टिप्पर क्रमांक MH 26 H 7833 चे चालका विरुद्ध योग्यती कायदेशीर कार्यवाही करावी. माझा जबाब माझे सांगणे प्रमाणे पोलीस स्टेशनच्या संपणकावर टंकलिखित केला तो माझे सांगणे प्रमाणे बरोबर व खरा आहे. समक्ष हा जबाब दिला सही

13. Action taken: Since the above information reveals commission of offence(s) u/s as mentioned at Item No. 2.

(केलेली कारवाई: बाब क्र. 2 मध्ये नमूद केलेल्या कलमान्वये वरील अहवालावरून अपराध घडल्याचे.)

(1) Registered the case and took up the investigation: (प्रकरण नोंदविले आणि तपासाचे काम

(2) Directed (Name of I.O.) (तपास अधिका-याचे नाव): KALYAN Bhaskar Neharkar Rank (पद): SI (Sub-Inspector) No.(क्र.): POBN84011 to take up the Investigation (ला तपास करण्याचे अधिकार दिले) or (किंवा)

(3) Refused investigation due to (ज्या

or (ज्या कारणामुळे तपास करण्यास

(4) Transferred to P.S.(मुन्हा

District (जिल्हा):

on point of jurisdiction (को क्षेत्राधिकार के कारण हस्तांतरित) .

F.I.R. read over to the complainant / informant, admitted to be correctly recorded and a copy given to the complainant / informant free of cost. (प्रथम खबर तक्रारदाराला/खबरीला वाचून दाखविली, बरोबर नोंदविली असल्याचे त्याने मान्य केले आणि तक्रारदाराला/खबरीला खबरीची प्रत मोफत दिली.)


R.O.A.C.(आर. ओ .ए .सी.)

११/१०/११ . .

N.C.R.B (एन.सी.आर.बी)
I.I.F.-I (एकीकृत जाँच फार्म -I)

14. Signature/Thumb impression of the complainant / informant.
(तक्रारदाराची/खबर देणा-याची सही/अंगठा):

15. Date and time of dispatch to the court (न्यायालयात पाठवल्याची तारीख व वेळ):



Signature of Officer in charge, Police Station
(ठाणे प्रभारी अधिका-याची स्वाक्षरी)

Name (नाम): Sunil Bhimrao Nikalje

Rank(पद): I (Inspector)

No.(सं.): POBN71857

CRIME DETAILS FORM

घटनास्थळ पंचनामा/गुन्ह्याचा तपशीलाचा नमुना

1. State महाराष्ट्र Dist. नांदेड P.S. नांदेड F.I.R./Proceeding/G.D. No. ३५१४ Year २०१८ Date ११.५.२०१८
राज्य महाराष्ट्र जिल्हा नांदेड पोलीस ठाणे नांदेड पहिली खबर क्र./कार्यवाही क्र. ३५१४ वर्ष २०१८ तारीख ११.५.२०१८

2. Act and Sections हे. डा. नो. ३५/२०१८ पेळ १७१५ वा प्राप्त माहिती वसण.
अधिनियम व कलमे :

3. The Place of Occurrence shown by :
घटनेचे ठिकाण दाखविण्याचे :

Name गजानन पेंडगे Father's Husband's Name पांडुरंग पेंडगे
नाव : पित्याचे / पतीचे नाव :

Address पय- २७ पेठे थपसाय- चालु वा. बोडार नफे हवेली
पत्ता : ता. जि. नांदेड.

4. TYPE OF CRIME (All including M. O. Crime):
गुन्ह्याचा प्रकार (गुन्ह्याच्या सर्व पध्दती सह) :

(i) *Major Head अपघात (ii) Classification of Major Head
प्रधान शीर्षक : प्रधान शीर्षकाचे वर्गीकरण :

(iii) *Method (s)
पध्दती :

(1) अपघात
(2) _____
(3) _____

(iv) *Conveyances used : टिफर क्र. MH-26 H- 7833
वापरलेली वाहने :

(v) *Character assumed : _____
केलेले वेपंतर / केलेली बतावणी :

(vi) *Language / S. lang. used : _____
वापरलेली भाषा / बोली भाषा :

(vii) *Special Feature-1 : _____
विशेष वैशिष्ट्य - १ :

*Special Feature-2 : _____
विशेष वैशिष्ट्य - २ :

*Special Feature-3 : _____
विशेष वैशिष्ट्य - ३ :

(viii) *Type of place of Occurrence : नसी ते नांदेड फडे जाणारे हायवे जिप्टर जवळ जगद
घटनेच्या ठिकाणाचा प्रकार :

(ix) *Type of property involved (4 Types) :(Major head of the property to be filled)
अंतर्भूत मालमत्तेचे प्रकार :

1) _____ 2) _____
3) _____ 4) _____

5. Particulars of the victims (Attach separate sheet, if required):
बळीचा तपशील (आवश्यक असल्यास स्वतंत्र कागद जोडावा) :

Sr. No. अ. क्र.	Full Name संपूर्ण नाव	Date/Year of Birth जन्म तारीख वर्ष	Sex लिंग	Nationality राष्ट्रीयत्व	Religion धर्म	Whether SC/ST जाती जमाती	Occupation व्यवसाय	Address पत्ता	Injury (Grievous/Simple) दुखापत गंभीर/साधी	Means साधने हत्यारे
1)	पुयागाबाई उल्मकर कदम	55	स्त्री	भारतीय	हिंदू	मराठा	घटकाम व झोती	रा. तुप्पा कोडे	मध्य	
2)	कुंता हरिदास कदम	25	♀	—	—	—	—	पोरपर भोसी कोडे	मध्य	
3)	पद्मिनीबाई जगन्नाथ	42	♀	—	—	—	—	कोडार हेली कोडे कर्त	मध्य	
4)	गोदावरी अशोक तिडके	45	♀	—	—	—	—	तुप्पा कोडे	मध्य	
5)	अंजली माधव कदम	28	♀	—	—	—	—	—	मध्य	
6)	सविता जगन्नाथ कदम	24	♀	—	—	—	—	—	मध्य	
7)	प्रियांका जगन्नाथ	20	♀	—	—	—	शिक्षण	पोरपर कोडी	मध्य	
8)	निर्मल काराजग कदम	28	♀	—	—	—	घटकाम व झोती	वाडी पुस्तक युग्म कोडे	मध्य	
9)	तस्मिनीबाई उर्फ चिन्तामणी	45	♀	—	—	—	—	कोडार हेली कोडी	मध्य	
10)	ज्योतिबाबा तिडके	50	पुरुष	—	—	—	झोती	—	मध्य	
11)	अश्विनी दलका तिडके	05	स्त्री	—	—	—	—	—	मध्य	

6. Motive of crime :
गुन्ह्याचा हेतू :
दयागई व निष्काळजीपणाचे अट्टहास करून

पाहून चाकपूर अपघात.

7. Details of properties Stolen / Involved : [Use appropriate prescribed forms (s) and attach] :
चोरीच्या / अंतर्भूत मालमत्तेचा तपशील (योग्य नमुना वापरवा व सोबत जोडावा) :

8. Description of the place of occurrence :
घटनेच्या जागेचे वर्णन :

आम्ही म.पो.उप.नि. एस. ए. कदम पो. स्ट. नांदेड (व्हा.) यातील मधुद पंचनाम बोलापूर फळपिठे की. पो. स्ट. नांदेड (व्हा.) स्ट. जा. नोंद नं. 35/2018 दि. 11.4.2018 मधील अपघाताच्या घटनास्थळाचा पंचनामा करणेसाठी आपण पंच मधुद जवाहरनगर जवळ हाथवे रोडवर हजर राहा अस फळपिठ्या वलन त्यांनी लगेच सोकार देऊन सदर घटना स्थळी हजर आले.
सदर घटनास्थळी यातील फ्रिजीदी मजदूर पांडुरंग पेडगे हे हजर असून त्यांनी आप्णा व पंचास ओडव्यात हकीकत सांगितली की. दि. 11.4.2018

[Continue ...

8. Description of the place of occurrence (Contd.):

घटनेच्या जागेचे वर्णन (पुढे चालू)

रोजी नांदगाव ता. कोहा जि. नांदेड येथे लज्जतलूक आम्ही तपेरा गाडी क्र. MH-27 C-5860 वरिचे मध्ये असून परत नांदेड कडे येत असताना सायं. ०५०० वा.चे सु. जवाहरनगर जवळ आलो असता समोरून नांदेड कडून येणारा टिप्पर क्र. MH-26-H-7833 च्या चालकाचे त्याचे ताब्यातील टिप्पर भरचापवेनात हायीगई व मिष्काळजी पळे-चालकूण त्याचे टिप्पर डिव्हायडर वर चढून आमचे तपेरा गाडीला धडपु दिल्याचे गाडी मध्ये असलेले १ प्रयागबाई उत्तमराव फदम २ पुंताबाई हरिदास फदम हे जागीच झर आले तसेच गंभीर जल्मी आलेले गोदावरी मोहन तिडके, पद्मनिबाई गजेश ताटे यांचा उपचारा दळ्यात मृत्यु झाला तसेच इतर जल्मी वर उपचार चालु आहे असे सांगून सवचे घटनास्थळ हेच आहे म्हणून दाखविले.

सदरचे घटनास्थळ पहाता हे नसी ते नांदेड कडे जाणारे वाज्यमहामार्ग नं. ०६ वर जवाहरनगर जवळ असून सदर ठिकाणी पश्चिम वाजूस टिप्पर क्र. MH-26-H-7833 हे एका अडगावर फिळर सड्डेने पडलेले दिसत असून त्याच्या समोर उत्तरेस ५० मीटर अंतरावर तपेरा गाडी क्र. MH-27 C-5860 ही दिसत आहे. सदर घटनास्थळाची चूकडिका पाहता पुढील प्रमाणे पूर्वेस - वाड दुभाजक व नांदेड ते नसी जाणारा हायवे टोड व त्या पलिकडे गायराजची मोफली जागा.

पार्श्वेस - नसी ते नांदेड जाणारा हायवे टोड त्या पलिकडे गायराजची मोफली जागा.

उत्तरेस - नांदेड कडून नसी कडे जाणारा दुभाजक हायवे टोड.

दक्षिणेस - नसी कडून नांदेड कडे जाणारा दुभाजक हायवे टोड.

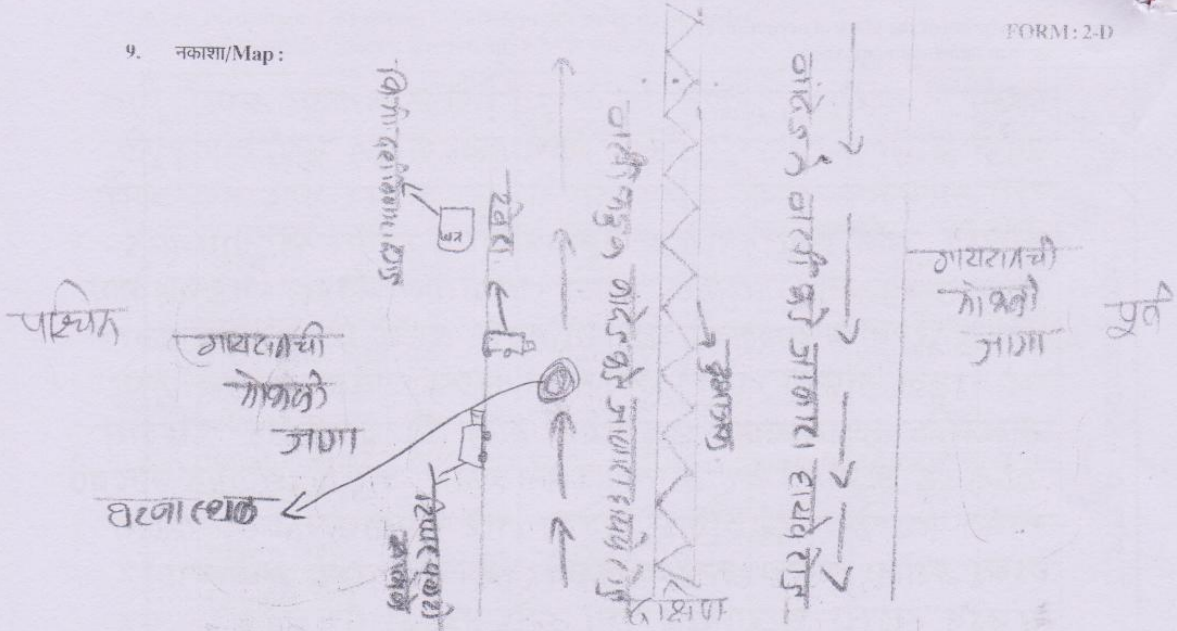
सदरच्या घटनास्थळ पंचनामा आमचे व पंचायते पाहते व दिसते परिस्थिती प्रमाणे केला असून पंचनामा फलेकेस यातील पंच सध्या करणार हे सुकवाती पासून कोपटपवीर झर होते.

सदरच्या केलेला घटनास्थळ पंचनामा बरे वर पथरा आहे.

800

FORM: 2-D

9. नकाशा/Map :



10. Description of physical evidence from the scene of crime for the property recovered / seized for the purpose of investigation :

तपासकामी प्रत्यक्ष पुरावा म्हणून गुन्हाच्या जागेवरून मिळविलेल्या / जप्त केलेल्या मालमतेचे वर्णन :

सुपर बटणीस्थळ वरून दिवार क्र. MH-26 H-7833 ज्याचे सगळे तोंड पांढऱ्या रंगाचे व मागील बाजो पिवळ्या रंगाची असलेली सगळ्या तोंडावर भाष्य लक्ष्मी लिहीलेले. TATA कंपनीचे दिवार ज्याचा चेसिस नं. 373135 CQZ 703883 व इंजिन नं. 647 T 56 CQZ 806813 असलेले दिवार क्र. नं. 450000/3

11. Date and Time of Panchnama Time

घटनास्थळ पंचनाम्याची दिनांक 11.04.2018 वेळ : 1800 ते 1830 पर्यंत.

12. Name Panchas Signature of Panchas

पंचाची नावे : पंचांच्या सहाय : *[Signature]*

(1) साक्षर रामराव कदम वय-32 वर्षे Full Address

पत्ता : वावसाय-बोती रा. पुष्पा ता. जि. नांदेड.

(2) मनोहर गोविंदराव कदम वय-39 वर्षे Full Address

पत्ता : वावसाय-बोती रा. पुष्पा ता. जि. नांदेड.

Name and Signature of Investigation Officer

तपासक अमलदाराची सही

Name *[Signature]*

नाव एस. ए. कदम.

Date : 11.04.2018 दिनांक :

Rank पदनाम WPSR B. No. if any व. नं. : पी. से. कोडेज (व्या.)

MLPM No. 341/18
12/04/18

Memorandum of a post-mortem examination held at Dr. S. C. G. M. C. Nanded Dispensary Hospital

on the dead body of Kehtabai w/o
Haridas
Kadam

Village of Tappa
City

Taluka Nanded

District Nanded

by Dr. S. B. Madewad
Dr. M. R. Nagarse

I. General Particulars—

1. (a) By whom was the corpse sent?

P.O. I. Kadam S.A.
P.O. Nanded gramin

(b) Name of place from which sent.

Casualty

(c) Distance of place from which sent.

Dr. S. C. G. M. C. Nanded.

2. By whom was the corpse brought?

P.O. Humnabade B. No. 359
P.O. Nanded gramin

3. By whom identified?

4. The date, hour and minute of its receipt.

9:30 am

(a) The date, hour and minute of beginning post-mortem examination.

10:50 am

(b) The date, hour and minute of ending post-mortem examination.

11:50 am

12/04/18

5. Substance of accompanying Report from Police Officer or Magistrate, together with the date of death if known. Supposed cause of death or reason, for examination.

As per police inquest and requisition deceased had history of road traffic accident and died on 11/04/18 at before 17:30 hrs.

"Supposed cause of death" Road Traffic accident"

6. If not examined at Dispensary or Hospital—

(a) Name of place where examined.

(b) Distance from Dispensary or Hospital—

(c) Reason why the body was not sent to the Dispensary or Hospital.

Not applicable

II. External Examination—

7. Sex, apparent age, race or caste.

25 years, female.

Description of clothes and of ornaments on the body.

grey white shawl, golden yellow coloured sari, golden yellow blouse, orange coloured parkari, pink cinder pant, silver coiled rings at both 2nd toes, Red nail paint over all finger nails of hand.

8. Condition of the clothes—

Whether wet with water, stained with blood or soiled with vomit or faecal matter.

- Dry, intact

9. Special marks on the skin such as scars, tattooing etc., any malformations peculiarities, or other marks of identification. State of the teeth.

* Body identified by police on duty
- loosening of teeth with presence of blood clots in socket

In newly born infants, the length and (if possible), the weight of the body to be recorded together with the state of the hair, nails and umbilical cord, its length, whether placenta is attached or not, if present, its size and condition.

Not applicable.

1. **Condition of body**— Whether well-nourished, thin or emaciated, warm or cold.

Averagely built, cold

Rigor Mortis—Well-marked, slight or absent; whether present in the whole body or part only.

Well marked in whole body

2. Extent and signs of decomposition, presence post-mortem lividity of buttocks, loins, back and thighs or any other part. Whether bullae present and the nature of their contained fluid. Condition of the cuticle.

No signs of decomposition
- post-mortem lividity present over posterior aspect of body except over pressure areas

3. **Features**—Whether natural or swollen, state of eyes, position of tongue, nature of fluid (if any) oozing from mouth, nostrils or ears.

features - natural
Eyes - partially open, cornea - hazy
Mouth - partially open
Tongue - inside mouth
Nose, ear - oozing of blood

14. **Condition of skin**—Marks of blood etc. In suspected drowning the presence or absence of cutis anserina to be noted.

Nil.

15. Injuries to external genitals.
Indication of purging.

Intact, no injury, no purging

16. **Position of limbs**—
Especially of arms and
of fingers in suspected
drowning the presence or
absence of sand or earth
within the nails or on the
skin of hands and feet.

straight

17. **Surface wounds and
injuries**—Their nature, posi-
tion, dimensions (measured)
and directions to be
accurately stated—their
probable age and causes
to be noted.

- ① Graze abrasion present over anterior aspect of neck of size 22cm x 17cm directed postero-laterally, red.
- ② Crush laceration present on right arm in lower 2/3rd part of size 20cm x 14cm x bone deep, underlying muscles, vessels crushed and underlying bone fractured into pieces with fracture margins irregular, infiltrated with blood.
- ③ Laceration wound present over the root of nose of size 2cm x 1.5cm x tissue deep.
- ④ Contusion of size 1cm x 0.5cm present over lateral part ~~Right~~ arm just below lacerated wound
- ⑤ Graze abrasion present on lateral aspect of right arm below elbow of size 7cm x 5cm directed medially upward, red.
- ⑥ Contused abrasion present over arm of size 5x3cm, 5cm above wrist and 3x3cm, below elbow on lateral aspect
- ⑦ Contused abrasion of size 1cm x 1cm present on upper part of left arm on lateral aspect, red.
- ⑧ Contusion present over right knee of size 2x1cm on extensor surface, red.

If bruises be present what is the condition of the subcutaneous tissues?

(N.B.—(When injuries are numerous and cannot be mentioned within the space available they should be mentioned on a separate paper which should be signed).

18. Other injuries discovered by external examination or palpation as fractures etc.

→ open fracture of humerus in lower 2/3rd of arm on right side with bone fractured into pieces, with fracture margins irregular, infiltrated with blood, surrounding muscles and vessels crushed

- (a) Can you say definitely that the injuries shown against serial Nos. 17 and 18 are ante mortem injuries?

→ Yes, ante-mortem.

III. Internal Examination—

19. Head—

- (i) Injuries under the scalp, their nature.
- (ii) **Skull**—Vault and base—describe fractures, their sites, dimensions, directions, etc.
- (iii) **Brain**—The appearance of its coverings, size, weight and general condition of the organ itself and any abnormality found in its examination to be carefully noted (weight M. 3 grams F. 2.75 grams).

Self galeal haemorrhage over left parietal and right occipitotemporal region, red.

- Comminuted fracture over temporal mastoid, occipital region with multiple bone pieces present, extending to anterior, middle cranial fossa, on right side, fracture margins irregular, infiltrated with blood.
- Subdural haemorrhage present over right parieto-occipito-mastoid region on right side
- Subarachnoid haemorrhages present as patches at places over right temporal, occipital, parietal region.

20. Thorax—

(a) Walls, ribs, cartilages

① Right 1st to 5th ribs fractured on aspect with fracture margins irregular infiltrated with blood.

(b) Pleura

② Sternum fracture at junction with body of ^{Mandib.} sternum. about 500 ml fluid blood present in pleura of right side!

(c) Larynx, Trachea and Bronchi.

Intact, no foreign body.

(d) Right Lung

(e) Left Lung

} Lung laceration present over right lung with respect to ribs fracture, collapse.

(f) Pericardium intact

(g) Heart with weight

(h) Large vessels

} intact, blood and blood clots present

(i) Additional remarks. Nil.

21. Abdomen—

Walls Intact

Peritoneum } Intact, no free fluid.
Cavity }

Buccal Cavity, teeth, tongue and Pharynx. Intact, no foreign body

Esophagus Intact

Stomach and its contents } Intact, about 500ml yellowish food material present, no abnormal smell.

Small intestine and its contents. } Intact, pale
Large intestine and its contents. }

Liver (with weight) and gall bladder. } Multiple lacerations present over liver in right lobe anterior, posterior, inferior surface with blood clots adherent to margins, margins irregular, infiltrated with blood.
Pancreas and Suprarenals } Intact, pale

Spleen with weight } Multiple lacerations present over anterior surface of spleen with blood clots adherent to margins, margins irregular, infiltrated with blood.
Kidneys with weight } Intact, pale

Bladder Intact, empty

Organs of generations Intact

Additional remarks with where possible, medical officer's deduction from the state of the contents of the stomach as to time of death and last meal. Nil

State which viscera (if any) have been retained for chemical examination and also quote the numbers on the bottles containing the same. No viscera preserved

22. *Spine and Spinal Cord—

'Intact, not opened'

Opinion as to the cause
probable cause of death.

"Head injury with blunt trauma
to chest and abdomen"

~~Signature~~
Dr. M. R. Nagar
Resident
Dept. of Forensic Medicine
Dr. S.C.G.M.C. Vishnupur
Nanded-431600

~~Signature~~
Dr. S.B. Madewad
Asst. Professor
Dept. Of Forensic Medicine & Toxicology
Dr. Shankarrao Chavan Govt.
Medical College, Nanded.

Dated

12/04/18

(Signature)

*The Spinal Cord need not be examined unless there are any indications of disease, Strychnia poisoning or injury.

Note—The report must be written and signed immediately after the examination. Medical Officers will at once despatch a duplicate copy to the Civil Surgeon of their district for record in his office.

Great care should be taken not to cut the viscera before they have been inspected *in situ*.

8

No. MLPM NO. 341/18
12/04/18

Dispensary
Place Dr. S.C.G.M.C. Nanded
Civil Hospital

Forwarded to the Police Sub-Inspector Nanded Gramin.

for information with reference to his No. _____ of _____ 20

2. Viscera has been preserved. It may please be stated **Immediately** whether examination by the Chemical Analyser is necessary or it is to be destroyed.

~~Signature~~
Dr. M. R. Nagare.
Resident
Dept. of Forensic Medicine
Dr. S.C.G.M.C. Vishnupur
Nanded-431608

Madef
Dr. S. B. Madewad.
Civil Surgeon or M. M. S. Officer
Asst. Professor
Dept. of Forensic Medicine & Toxicology
Dr. Shankarrao Chavan Govt.
Medical College, Nanded.

Copy forwarded with compliments to the Civil Surgeon, _____ for information.

M. M. S. Officer

Seen and examined by the Civil Surgeon, _____

20

Remarks of the Civil Surgeon, _____



(if any)

Civil Surgeon

MGMP No. 340118
12/04/18

Memorandum of a post-mortem examination held at Dr. S. C. G. M. C. Nanded Dispensary Hospital
on the dead body of Prayagbai Uttamrao Kadam Village of 1 CIPPA
Taluka Nanded District Nanded by Dr. S. B. Madewad
Dr. M. R. Nagare

t. General Particulars

1. (a) By whom was the corpse sent? P. S. I. Kadam S. A.
P. S. Nanded gramim

(b) Name of place from which sent. } casualty
Dr. S. C. G. M. C. Nanded.
(c) Distance of place from which sent.

2. By whom was the corpse brought? } P. C. Aade B. No. 1396
P. S. Nanded gramim
3. By whom identified?

4. The date, hour and minute of its receipt. 9:30 am
12/04/18

(a) The date, hour and minute of beginning post-mortem examination. 9:50 am

(b) The date, hour and minute of ending post-mortem examination. 10:50 am

5. Substance of accompanying Report from Police Officer or Magistrate, together with the date of death if known. Supposed cause of death or reason for examination. As per police inquest and requisition deceased had history of road traffic accident and died on 11/04/18 at 17:30 hrs.

Supposed cause of death - "Road traffic accident."

6. If not examined at Dispensary or Hospital—

(a) Name of place where examined.

(b) Distance from Dispensary or Hospital—

(c) Reason why the body was not sent to the Dispensary or Hospital.

Not applicable

II. External Examination—

7. Sex, apparent age, race or caste.

55 years, female

Description of clothes and of ornaments on the body.

black blouse, blue lugadi, grey brown shawl, bindi red coloured, nose ring golden coloured, beaded mala, grey shawl, 10 green bangles in left hand, silver coiled ring at both 2nd toes, red colour staining over both feet

8. Condition of the clothes— Whether wet with water, stained with blood or soiled with vomit or foecal matter.

Dry, torn at places blouse,

9. Special marks on the skin such as scars, tattooing etc., any malformations peculiarities, or other marks of identification. State of the teeth.

Body identified by police on duty

- Teeth 16/16

- Tattoo of lines and dots present over right arm below elbow and left arm below elbow on flexor aspect

In newly born infants, the length and (if possible), the weight of the body to be recorded together with the state of the hair, nails and umbilical cord, its length, whether placenta is attached or not, if present, its size and condition.

Nil.

10. **Condition of body**—Whether well-nourished, thin or emaciated, warm or cold

Average built, cold

11. **Rigor Mortis**—Well-marked, slight or absent; whether present in the whole body or part only.

Well marked in whole body

12. **Extent and signs of decomposition**, presence post-mortem lividity of buttocks, loins, back and thighs or any other part. Whether bullae present and the nature of their contained fluid. Condition of the cuticle.

- No signs of decomposition
- post-mortem lividity present over posterior aspect of body except over pressure areas, fixed.

13. **Features**—Whether natural or swollen, state of eyes, position of tongue: nature of fluid (if any) oozing from mouth, nostrils or ears.

Features - natural
Eyes - partially open cornea - hazy
Mouth - closed
Tongue - inside mouth
Nose, ear - oozing of blood

14. **Condition of skin**—Marks of blood etc. In suspected drowning the presence or absence of cutaneous anserina to be noted.

N/A.

15. Injuries to external genitals.
Indication of purging.

Intact. No injury, no purging

16. *Position of limbs*—
Especially of arms and
of fingers in suspected
drowning the presence or
absence of sand or earth
within the nails or on the
skin of hands and feet.

straight

17. *Surface wounds and
injuries*—Their nature, position,
dimensions (measured)
and directions to be
accurately stated—their
probable age and causes
to be noted.

If bruises be present what is
the condition of the
subcutaneous tissues?

(N.B.—(When injuries are
numerous and cannot be
mentioned within the space
available they should be
mentioned on a separate
paper which should be
signed).

18. Other injuries discovered by
external examination or
palpation as fractures etc.

No fracture on external
examination.

(a) Can you say definitely
that the injuries shown
against serial Nos. 17
and 18 are ante mortem
injuries?

Yes, ante-mortem.

- ① Graze abrasion present over lower part of left scapular region. directed horizontally, in an area 15cm x 10cm, red
- ② Contusion present over posterior trunk just below neck in midline in an area of 18cm x 10cm, Red.
- ③ Contusion present over flexor part of right arm on upper one third part in an area of 5cm x 3cm, blue
- ④ Contusion present over right elbow in an area of 3cm x 3cm, red.
- ⑤ Cut laceration present over right pinna dividing pinna into two pieces, 7cm x 3cm x bone deep. Margins contused, irregular, infiltrated with blood.
- ⑥ Laceration surrounded by graze over right cheek, 3cm x 1cm x tissue deep, margins irregular,

Internal Examination—

19. Head—

(i) Injuries under the scalp, their nature.

No injury under scalp.

(ii) Skull—Vault and base—describe fractures, their sites, dimensions, directions, etc.

No fracture

(iii) Brain—The appearance of its coverings, size, weight and general condition of the organ itself and any abnormality found in its examination to be carefully noted (weight M. 3 grams F. 2.75 grams).

Meninges - intact, pale

Brain - intact, pale

20. Thorax—

(a) Walls, ribs, cartilages

① Right 3rd to 4th, 5th, 7th ribs fractured in mid-clavicular line, margins irregular, infiltrated with blood

② Left 4th to 8th ribs fractured in mid-clavicular line, fracture margins irregular, infiltrated with blood.

(b) Pleura

③ sternum fracture in lower one third.

(c) Larynx, Trachea and Bronchi.

About 800 ml fluid blood in left pleural cavity and 1 litre in right pleural cavity. Intact, no foreign body.

(d) Right Lung

(e) Left Lung

Both lungs collapsed, with two laceration wound parenchymal deep present over lower lobe left lung, margins irregular, infiltrated with blood.

(f) Pericardium

intact

(g) Heart with weight

intact, two contusions present over aorta, blood and blood clots present.

(h) Large vessels

(i) Additional remarks.

Nil.

21. **Abdomen**—

Walls intact

Pertoneum } intact, no free fluid
Cavity }

Buccal Cavity, teeth, tongue and Pharynx. intact, no foreign body

Desophagus intact

Stomach and its contents } intact, about 800ml semidigested yellow food material present, no abnormal smell, mucosa congested

Small intestine and its contents. } intact, pale, partly loaded with faeces and gases
Large intestine and its contents. }

Liver (with weight) and gall bladder. - multiple laceration over right lobe of liver on postero-lateral aspect. Margins irregular with blood clots adherent to margins.

Pancreas and Suprarenals - intact, pale

Spleen with weight }
Kidneys with weight }

Bladder intact, empty

Organs of generations intact

Additional remarks with where possible, medical officer's deduction from the state of the contents of the stomach as to time of death and last meal. Nil

State which viscera (if any) have been retained for chemical examination and also quote the numbers on the bottles containing the same. Viscera not preserved.

MLPM No. 343/118
12104118.

Memorandum of a post-mortem examination held at

Dispensary
Hospital

Todawari w/o
on the dead body of Mohan Tidke of Village Bendar, Haveli
City

Taluka Nanded, District Nanded, by Dr. S. B. Madecoad
Dr. M. R. Nagare

k. General Particulars

1. (a) By whom was the
corpse sent?

P.S.I. Kadam. S.A.
P.S. Nanded gramim

(b) Name of place from
which sent.

} casualty
Dr. S. C. G. M. C. Nanded.

(c) Distance of place
from which sent.

2. By whom was the corpse
brought?

P.C. Humnabade B.No. 359
P.S. Nanded gramim.

3. By whom identified?

4. The date, hour and minute
of its receipt.

11: 10 am

(a) The date, hour and
minute of beginning
post-mortem exami-
nation.

12: 50 pm

12104118

(b) The date, hour and
minute of ending
post-mortem exami-
nation.

1: 50 pm

5. Substance of accompa-
nying Report from Police
Officer or Magistrate,
together with the date of
death if known. Supposed
cause of death or reason,
for examination.

As per police inquest and requisition
deceased had history of road traffic
accident on 11/4/18 at 17:30 hrs and
died during treatment on 11/4/18 at
22:45 hrs.

Supposed cause of death "Road traffic
accident."

6. If not examined at Dispensary or Hospital—

- (a) Name of place where examined.
- (b) Distance from Dispensary or Hospital—
- (c) Reason why the body was not sent to the Dispensary or Hospital.

} Not applicable

II. External Examination—

7. Sex, apparent age, race or caste.

45 years, female

Description of clothes and of ornaments on the body.

One green lungi, dark green blouse, hospital bandage present over left upper limb.

8. Condition of the clothes— Whether wet with water, stained with blood or soiled with vomit or foecal matter.

Dry, intact

9. Special marks on the skin such as scars, tattooing etc., any malformations peculiarities, or other marks of identification. State of the teeth.


Body identified by police on duty
Teeth - 16/16

In newly born infants, the length and (if possible), the weight of the body to be recorded together with the state of the hair, nails and umbilical cord, its length, whether placenta is attached or not, if present, its size and condition.

} Not applicable

Condition of body—
Whether well-nourished, thin
or emaciated, warm or cold.

Average built, cold



11. **Rigor Mortis**—Well-marked,
slight or absent; whether
present in the whole body or
part only.

- Well marked in whole body



12. **Extent and signs of decom-
position, presence post-
mortem lividity of buttocks,
loins, back and thighs or any
other part. Whether bullae
present and the nature of
their contained fluid.
Condition of the cuticle.**

- No signs of decomposition
- post-mortem lividity present over
posterior aspect of body, except over
pressure areas, not fixed.



13. **Features**—Whether natural
or swollen, state of eyes,
position of tongue : nature of
fluid (if any) oozing from
mouth, nostrils or ears.

Features - natural
Eyes - closed cornea - hazy
Mouth - closed
Tongue - inside mouth
Ear, nose - no oozing

14. **Condition of skin**—Marks
of blood etc. In suspected
drowning the presence or
absence of cutis anserina
to be noted.

Nil.

15. Injuries to external genitals.
Indication of purging.

Intact, no injury, no purging

16. Position of limbs— → Straight

Especially of arms and of fingers in suspected drowning the presence or absence of sand or earth within the nails or on the skin of hands and feet.

① 02 therapeutic drain wound present over both sides of chest, on lateral aspect of size $1.5\text{cm} \times 0.5\text{cm} \times$ cavity deep, margins clean cut.

② Lacerated wound present over left forearm midpart of size

17. Surface wounds and injuries—Their nature, position, dimensions (measured) and directions to be accurately stated—their probable age and causes to be noted.

$1.5\text{cm} \times 1\text{cm} \times$ muscle deep, margins irregular, infiltrated with blood.

If bruises be present what is the condition of the subcutaneous tissues?

(N.B.—(When injuries are numerous and cannot be mentioned within the space available they should be mentioned on a separate paper which should be signed).

18. Other injuries discovered by external examination or palpation as fractures etc.

① fracture of humerus of left side in midpart
② fracture of left radius and ulna in upper part
③ fracture of both clavicle in mid-part

All the fracture margins are irregular, infiltrated with blood.

(a) Can you say definitely that the injuries shown against serial Nos. 17 and 18 are ante mortem injuries?

Yes, ante mortem.

11. Internal Examination—

19. Head—

(i) Injuries under the scalp, their nature.

No injury under the scalp.

(ii) Skull—Vault and base—describe fractures, their sites, dimensions, directions, etc.

No fracture

(iii) Brain—The appearance of its coverings, size, weight and general condition of the organ itself and any abnormality found in its examination to be carefully noted (weight M. 3 grams F. 2.75 grams).

Meninges - intact, pale

Brain - intact, pale

20. Thorax—

(a) Walls, ribs, cartilages

① fracture of first to 6th ribs in mid-clavicular line and 6th to 7th in anterior axillary line on right side

② fracture of left 1st to 7th ribs in midclavicular line

(b) Pleura

→ About 800ml of fluid, blood present in right pleural cavity

(c) Larynx, Trachea and Bronchi.

- Intact, no foreign body.

(d) Right Lung

} intact, pale

(e) Left Lung

(f) Pericardium intact

(g) Heart with weight

→ lacerated wound present over apex of heart, on posterior aspect of size 2cm x 0.5cm x muscle deep.

(h) Large vessels

(i) Additional remarks.

Nil.

21. **Abdomen**

Walls intact

Peritoneum } Intact, no free fluid
Cavity }

Buccal Cavity, teeth, tongue and Pharynx. Intact, no foreign body

Esophagus intact

Stomach and its contents } Intact, about 500ml yellowish food material present, no abnormal smell perceived.

Small intestine and its contents. } Intact, pale, partly loaded with faeces and gases.
Large intestine and its contents. }

Liver (with weight) and gall bladder.

Pancreas and Suprarenals

Spleen with weight

Kidneys with weight

} Intact, pale

Bladder Intact, empty

Organs of generations Intact

Additional remarks with where possible, medical officer's deduction from the state of the contents of the stomach as to time of death and last meal. Nil

State which viscera (if any) have been retained for chemical examination and also quote the numbers on the bottles containing the same. Viscera not preserved.

7
*Spine and Spinal Cord—

Intact, not opened

Opinion as to the cause
probable cause of death.

" Blunt trauma to chest with
fracture of left humerus, radius
and ulna "

~~M.R.~~
Dr. M. R. Nagare

Resident

Dept. of Forensic Medicine,

Dr. S.C.G.M.C. Vishnupur

N. Med. - 31009

Grad
Dr. S. B. Madewad

Asst. Professor

Dept. Of Forensic Medicine & Toxicology

Dr. Shankarrao Chavan Govt.

Medical College, Nanded.

Dated

12/04/18

(Signature)

*The Spinal Cord need not be examined unless there are any indications of disease, Strychnia poisoning or injury.

Note—The report must be written and signed immediately after the examination. Medical Officers will at once despatch a duplicate copy to the Civil Surgeon of their district for record in his office.

Great care should be taken not to cut the viscera before they have been inspected *in situ*.

No.

MLPM No 343/18
12/04/18

Place Dispensary
 Civil Hospital

Dr. S.C.G.M.C. Nanded

Forwarded to the Police Sub-Inspector Nanded gramin

for information with reference to his No. _____ of 20 _____

2. Viscera has been preserved. It may please be stated **Immediately** whether examination by the Chemical Analyser is necessary or it is to be destroyed.

~~Signature~~
Dr. M. R. Nagare

Resident
Dept. of Forensic Medicine
Dr. S.C.G.M.C. Vishnupur
Nanded-431008

~~Signature~~
Dr. S. B. Madewad

~~Civil Surgeon or M. M. S. Officer~~
Asst. Professor
Dept. of Forensic Medicine & Toxicology
Dr. S.C.G.M.C. Vishnupur
Nanded-431008

Copy forwarded with compliments to the Civil Surgeon, _____ for information.


M. M. S. Officer

Seen and examined by the Civil Surgeon, _____ on _____

20 _____

Remarks of the Civil Surgeon; _____

(if any)



Civil Surgeon

MILPM NO 342/118
12/04/118

Memorandum of a post-mortem examination held at Dr. S. C. G. M. C. Nanded Dispensary Hospital

on the dead body of Kadminben Ganesh Tate Village of Pokharbhosi City

Taluka Loha, District Nanded, by Dr. S. B. Madewad
Dr. M. R. Nagare

I. General Particulars

1. (a) By whom was the corpse sent? P.S.I. Kadam S.A.
P.S. Nanded gramin

(b) Name of place from which sent. } Casualty
(c) Distance of place from which sent. } Dr. S. C. G. M. C. Nanded

2. By whom was the corpse brought? } P.C. Humnabade B.No. 359
3. By whom identified? } P.S. Nanded gramin

4. The date, hour and minute of its receipt. 10:45 AM

(a) The date, hour and minute of beginning post-mortem examination. 11:50 AM } 12/04/118

(b) The date, hour and minute of ending post-mortem examination. 12:50 PM

5. Substance of accompanying Report from Police Officer or Magistrate, together with the date of death if known. Supposed cause of death or reason, for examination.
As per police inquest and requisition deceased had history of road traffic accident on 11/04/118 and died on 11/04/118 at 19:45 hrs.

Supposed cause of death - "Road traffic accident"

6. If not examined at Dispensary or Hospital--

- (a) Name of place where examined.
- (b) Distance from Dispensary or Hospital--
- (c) Reason why the body was not sent to the Dispensary or Hospital.

} Not applicable

II. External Examination--

7. Sex, apparent age, race or caste.

42 years, female

Description of clothes and of ornaments on the body.

Red bindi, green sari, light green parka, silver coiled ring at both toes 2nd toes, red blouse, red nail paint over all nails of hand and feet, 2 ear rings in left and 2 in right ear, nose ring, small beaded mala, left hand 6 green bangles.

8. Condition of the clothes-- Whether wet with water, stained with blood or soiled with vomit or faecal matter.

- Dry, intact

9. Special marks on the skin such as scars, tattooing etc., any malformations peculiarities, or other marks of identification. State of the teeth.

- Body identified by police on duty
- Teeth - 16/16
~~to~~
~~16/16~~

In newly born infants, the length and (if possible), the weight of the body to be recorded together with the state of the hair, nails and umbilical cord, its length, whether placenta is attached or not, if present, its size and condition.

} Not applicable.

10. **Condition of body**—Whether well-nourished, thin or emaciated, warm or cold.

Average built, cold

11. **Rigor Mortis**—Well-marked, slight or absent; whether present in the whole body or part only.

Well marked in whole body

12. Extent and signs of decomposition, presence post-mortem lividity of buttocks, loins, back and thighs or any other part. Whether bullae present and the nature of their contained fluid. Condition of the cuticle.

No signs of decomposition
post-mortem lividity present over posterior aspect of body except over pressure areas.

13. **Features**—Whether natural or swollen, state of eyes, position of tongue: nature of fluid (if any) oozing from mouth, nostrils or ears.

Features - natural
Eyes - closed, cornea hazy
Mouth - open
Tongue - clinched between teeth
Nose, ears - oozing of blood.

14. **Condition of skin**—Marks of blood etc. In suspected drowning the presence or absence of cutes anserina to be noted.

Nil.

15. Injuries to external genitals.
Indication of purging.

Intact
No injury, No purging

16. **Position of limbs**—
Especially of arms and
of fingers in suspected
drowning the presence or
absence of sand or earth
within the nails or on the
skin of hands and feet.

straight

17. **Surface wounds and
injuries**—Their nature, posi-
tion, dimensions (measured)
and directions to be
accurately stated—their
probable age and causes
to be noted.

If bruises be present what is
the condition of the
subcutaneous tissues?

(N.B.—When injuries are
numerous and cannot be
mentioned within the space
available they should be
mentioned on a separate
paper which should be
signed).

- ① stitch wound present over forehead
in midline of size 10cm in length, 4 stitches
in situ with abrasion present in surround-
ing area of size 5cm x 3cm. Red.
- ② Graze abrasion present over right
zygomatic region of size 7cm x 3cm
obliquely placed directed downward,
medially, red.
- ③ Laceration wound over lower lip,
right side, horizontally placed of
size 2cm in length, margins irregular
infiltrated with blood.
- ④ Lacerated wound present over right
occipito-temporal region of size
5cm x 1.5cm x bone deep, margins irreg-
ular, infiltrated with blood.
- ⑤ Laceration-avulsion wound present
over right ear upper part of size
3cm x 2cm x cartilage deep, margins
irregular, infiltrated with blood.

18. Other injuries discovered by
external examination or
palpation as fractures etc.

① fracture of right humerus
in upper one third part.

- (a) Can you say definitely
that the injuries shown
against serial Nos. 17
and 18 are ante mortem
injuries?

Yes, ante mortem.

III. Internal Examination—

19. Head—

- (i) Injuries under the scalp, their nature. Diffuse haemorrhage present under scalp, red
- (ii) Skull—Vault and base—describe fractures, their sites, dimensions, directions, etc. ① Linear fracture present over left side of frontal bone extending upwards medially upto the right parietal bone, downwards extending to right, anterior cranial fossa
- (iii) Brain—The appearance of its coverings, size, weight and general condition of the organ itself and any abnormality found in its examination to be carefully noted (weight M. 3 grams F. 2.75 grams). Meninges— intact, pale
Brain— contusion present at base of left frontal lobe

20. Thorax—

- (a) Walls, ribs, cartilages ① 1st to 7th ribs on left side fractured postero-laterally, fracture margins irregular, infiltrated with blood.
- (b) Pleura ② Right 1st to 5th ribs fracture present mid-clavicular line, fracture margins irregular, infiltrated with blood.
- (c) Larynx, Trachea and Bronchi. ① about 1 litre of fluid blood present
→ Intact, no foreign body.
- (d) Right Lung } Both lungs collapsed.
- (e) Left Lung }
- (f) Pericardium intact
- (g) Heart with weight } Intact, blood and blood clots present
- (h) Large vessels }
- (j) Additional remarks. Nil.

21. Abdomen—

Walls intact

Peritoneum } intact, no free fluid
Cavity }

Buccal Cavity, teeth, tongue and Pharynx. intact, no foreign body

Desophagus intact

Stomach and its contents } Intact, semidigested about 500ml yellow food material present, no abnormal smell, mucosa congested.

Small intestine and its contents. } Intact, pale, partly loaded with faeces and gases

Large intestine and its contents.

Liver (with weight) and gall bladder. Laceration over right lobe of liver obliquely placed, margins irregular, infiltrated with blood.

Pancreas and Suprarenals } Intact, pale

Spleen with weight }

Kidneys with weight }

Bladder intact, empty

Organs of generations intact

Additional remarks with where possible, medical officer's deduction from the state of the contents of the stomach as to time of death and last meal. Nil

State which viscera (if any) have been retained for chemical examination and also quote the numbers on the bottles containing the same. NO viscera preserve

Spine and Spinal Cord—

'Intact, not opened'

Opinion as to the cause
probable cause of death.

"Head injury with blunt trauma to
chest and abdomen"

~~M.R.~~

[Dr. M. R. Nagere]

Resident
Dept. of Forensic Medicine
Dr. S.C.G.M.C. Vishnupur,
Nanded-431608.

~~Madwad~~

[Dr. S. B. Madwad]

Asst. Professor
Dept. Of Forensic Medicine & Toxicology
Dr. Shenkarrao Chavan Govt.
Medical College, Nanded.

Dated

12/04/18
20

(Signature)

*The Spinal Cord need not be examined unless there are any indications of disease, Strychnia poisoning or injury.
Note—The report must be written and signed immediately after the examination. Medical Officers will at once despatch a duplicate copy to the Civil Surgeon of their district for record in his office.
Great care should be taken not to cut the viscera before they have been inspected *in situ*.

No. ⁸ MLPM No. 342118
12/04/18

Place ^{Dispensary} ~~Civil Hospital~~ Dr. S.C.G.M.C. Nanded.

Forwarded to the Police Sub-Inspector Nanded gramin

for information with reference to his No. of 20

2. Viscera has been preserved. It may please be stated **Immediately** whether examination by the Chemical Analyser is necessary or it is to be destroyed.

~~Dr. M. R. Nagare~~
Dr. M. R. Nagare
Resident
Dept. of Forensic Medicine
Dr. S.C.G.M.C. Vishnupuri
Nanded-431600

~~Dr. S. B. Madewad~~
Dr. S. B. Madewad
Civil Surgeon or M. M. S. Officer
Asst. Professor
Dept. Of Forensic Medicine & Toxicology
Dr. Shankarrao Chavan Govt.
Medical College, Nanded.

Copy forwarded with compliments to the Civil Surgeon, for information.

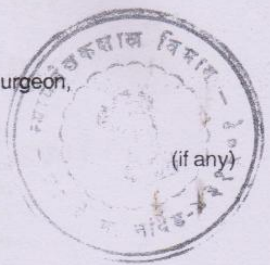
M. M. S. Officer

Seen and examined by the Civil Surgeon,

20

Remarks of the Civil Surgeon,

(if any)



Civil Surgeon

MEDICO LEGAL CERTIFICATE

To, **THE POLICE INSPECTOR**

Tq. Nanded Dist. Nanded.

DoA : 11/4/18
DoD : 4/5/18

Name of Injured Kaalam Gitta Arjuna.
Identification Marks Mole in middle of upper abdomen
25 mole on cheek

Age: 25y Sex F
No. Prv 1804/25
Dated 20/5/18

Sr. No.	Name of injury	Site & Part of body on which injury inflicted	Size-shape & Margine & direction	Age	Type of weapon used	Nature of Injured	REMARKS
1	cutted wound	Frontal region forehead	2.5cm	-	-	-	
2	cutted wound	lower lip	1.1cm	-	-	-	
3	cutted wound	chin	5cm	-	-	-	
4	cutted wound	oral cavity	1.0cm	-	-	-	
5	1.5cm 1.5cm 12/07/18	Para-trauma (Anterior) contusion seen.	healed	for	Hand & But	gross	
6	tooth loss	tooth # (11, 12, 13, 14)	(11, 12, 13, 14)	from	Hand & But	gross	

YASHOSAI HOSPITAL
 Neurosurgical & Trauma Care Centre
 Kautha, Nanded-431603 (M.S.)
 Ph: 02462-292001

MEDICO LEGAL CERTIFICATE

To, **THE POLICE INSPECTOR**

DoA: 11/6/18

POD: 18/4/18

Age: 30y Sex: M

Tq. Nanded Dist. Nanded


No. Prb/18/4/24

Name of Injured Kadlam Ajay Mathew.

Dated 20/5/18

Identification Marks 1) mole on R side of neck
2) mole on Y shoulder

Sr. No.	Name of injury	Site & Part of body on which injury inflicted	Size-shape & Margine & direction	Age	Type of weapon used	Nature of Injured	REMARKS
1)	① cont	head		fm	Hand	fracture	
2)	② Scar ③ Fracture ④ Fracture ⑤ Fracture	fracture of distal radius & ulna bone with distal humerus swelling mandible & acromioclavicular region is noted. No cerebral contusion is seen. No SDH/EDH is seen.		fm	Hand	fracture	


YASHOSAI HOSPITAL
 Neurosurgical & Trauma Care Centre
 Kautha, Nanded-431603 (M.S.)
 Ph.: 02462-202001

MEDICO LEGAL CERTIFICATE

To,
THE POLICE INSPECTOR

Tq. Nanded Dist. Nanded

POA: 11/4/18
DOD: 22/4/18

Age: 16y Sex: F
No. PR/1804/26
Dated 20/5/18

Name of Injured Tate Minalkshi Chamesh
Identification Marks 1) mole on (R) cheek
2) mole on (L) eyebrow (medially).

Sr. No.	Name of injury	Site & Part of body on which injury inflicted	Size-shape & Margine & direction	Age	Type of weapon used	Nature of Injured	REMARKS
1)	clavicle	fracture left		fresh	Hand & Bmt	gunshot	
2)	abrasion	(R) cheek	3x3cm	fr	Hand & Bmt	simple	
3)	cr. Scan Brain 11/4/18	mild SAH noted. fracture of (R) zygomatic arch & lateral wall of (R) orbit		fr	Hand & Bmt.	gunshot	
4)	x-ray arm 11/4/18	fracture (L) clavicle		fr	Hand & Bmt	gunshot	

[Signature]
YASHOSAI HOSPITAL
Neurosurgical & Trauma Care Centre
Kautha, Nanded-431601 (M.S.)
Ph.: 02462-202001

MEDICO LEGAL INJURY CERTIFICATE

SWA / 2018 / 732
1 1

Sr.No. 152

No. MLCNO/NJH/

Name Ashwin Anand Tette Age 4 Sex F

Adhav Hospital's Nirmal Neurocare and Superspeciality Center, Paras Plaza, Doctor's Lane, near busstand, Nanded. Ph.247766,247799

Brought by Relative R/o. _____

Identification Marks 1]

2]

Date:

Sr. No.	Type of Injury	Site of Injury	Measurements of Injury	Nature of Injury Simple / Girvious	Age of Injury	Object of Injury	Remark
1	Closed Head Injury	Brow	Diffuse Actual Injury	Gross	few Mon	Blunt	By

R
09/06/18.

To,
1] P.S.I. Police Station Nanded Gramin
2] Personal Copy to _____

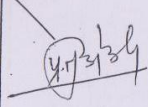
Sign
Nirmal Neurocare and Superspeciality Center
MS, MCh Neurosurgery
Reg. No. 2002/03/1648

MEDICO LEGAL CERTIFICATE

To,
 THE POLICE INSPECTOR Nanded Gramin
 Tq. Nanded Dist. Nanded
 Name of Injured Chitambai Govind Tidke
 Brought by P.C. Nanded Gramin
 Identification Marks: mole (L) side neck

Outward No. 52/18
 Dated 09/06/18
 Age _____ Sex _____
 Offence under Letter _____
 No. _____
 Dated _____

Name of Injury	Site & Part of Body on which injury inflicted	Size-Shape & Margine & Direction	Age	Tyoe of Weapon Used	Name of Injured	REMARKS
1. Abrasion	(R) cheek, Reddish	2x2cm	within 24hrs.			Simple Injury
2. Abrasion	(R) Side chest	7cm	within 24hrs			Simple Injury.
3. Abrasion	Neck Region, Reddish	4x1cm	within 24hrs			Simple Injury.
4. Fracture	Ribs (L) I/II/III Ribs	—	—	—	—	— Previous Injury.


Dr. Pralhad Tukaram Kotkar
 M.B.B.S., D.A.
 Intensivist & Anaesthesiologist
 Reg. No. 86408
Specialist Critical Care & Trauma Centre, Nanded

8
09/06/18.

MEDICO LEGAL CERTIFICATE

To,
 THE POLICE INSPECTOR Nanded Gramin
 Tq. Nanded Dist. Nanded
 Name of Injured Gavind Dattaram Tidke
 Brought by P.C. _____

Outward No. 5548
 Dated 09/06/18
 Age _____ Sex _____
 Offence under Letter _____
 No. _____
 Dated _____

Identification Marks :

Name of Injury	Site & Part of Body on which injury inflicted	Size-Shape & Margine & Direction	Age	Type of Weapon Used	Name of Injured	REMARKS
Absorsion	⊙ Hand dorsum	10 x 5 cm	less than 6 hrs	Hand of blunt object	Gavind Dattaram Tidke	simple
Absorsion	⊙ knee	2 x 1 cm	hr	hr	hr	hr
Absorsion	⊙ Elbow	3 x 3 cm	hr	hr	hr	hr

(Signature)
 DR. AJAY PARULWAR
 Reg. 2004/08/289/3

R.
 09/06/18.

संजीवनी
 स्पेटल अतिरिक्ता विभाग व ट्रामा सेंटर
 गडिया फॅक्टरी, शिवाजीनगर, नांदेड