

FORM COMP AA

(sec Rules 253 (c), 254 (c) (iii), 254 (80 255 (1) (iv))

REPORT ABOUT THE MOTOR VEHICLES ACCIDENTS

1	Name of the Police Station	Loha dist. Nanded
2	CR.NO./TAR No./SDE No.	18/2019 u/s 279,337,338,304(a) IPC
3	Date, Time and Place of the accident.	20/01/2019 at 1800hrs Berali fata to Ashtur road near Berli tqLoha.dist. Nanded
4	Name of the Injured / Deceased	1)Tushar Govind Kandhare age 04 yrs 2)Sushilabai Maroti Kandhare age 50 yrs r/o Sawargaon tq.Loha dist.Nanded
5	Name of Hospital to Which he/she was removed	Govt. Hospital Nanded
6	Number of vehicles and type of the vehicle	MH-24-F 0944 JEEP
7	Name and address of the Driver of the vehicle with particulars or Driving License of the said Driver and the address of the Issuing Authority of the said Driving License. The number of Badge in case of Public Service Vehicle and the address of the Issuing Authority of the said Badge.	Vikash Baburao Naik age 39 yers r/o Risangaon tq.Loha dist. Nanded MH 26-20000001062 RTO Nanded
8	Name and Address of the Owner of the vehicle as it stands on the date of the accident.	Khan Jahir Ahamad Bashirkhan r/o Ahamadpur tq.Ahamadpur dist.Latur
9	Name and address of the insurance Company with whom the vehicle was insured and the Divisional office of the said insurance Company.	The New India Assurance cpm.ltd.
10	Number of Insurance Policy/Insurance Certificate and the date of Validity of the insurance Policy/Insurance Certificate.	1612023117020002404 14/03/2019
11	Action taken if any and the result there of	An offence has been registered against the accused. After completion of investigation Charge-sheet has been submitted.

Inspector of Police
Police Station Loha
Dist. Nanded

FIRST INFORMATION REPORT

(Under Section 154 Cr.P.C.)

प्रथम खबर अहवाल
(कलम १५४ फौजदारी प्रक्रिया संहिता)

1. District (जिल्हा): नांदेड

P.S.(ठाणे): लोहा

Year (वर्ष): 2019

FIR No.(प्रथम खबर क्र.): 0018

Date and Time of FIR (प्र. ख. दिनांक आणि वेळ): 26/01/2019 22:17 बजे

2. S.No. (अ.क्र.) Acts (अधिनियम)

Sections (कलम)

1	भारतीय दंड संहिता १८६०
2	भारतीय दंड संहिता १८६०
3	भारतीय दंड संहिता १८६०
4	भारतीय दंड संहिता १८६०

२७९
304-A
३३७
३३८

3. (a) Occurrence of offence (गुन्ह्याची घटना):

1. Day(दिवस): रविवार

Date From (दिनांक पासून): 20/01/2019

Time Period पहर 6
(कालावधी):

Date To (दिनांक पर्यंत): 20/01/2019

Time From (वेळेपासून): 18:00 बजे

Time To (वेळेपर्यंत): 18:45 बजे

(b) Information received at P.S. (माहिती मिळालेले पोलीस ठाणे):

Date (दिनांक): 26/01/2019

Time (वेळ): 20:06 बजे

(c) General Diary Reference (रोजनामचा संदर्भ)

Entry No. (नोंद क्र.): 025

Date & Time (दिनांक आणि वेळ): 26/01/2019 20:06 बजे

4. Type of Information (माहितीचा प्रकार): लेखी

5. Place of Occurrence (घटनास्थळ):

1.(a) Direction and distance from P.S.(पोलीस ठाण्यापासून दिशा व अंतर): दक्षिण, 1 किमी

Beat No. (बिट क्र.):

(b) Address (पत्ता): लोहा

(c) In case, outside the limit of this Police Station, then (या पोलीस ठाण्याच्या हद्दीबाहेर असल्यास):

Name of P.S.(पोलीस ठाण्याचे नाव):

District(State) (जिल्हा(राज्य)):

6. Complainant / Informant (तक्रारदार/माहिती देणारा):

- (a) Name (नाव): मारोती गोविंद कंधारे
(b) Father's/Husband's Name (वडील / पती चे नाव):
(c) Date/Year of Birth (जन्म तारीख/वर्ष): 1964
(d) Nationality (राष्ट्रीयत्व): भारत
(e) UID No. (यु.आय.डी. क्र.):
(f) Passport No. (पारपत्र क्र.):
Date of Issue (दिल्याची तारीख):
Place of Issue (दिल्याचे ठिकाण):
(g) Id details (Ration Card, Voter ID Card, Passport, UID No., Driving License, PAN) (ओळखपत्र विवरण (राशन कार्ड, मतदाता कार्ड, पासपोर्ट, यूआईडी सं., ड्राइविंग लाइसेंस, पॅन कार्ड))
S.No. (अ. Id Type (ओळखपत्राचा प्रकार) Id Number (ओळखपत्राचा क्रमांक)

1

(h) Address (पत्ता):

S.No. (अ. क्र.)	Address Type (पत्त्याचा प्रकार)	Address (पत्ता)
1	वर्तमान पत्ता	रा सावरगाव न ता लोहा, लोहा, नांदेड, महाराष्ट्र, भारत
2	स्थायी पत्ता	रा सावरगाव न ता लोहा, लोहा, नांदेड, महाराष्ट्र, भारत

(i) Occupation (व्यवसाय):

(j) Phone number (फोन नं.):

Mobile (मोबाइल नं.):

7. Details of known/suspected/unknown accused with full particulars (माहीत असलेल्या / संशयीत / अनोळखी आरोपीचा संपूर्ण पत्ता):

S.No. (अ.क्र.)	Name (नाव)	Alias (उर्फनाव)	Relative's Name (नातेवाईकाचे नाव)	Present Address (वर्तमान पत्ता)
1	जिप क्र. MH 24 F 0944 चा चालक			1. माहीत नाही, लोहा, नांदेड, महाराष्ट्र, भारत

8. Reasons for delay in reporting by the complainant/informant (तक्रारदार/माहिती देणा-याकडून तक्रार करण्यातील विलंबाची कारणे):

9. Particulars of properties of interest (संबंधीत मालमत्तेचा तपशील):

S.No. (अ.क्र.)	Property Category (मालमत्ता वर्ग)	Property Type (मालमत्ता प्रकार)	Description (वर्णन)	Value (In Rs/-) (मुल्य (रु. मध्ये))
----------------	-----------------------------------	---------------------------------	---------------------	-------------------------------------

10 Total value of property (In Rs/-) - (चोरीस गेलेल्या मालमत्तेचे एकूण मुल्य (रु. मध्ये)):

11 Inquest Report / U.D. case No., if any (इन्क्वेस्ट अहवाल/ अकस्मात मृत्यू प्रकरण क्र., जर असल्यास):

S.No. (अ. क्र.) UIDB Number (यु.आय.डी. बी.क्र.)

12 First Information contents (प्रथम खबर हकीकत):

दि. 26/01/2019 मा. पोलीस निरीक्षक साहेब. अर्ज रोडच्या खाली पलटी पोलीस ठाणे लोहा. विषय:- जिप क्र. MH 24 F 0944 चे चालकाने अॅटोस पाठीमागुन धडक दिल्याने अॅटो मी अर्जदार मारोती गोविंद कंधारे वय होऊन गंभीर जखमी करुण मरणास कारणीभूत झाले बाबदमहोदय:- वरिल विषयी तक्रारी अर्जदेतो की .मी अर्जदार मारोती गोविंद कंधारे वय 55 वर्षे व्यवसाय मजुरी रा सावरगाव (नं)ता लोहा येथील राहणार असुन मला एक मुलगी व एक मुलगी पत्नी. सुन नातु असे आहेत 20/01/2019 रोजी माझी सुन जयाबाई गोविंद कंधारे हि बिमार असल्याने तिचा ईलाज तक्रारप्याठी आमचे गावातील ओळखीचा शेख मनसुर याचा अॅपे अॅटो क्र MH 26G 5649 मध्ये मी माझी सुन जयाबाई पत्नी सुशिलाबाई व नातु तुषार वय 04 वर्षे असे सकाळी 11.00 वा च्या दरम्यान आलो व लोहा येथील गोविंद हॉस्पिटल मध्ये सुन जयाबाई हीला दाखवुन औषध गोव्या घेवुन गावातुन अॅपे अॅटोमध्ये बसुन आलेल्या

परत गावाकडे जात होतो तेव्हा वेळ अंदाजे सायकाळी 06.00 वाजण्याच्या दरम्यान आमचा अॅटो बेरळी फाट्याच्या पुढे कटकमदार सावकार यांच्या जिनीमच्या समोर आला असता अॅटो चालकाणे थोडा अॅटो उभा केला असता पाठिमागुन येणारी काळीपिवळी जीप क्र MH 24 F 0944 ने अॅटोस पाठीमागुन धडक दिली त्यामुळे अॅटो आमच्यासह रोडच्या खाली जाऊन झाला त्यामुळे अॅटोमधील मला माझी पत्नी सुशिलाबाई सुन जयाबाई यांना व नातु तुषार यास मार लागुन गंभीर दुखापत झाली नातु तुषार हा अॅटो खाली दबल्याने तो गंभीर जखमी होऊन दिलेल्या जीप मध्ये टाकुण इलाजकामी सरकारी दवाखाना लोहा येथे आणले आमचे आमहास अॅटोतुन बाहेर काढले व धडक लागल्याने ते पण या दवाखान्यात आले होते तेव्हा तेथील डॉक्टरानी माझा नातु तुषार व सुन जयाबाई पत्नी सुशिलाबाई यांना तात्पुरता इलाज करुण नांदेड येथे घेऊन जा म्हणाल्याने दवाखान्याची अम्बुलन्स गाडीने सरकारी दवाखाना विष्णुपुरी येथे आणले तेथील लोकांनी माझा नातु तुषार यास तपासुन तो मरण पावला आसल्याचे सांगितले व माझी पत्नी व सुन यांना इलाजकामी शरीक केले व मला थोडा विलाज केला आहे तरी काळी पिवळी जीप क्र MH 24 F 0944 चे चालकाने त्याचे ताब्यातील जीप भरधाव वेगात चालुन पाठीमागुन आम्ही बसलेल्या अॅटोस पाठीमागुन धडक देऊन अॅटो पलटी करुन अॅटोमधील तिघांना व जीपमधील तीघांना जखमी करुन माझा नातु तुषार यास गंभीर जखमी करुण त्याच्या मरणास कारणीभुत झाला आहे तरी जीप व जीपचालक विरुध्द योग्य ती कार्यावाही होणे विनंती नोट:-सदर अपघातामध्ये माझी पत्नी व सुन सद्या गंभीर जखमी होऊन दवाखान्यास उपचार चालु असल्याने व माझी मनास्थिती बरोबर असल्याने आजपर्यंत पोलीसांना घटने बाबद जबाब किंवा तक्रार दिली नाही

13. Action Since the above information reveals commission of offence(s) u/s as mentioned at (केलेली कारवाई: बाब क्र.२ मध्ये नमूद केलेल्या कलमान्वये वरील अहवालावरुन अपराध घडल्याचे.)

(1) **Registered the case and took up the investigation:** (प्रकरण नोंदविले आणि तपासाचे काम हाती घेतले): balaji mahadu Mohite(I (Inspector)) / pobn71340 or (किंवा)

(2) **Directed (Name of I.O.)** (तपास अधिका-याचे नाव): Rank (पद): to take up the Investigation (ला तपास करण्याचे अधिकार दिले) or (किंवा)

(3) **Refused investigation due to** (ज्या कारणामुळे तपास करण्यास नकार दिला): No.(क्र.):

or (ज्या कारणामुळे तपास करण्यास नकार दिला)
(4) **Transferred to P.S.**(गुन्हा दुसरीकडे पाठविला असल्यास त्या पोलीस ठाण्याचे नाव): District (जिल्हा):

on point of jurisdiction (को क्षेत्राधिकार के कारण हस्तांतरित) .
F.I.R. read over to the complainant / informant, admitted to be correctly recorded and a copy given to the complainant / informant free of cost. (प्रथम खबर तक्रारदाराला/खबरीला वाचून दाखविली, बरोबर नोंदविली असल्याचे त्याने मान्य केले आणि तक्रारदाराला/खबरीला खबरीची प्रत मोफत दिली.)

R.O.A.C.(आर.ओ.ए.सी.)

14. **Signature/Thumb impression of the complainant / informant.**(तक्रारदाराची/खबर देणा-याची सही/अंगठा):

15. **Date and time of dispatch to the court** (न्यायालयात पाठवल्याची तारीख व वेळ):

Signature of Officer in charge, Police Station (ठाणे प्रभारी अधिका-याची

Name (नाव): balaji mahadu Mohite
Rank(पद): I (Inspector)
No.(सं.): pobn71340

शा. मु. उ. (के) ३१९-३.७५.०००-३-२००२.

CRIME DETAILS FORM

घटनास्थळ पंचनामा/गुन्हाच्या तपशीलाचा नमुना

1. State महाराष्ट्र Dist नांदेड P. S. कोल FIR/Proceeding/G.D.No. ७१ Year २०१९ Date २१/०१/२०१९
राज्य जिल्हा पोलीस ठाणे पहिली खंय क्र./कार्यवाही क्र. वर्ष ता.दि.

2. Act and Sections : १७४ २०१२
अधिनिचम व कलमे :

3. The Place of Occurrence shown by :
घटनेचे ठिकाण दाखविण्याचे :
Name : अश्विन मल्हार Father's/Husband's Name : शिव महताव
नाव : वित्याचे / पतीचे नाव :

Address : रा. साकरगाव (अ) ता. कोल
पत्ता :

4. TYPE OF CRIME (All including M. O. Crime) :
गुन्हाचा प्रकार (गुन्हाच्या सर्व पद्धती सह) :
(i) *Major Head : ०१०३१ अपहान (ii) Classification of Major Head : ०१०३१
प्रधान शोधने वर्गीकरण : प्रधान शोधने वर्गीकरण :

(iii) *Method (s) पद्धती :
1. यातील लकी. व त्याची पत्नी व सून व नातू लुटार असे अप
2. अपहान - MH. २६/८-५६४९ मध्ये अश्विन कोल ते साकरगाव (अ) ता. कोल
3. आसताना यातील काही पिवडी जिप क्र. MH. २५/F ०९४५ चे चालक
(iv) *Conveyances used : अपहान
वापरलेली वाहने : अपहान

(v) *Character assumed :
कसेले वेगळेपण / कसेली बलागणी : —

(vi) *Language / S. lang. used :
वापरलेली भाषा / दली भाषा : —

(vii) *Special Feature-1 :
विशेष वैशिष्ट्य - १ : —

(iv) *Special Feature-2 :
विशेष वैशिष्ट्य - २ : —

*Special Feature-3 :
विशेष वैशिष्ट्य - ३ : —

(viii) Type of Place of Occurrence : कोल ते साकरगाव (अ) जाणारे व पूर्वी पश्चिम जाणारी रस्ता
घटनेच्या ठिकाणाचा प्रकार : सामान्य कारकमवाव याचे - गोलम समोर - रहदारीचे रस्ता

(ix) Type of Property Involved (of Types) (Major head of the property to be filled)
संबंधित मालमतेचा प्रकार : सोडवर खेवडी लकी.

5. Particulars of the victims (Attach separate sheet, if required):
 बर्कीचा तपशील (आवश्यक असल्यास स्वतंत्र कागद जोडावा)

Form - 1

Sr. No.	Full Name	Date / Year of Birth	Sex	Nationality	Religion	Whether SC / ST	Occupation	Address	Injury : Grievous / Simple	Means
अ. क्र.	संपूर्ण नाव	जन्मतारीख / वर्ष	लिंग	राष्ट्रीयत्व	धर्म	जाती / जमाती	व्यवसाय	पत्ता	गंभीर / साधी दुखापत	साधने / हत्यारे
1	2	3	*4	*5	*6	*7	*8	9	10	11
1)	नुषार गोविंद कंधारे	42	पु	भारतीय	हिंदू	मातंग	शिक्षक	साकशाव	गंभीर	जखमी
2)	सुशीलबाई स. माखोती कंधारे	45	स्त्री	-	-	-	घरकाम	साकशाव	साधी	जखमी
3)	जयाबाई गोविंद कंधारे	60	स्त्री	-	-	-	-	-	गंभीर	जखमी
4)	माखोती गोविंद कंधारे	55	पु	-	-	-	मजदारी	-	साधी	दुखापत

6. Motive of Crime :
 गुन्हाचा हेतू : हवगरी व मिळवता पणे वलन चालकन करीत
पारी माणकन खडक लेकन गंभीर अपघात


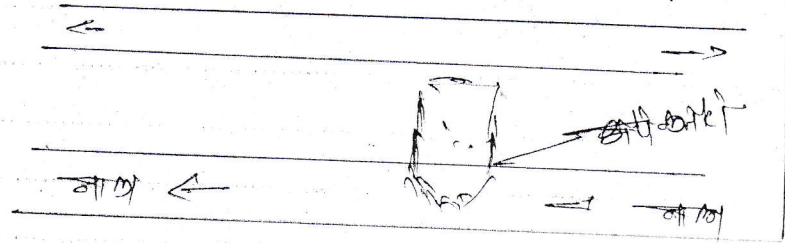
7. Details of properties Stolen/Involved : [Use appropriate prescribed forms (s) and attach] :
 चोरीच्या / अंतर्भूत मालमतेचा तपशील (चांग नमुना वापरवा व सावत जोडावा)

8. Description of the place of occurrence :
 घटनेचा जागेचे वर्णन :
साकशाव घटनास्थळ पहाता घटनास्थळ हे कोठाने अंतर्मलपु
मलमणी मेन रोड लगत खेरी फाथ्या पाकडून खेरी साकशाव खाल्डु
जाणवा जावरी रोडवर खेरी शिविरात नामदेव करकमवार याचे
गोठामा समोर आकून साकर घटनास्थळी रोडचे उजवे बाकूम
खड्यामध्ये एक कोपी कोरी फ. भा. 26/ क 5649 हासीने
कडे तोंड करून ठसा आकून त्याची कोडी, व पारी माणकन
साकशाव रोड लेकन मोड, तोंड झाक्या साकरवा दिवताने साकर
साकर घटनास्थळी कोटी चालकन शिव मन्कर शिव मेलताक
रा साकशाव (न) ला हाजव आकून त्यानी काठगिती
कि. र्दी. 20/01/09 रोजी कामची गावातिले

Continue...

9. नकाशा/Map :

कैब्रेट केरका हकेरी
साथे छिपकार्ये शीत



10. Description of physical evidence from the scene of crime for the property recovered / seized for the purpose of investigation :
तपासक्रामा प्रत्यक्ष पुरावा म्हणून गुन्हाच्या जागेवरून मिळविलेल्या / जप्त केलेल्या मालमत्तेचे वर्णन :

सदर घटना स्थळी अपघात ठाम करी करी ७ मम. २६/६ ९६४९
ला तळिकन मिळून काढलेली ती साठ तपसणी कामी
नाल्यात घेऊन पाठवले ला आणून ठेवून आले व
सदर अपघातातील घडक दिलेली तपु ३ मम. २५/६-
०३५५ तहे चाकरी घडनेचे त्रिवशाय घटना
स्थळ वरून लक्षवलेली ती नाल्यात घेता आनी वार

11. Date and Time of Panchnama
घटनाथळ पंचनाम्याची दिनांक 24/01/2019 Time वेळ ०९.३५ ते १०.२० पर्यंत.

12. Name of Panchas
पंचाची नावे : Signature of Panchas
पंचाच्या सहाय :

- (1) श्री. श्री. राकसाहेब मुकुंभर
Full Address पत्ता : वय - ७५ वी व्यक्ताय - शोती
श. हुळईकडी तालुका आवगाव (म.) ता. लोहा
- (2) श्री. श्री. माणिकराव कोड्रे वय - ५२ वर्ष
Full Address पत्ता : व्यक्ताय - शोती श. आवगाव (म.) ता. लोहा

Date दिनांक 24/01/2019

Name and Signature of Investigating Officer
तपासक अधिकाऱ्याची नाव
Name सुमन जी. अमीनकोवडे
नाव
Rank श्री. पांडुरंग
Rank if any
पोस्टमॅन्ट कोष

MLPM No. 102/19
Date 31/01/19

C. M. 67 e.

Memorandum of a post-mortem examination held at Dr. Scrimc Nanded Dispensary Hospital

on the dead body of Sushila
masoti Kandhare

Village Sawargaon
City Chasrat?

Taluka Loha, District Nanded, by Dr. H. B. Deshpande
Dr. M. R. Patil

I. General Particulars—

1. (a) By whom was the corpse sent?

Npc Kamble 2801
PS Nanded Gramin

(b) Name of place from which sent.

(c) Distance of place from which sent.

Casualty
Dr. Scrimc Nanded.

2. By whom was the corpse brought?

Pc Lokhande - 3327
PS Nanded Gramin

3. By whom identified?

4. The date, hour and minute of its receipt.

10.10 Am

(a) The date, hour and minute of beginning post-mortem examination.

10.10 Am

31/01/19

(b) The date, hour and minute of ending post-mortem examination.

11.10 Am

5. Substance of accompanying Report from Police Officer or Magistrate, together with the date of death if known. Supposed cause of death or reason for examination.

As per police inquest and requisition
deceased had history of vehicular
accident on 20/01/19 at 17.00 hrs
and died during treatment on
30/01/19 at 18.45 hrs
Supposed cause of death - 'severely
injured in accident'

APR 1919

6. If not examined at Dispensary or Hospital—

(a) Name of place where examined.

(b) Distance from Dispensary or Hospital—

(c) Reason why the body was not sent to the Dispensary or Hospital.

} not applicable.

II. External Examination—

7. Sex, apparent age, race or caste.

female, 50 yrs

Description of clothes and of ornaments on the body.

Red saree, Brown underwear golden nose pin, 2 chest leads on chest, left hand 2 green bangles present

8. Condition of the clothes— Whether wet with water, stained with blood or soiled with vomit or foecal matter.

Dry, intact.

9. Special marks on the skin such as scars, tattooing etc., any malformations peculiarities, or other marks of identification. State of the teeth.

Body identified by Police on duty.

Teeth 16/16 intact.

In newly born infants, the length and (if possible), the weight of the body to be recorded together with the state of the hair, nails and umbilical cord, its length, whether placenta is attached or not, if present, its size and condition.

} not applicable.

10. **Condition of body**—Whether well-nourished, thin or emaciated, warm or cold.

Averagely, cold.

11. **Rigor Mortis**—Well-marked, slight or absent; whether present in the whole body or part only.

well marked, present in the whole body.

12. Extent and signs of decomposition, presence post-mortem lividity of buttocks, loins, back and thighs or any other part. Whether bullae present and the nature of their contained fluid. Condition of the cuticle.

No signs of decomposition, postmortem lividity present on posterior aspect of body except pressure areas, fixed.

13. **Features**—Whether natural or swollen, state of eyes, position of tongue: nature of fluid (if any) oozing from mouth, nostrils or ears.

features - natural

Eyes - closed

Mouth - closed

Tongue - inside mouth

No oozing from mouth, nostrils and ears

14. **Condition of skin**—Marks of blood etc. In suspected drowning the presence or absence of cutes anserina to be noted.

Dry, pale.
Intravenous (therapeutic) mark present on dorsum of right hand.

No injuries⁴ to external genitals
NO purging

15. Injuries to external genitals.
Indication of purging.

16. **Position of limbs**—
Especially of arms and
of fingers in suspected
drowning the presence or
absence of sand or earth
within the nails or on the
skin of hands and feet.

↓
straight

17. **Surface wounds and injuries**—Their nature, position, dimensions (measured) and directions to be accurately stated—their probable age and causes to be noted.

If bruises be present what is the condition of the subcutaneous tissues?

(N.B.—(When injuries are numerous and cannot be mentioned within the space available they should be mentioned on a separate paper which should be signed).

18. Other injuries discovered by external examination or palpation as fractures etc.

↓
No fracture

- (a) Can you say definitely that the injuries shown against serial Nos. 17 and 18 are ante mortem injuries?

① Abrasion present on forehead horizontally placed of size 10 x 1.5 cm, brownish black scab present

② Abrasion present on nasal bridge midpart of size 2 x 1 cm, fallen scab at places

③ Abrasion present on right side of face 1 cm from right ear of size 4 x 1.5 cm, brownish black scab present.

④ Graze abrasion present on left side of chest region of size 22 cm x 11 cm, directed obliquely downward, fallen scab at places

⑤ Graze abrasion present on left shoulder joint of size 12 x 4 cm on anterior aspect directed obliquely downward, brownish black scab present

⑥ Abrasion present on left arm posterior aspect lower part of size 15 x 6 cm, brownish black scab present

⑦ Abrasion present on left forearm flexor aspect of size 16 x 5 cm brownish black scab present.

⑧ Graze abrasion present on left forearm extensor aspect of size 18 x 9 cm directed obliquely downward, fallen scab present at places.

⑨ Abrasion present on right elbow joint posterior aspect of size 6 x 1.5 cm with brownish black scab present.

⑩ Multiple contused abrasions present on dorsum of fingers of left hand of size ranging from 0.5 x 0.5 cm to 1 x 1 cm, brownish black scab present

(a) Can you say definitely that the injuries shown against serial Nos. 17 and 18 are ante mortem injuries? ⑪ Graze abrasion present on left thigh anterolateral aspect of size 29 x 19 cm directed vertically downward, brownish black scab present

III. Internal Examination—

19. Head—

(i) Injuries under the scalp, their nature.

underscalp contusion present on frontal region.

(ii) Skull—Vault and base—describe fractures, their sites, dimensions, directions, etc.

No fracture

(iii) Brain—The appearance of its coverings, size, weight and general condition of the organ itself and any abnormality found in its examination to be carefully noted (weight M. 3 grams F. 2.75 grams).

diffuse subdural haemorrhage present on both cerebral hemisphere, multiple haemorrhagic contusions present on basal part of frontal both temporal, parietal lobes, patchy subarachnoid haemorrhage present on both cerebral hemisphere.

20. Thorax—

(a) Walls, ribs, cartilages

Intact, no fracture.

(b) Pleura

Intact, no fluid.

(c) Larynx, Trachea and Bronchi.

Intact, no foreign body.

(d) Right Lung

(e) Left Lung

Intact, congested.

(f) Pericardium

Intact

(g) Heart with weight

(h) Large vessels

Intact blood and blood clots present.

(j) Additional remarks.

Nil.

21. Abdomen—

Walls Intact

Peritoneum } Intact, no fluid
Cavity }

Buccal Cavity, teeth, tongue and Pharynx. Intact, no foreign body.

Oesophagus Intact

Stomach and its contents Intact about 100 ml yellowish fluid present, no abnormal smell perceived, mucosa congested.

Small intestine and its contents. } partly loaded with faeces
Large intestine and its contents. }

Liver (with weight) and gall bladder. Intact

Pancreas and Suprarenals Intact, congested

Spleen with weight Intact

Kidneys with weight Intact congested

Bladder Empty

Organs of generations Intact

Additional remarks with Nil.
where possible, medical officer's deduction from the state of the contents of the stomach as to time of death and last meal.

State which viscera (if any) Viscera not preserved.
have been retained for chemical examination and also quote the numbers on the bottles containing

22. • *Spine and Spinal Cord—

Intact, not opened

Opinion as to the cause
probable cause of death.

" Head injury "

Madhan

CDR. M. R. Patil

Resident
Dept. of Forensic Medicine
Dr. S.C.G.M.C. Vishnupuri
Manded-431608

H. B. Deshpande

CDR. H. B. Deshpande

Resident
Dept. of Forensic Medicine
Dr. S.C.G.M.C. Vishnupuri
Manded-431608

Dated 31 / 01 / 2009.

(Signature)

*The Spinal Cord need not be examined unless there are any indications of disease, Strychnia poisoning or injury.

Note—The report must be written and signed immediately after the examination. Medical Officers will at once despatch a duplicate copy to the Civil Surgeon of their district for record in his office.

Great care should be taken not to cut the viscera before they have been inspected *in situ*.

MLPM No. 102/19

200

Date 31/01/19

Place Dispensary
Civil Hospital

Dr. S. C. M. C. Nanded
200

Forwarded to the Police Sub-Inspector PS Nanded Gramin
for information with reference to his No. RMLC / 676 / 19 of 28/01/2019.

X. Viscera has been preserved. It may please be stated *Immediately* whether examination by the Chemical
Analyser is necessary or it is to be destroyed.

Padhan

CDR. M. R. Patil

Resident
Dept. of Forensic Medicine
Dr. S.C.G.M.C. Vishnupur
Nanded-431606

[Signature]

CDR. H. B. Deshpande
Civil Surgeon or M. M. S. Officer

Resident
Dept. of Forensic Medicine
Dr. S.C.G.M.C. Vishnupur
Nanded-431606

Copy forwarded with compliments to the Civil Surgeon,

for information.



M. M. S. Officer

Seen and examined by the Civil Surgeon,

200

on

Remarks of the Civil Surgeon,

(if any)

CJPN (O-127)-9-2008-5,00,000 Bks./4 lvs.--PA4*
G. P., G. D., No. 733/33, dated 16-6-41 and
G. R., H. and L. G. D., No. 733/33, dated 11-12-47,
vide Surgeon General with the Govt. of Maharashtra, Bombay's
Letter No. FRM/1462/19357/1, dated 4-7-62.]

MLPM NO. 66/19
21/01/19

Memorandum of a post-mortem examination held at Dr. S.C.G.M.C. Nanded Dispensary Hospital

on the dead body of Tushar Govind Kandhase of Village Sawargaon (Nasrat) City
Taluka Loha, District Nanded, by Dr. M.C. Gushinge
Dr. M.R. Nagare

I. General Particulars—

1. (a) By whom was the corpse sent? N.P.C. S.S. Warpade [2047]
P.S. Nanded gram'in

(b) Name of place from which sent. } Casualty
Dr. S.C.G.M.C. Nanded
(c) Distance of place from which sent.

2. By whom was the corpse brought? } P.C. Tidke [1947]
P.S. Nanded gram'in

3. By whom identified?

4. The date, hour and minute of its receipt.

08:30 PM - 20/01/19

(a) The date, hour and minute of beginning post-mortem examination.

12:05 am } 21/01/19

(b) The date, hour and minute of ending post-mortem examination.

01:05 am

API: [Signature]
[Signature]

5. Substance of accompanying Report from Police Officer or Magistrate, together with the date of death if known. Supposed cause of death or reason for examination.

As per police inquest and requisition deceased had history of autorickshaw accident on 20/01/19 and brought dead to casualty of Dr. S.C.G.M.C. Nanded on 20/01/19.
Suppose cause of death "severely injured in accident"

6. If not examined at Dispensary or Hospital—

(a) Name of place where examined.

(b) Distance from Dispensary or Hospital—

(c) Reason why the body was not sent to the Dispensary or Hospital.

Not applicable

II. External Examination—

7. Sex, apparent age, race or caste.

06 years, male

Description of clothes and of ornaments on the body.

white coloured hospital bedsheet multicoloured shirt, blue coloured jeans multicoloured thread around neck

8. Condition of the clothes— Whether wet with water, stained with blood or soiled with vomit or foecal matter.

blood stains present on bedsheet, shirt and jeans at places.

9. Special marks on the skin such as scars, tattooing etc., any malformations peculiarities, or other marks of identification. State of the teeth.

Body identified by police on duty
Teeth - 10/10

In newly born infants, the length and (if possible), the weight of the body to be recorded together with the state of the hair, nails and umbilical cord, its length, whether placenta is attached or not, if present, its size and condition.

Not applicable

10. **Condition of body**—Whether well-nourished, thin or emaciated, warm or cold.

Averagely built, cold.

11. **Rigor Mortis**—Well-marked, slight or absent; whether present in the whole body or part only.

partially present in all parts of body

12. Extent and signs of decomposition, presence post-mortem lividity of buttocks, loins, back and thighs or any other part. Whether bullae present and the nature of their contained fluid. Condition of the cuticle.

NO signs of decomposition
post-mortem lividity present over posterior aspect of body except over pressure areas, not fixed.

13. **Features**—Whether natural or swollen, state of eyes, position of tongue; nature of fluid (if any) oozing from mouth, nostrils or ears.

features - natural
Eyes - open partially
Mouth - partially open
Tongue - inside mouth
Dated blood stain present over nose, mouth, ears.

14. **Condition of skin**—Marks of blood etc. In suspected drowning the presence or absence of cutaneous anserina to be noted.

Dated blood stains present over face, abdomen, chest, neck, both upper limbs at places.

15. Injuries to external genitals. Indication of purging. *Intact, No injury, no purging*

16. **Position of limbs—** Especially of arms and of fingers in suspected drowning the presence or absence of sand or earth within the nails or on the skin of hands and feet. *Straight*

17. **Surface wounds and injuries—** Their nature, position, dimensions (measured) and directions to be accurately stated—their probable age and causes to be noted.

- ① Lacerated wound present over forehead laterally on right side 0.5cm above right eyebrow of size 0.5cm x 0.5cm, muscle deep.
- ② Swelling present over scalp in posteriorly on occipital area over an area of size 0.5 x 0.3cm.
- ③ Abrasion present over right inguinal region in mid-part vertically placed of size 0.1 x 0.3cm, red.

If bruises be present what is the condition of the subcutaneous tissues?

(N.B.—(When injuries are numerous and cannot be mentioned within the space available they should be mentioned on a separate paper which should be signed).

18. Other injuries discovered by external examination or palpation as fractures etc. *No fracture*

(a) Can you say definitely that the injuries shown against serial Nos. 17 and 18 are ante mortem injuries? *Yes, ante-mortem*

III. Internal Examination—

19. Head—

- (i) Injuries under the scalp, their nature. underscup haematoma present over right high parietal region dark red.
- (ii) Skull—Vault and base—describe fractures, their sites, dimensions, directions, etc. Linear fracture present over right high parietal region, antero-posteriorly placed extending posteriorly to occipital bone on right side, going downward in posterior cranial fossa with fracture margins irregular and infiltrated with blood.
- (iii) Brain—The appearance of its coverings, size, weight and general condition of the organ itself and any abnormality found in its examination to be carefully noted (weight M. 3 grams F. 2.75 grams). Meninges intact, congested
Brain - sub-dural haematoma present over right high-parietal region and right side and base of occipital lobe, dark red.
Sub-arachnoid haemorrhage present over right occipito-temporal lobe and cerebellum at places.
- Multiple contusions present over base of both temporal lobes
- Evidence of intracerebral haemorrhage in both lateral ventricles.

20. Thorax—

- (a) Walls, ribs, cartilages Intact, no fracture
- (b) Pleura Intact
- (c) Larynx, Trachea and Bronchi Intact, no foreign body
- (d) Right Lung Intact, congested
- (e) Left Lung Intact, congested
- (f) Pericardium Intact
- (g) Heart with weight Intact, blood and blood clots present
- (h) Large vessels Intact, blood and blood clots present
- (i) Additional remarks. Nil.

21. Abdomen—

Walls intact

Peritoneum } Intact, no free fluid
Cavity }

Buccal Cavity, teeth, tongue and Pharynx. intact, no foreign body

Oesophagus intact

Stomach and its contents intact, about 100ml yellowish fluid present, no abnormal smell perceived, mucosa congested

Small intestine and its contents. } Intact, congested, partly loaded with faeces and gases

Large intestine and its contents.

Liver (with weight) and gall bladder.

Pancreas and Suprarenals

Spleen with weight

Kidneys with weight

} intact, congested

Bladder intact, empty

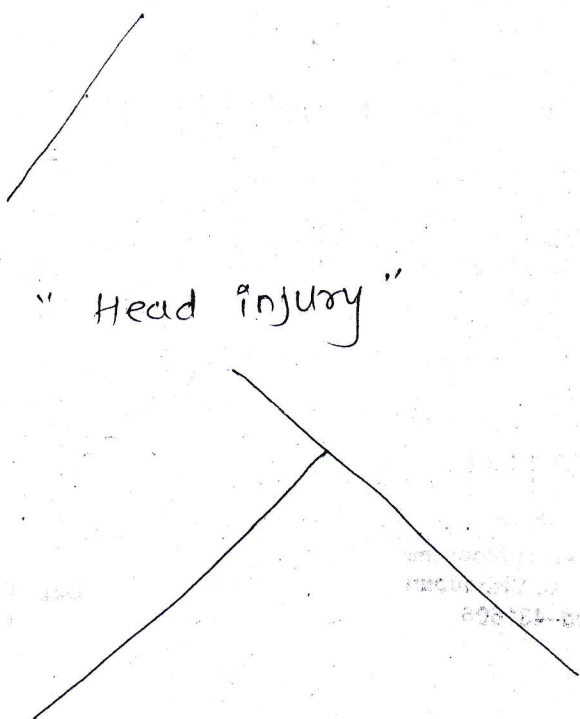
Organs of generations intact

Additional remarks with where possible, medical officer's deduction from the state of the contents of the stomach as to time of death and last meal. Nil

State which viscera (if any) have been retained for chemical examination and also quote the numbers on the bottles containing the same. Viscera not preserved

22. *Spine and Spinal Cord—

Intact, not opened




Opinion as to the cause probable cause of death.

" Head injury "

~~M. Nagare~~

Dr. M. R. Nagare
 Resident
 Dept. of Forensic Medicine
 Dr. S.C.G.M.C. Vishnupur
 Nanded-431608



M. Gushinge

Dr. M. C. Gushinge

Asst. Professor
 Dept. Of Forensic Medicine & Toxicology
 Dr. Shankarrao Chavan Govt.
 Medical College, Nanded.

Dated 21/01/19 200

(Signature)

*The Spinal Cord need not be examined unless there are any indications of disease, Strychnia poisoning or injury.
 Note—The report must be written and signed immediately after the examination. Medical Officers will at once despatch a duplicate copy to the Civil Surgeon of their district for record in his office.
 Great care should be taken not to cut the viscera before they have been inspected *in situ*.

MLPM NO. 66/19₈

No. 21/01/19

200

Place Dispensary Dr. S.C.G.M.C Nanded 200
Civil Hospital


Forwarded to the Police Sub-Inspector Nanded gadmin.

for information with reference to his No.


of

200

Viscera has been preserved. It may please be stated *Immediately* whether examination by the Chemical Analyser is necessary or it is to be destroyed.


Dr. M. R. Nagare

Resident
Dept. of Forensic Medicine
Dr. S.C.G.M.C. Vishnupuri
Nanded-431608


Dr. M. C. Gushinge
Civil Surgeon or M. M. S. Officer
Asst. Professor
Dept. Of Forensic Medicine & Toxicology
Dr. Shankarrao Chavan Govt.
Medical College, Nanded.

Copy forwarded with compliments to the Civil Surgeon.

for information.



M. M. S. Officer

Seen and examined by the Civil Surgeon,

200

on

Remarks of the Civil Surgeon,

(if any)

MEDICO LEGAL INJURY CERTIFICATE

No. MLC/RHL/ 853 /
Office of the Medical Superintendent
Rural Hospital LOHA Dist. Nanded.

Name Malanbi Pirsahab Shaikh Age 4yrs Sex Female

Brought by Relatives R/o Saawargan

Date: 20/11/2019

Sr. No.	Type of Injury	Site of Injury	Measurements of Injury	Nature of Injury Simple/Gravious	Age Of Injury	Object of Injury	Remark
1.	Abrasion	Right knee	3 X 1 cm	simple	Fresh	Hard & blunt object	
2.	Contusion	Right leg on dorsal aspect	4 X 2 cm	Simple	Fresh	Hard & blunt	

12/19

[Signature]
Medical Officer
Rural Hospital, LOHA, Dist. Nanded

- To,
- 1) P.S.I. Police Station _____
 - 2) Personal Copy to _____

MEDICO LEGAL INJURY CERTIFICATE

No. MLC/RHL/ 852 /

Office of the Medical Superintendent
Rural Hospital LOHA Dist. Nanded.

Name Pirsaheb Hwensabhai Shai kh Age 50 yrs Sex Male

Brought by Relatives R/o. Saunargan

Date: 20.1.2019

Sr. No.	Type of Injury	Site of Injury	Measurements of Injury	Nature of Injury Simple/Gravious	Age Of Injury	Object of Injury	Remark
1.	Contusion	Right shoulder	5X3cm	Simple	Fresh	Hard and Blunt Object	
<p>12/2/19</p>							

To,

1) P.S.I. Police Station _____

2) Personal Copy to _____

Medical Officer

Rural Hospital, LOHA, Dist. Nanded

MEDICO LEGAL INJURY CERTIFICATE

Name Balaji Sambhappa Swarni Age 55 years Sex male No. MLC/RHL/ 8571 /
 Office of the Medical Superintendent
 Rural Hospital LOHA Dist. Nanded.

Brought by Relatives. R/o. Sambhappa Date: 20.1.2019

Sr. No.	Type of Injury	Site of Injury	Identification Marks		Nature of Injury Simple/Grievous	Age Of Injury	Object of Injury	Remark
			1)	2)				
1.	Abasion	• over hand on dorsal aspect	5x4cm		simple	fresh	Hard and blunt object	

Balaji Swarni

To,
 1) P.S.I. Police Station _____
 2) Personal Copy to _____

Medical Officer
 Rural Hospital, LOHA, Dist. Nanded

MEDICO LEGAL INJURY CERTIFICATE

No. MLC/RHL/855
Office of the Medical Superintendent
Rural Hospital LOHA Dist. Nanded.

Name Jayabai Govind Kandhane Age Boys Sex female
No. Savargaon

Date: 20.1.2019

Brought by Relatives

Identification Marks 1) 2)

Sr. No.	Type of Injury	Site of Injury	Measurements of Injury	Nature of Injury Simple/Gravious	Age Of Injury	Object of Injury	Remark
1	Abrasion	Forearms on dorsal aspect	4x3cm	Simple	fresh	Hard and blunt	
2	Abrasion	Legs on ventran aspect	2x1cm	Simple	fresh	Hard and blunt	

~~R.H.M~~

Medical Officer
Rural Hospital, LOHA, Dist. Nanded

To,
1) P.S.I. Police Station _____
2) Personal Copy to _____

MEDICO LEGAL INJURY CERTIFICATE

No. MLO/PH/454
Office of the Medical Superintendent
Rural Hospital LOHA Dist. Panchajanya

Name: Manikogao Kondiba Devkotte Age: 45yrs Sex: Male

Address: R/o. Sadowargaoan

Date: 20/01/2018

Brought by: Relatives

Identification Marks: 1)

2)

Sr. No.	Type of Injury	Site of Injury	Measurements of Injury	Nature of Injury Simple/Grievous	Age of Injury	Object of Injury	Remarks
1	Blunt Trauma	over Back	-	Simple	Fresh	Hard and Blunt	Fr. is referred to GMC
2	Blunt Trauma	over Right leg	-	Simple	Fresh	Hard and Blunt	GMC Nanded
3	Abrasion	over parieto-temporal area	1x1 cm	Simple	Fresh	Hard and Blunt	

10/1/18

Medical Officer
Rural Hospital, LOHA, Dist. Nanded

To,
1) P.S.I. Police Station Loha
2) Personal Copy to _____