

FORM COMP AA

(sec Rules 253 (c), 254 (c) (iii), 254 (80 255 (1) (iv))
REPORT ABOUT THE MOTOR VEHICLES ACCIDENTS

1	Name of the Police Station	Usamannagar dist.Nanded
2	CR.NO./TAR No./SDE No.	235/2021 U/s 279,304(a) of IPC
3	Date, Time and Place of the accident.	02/012/2021 at 1230 hrs Nanded to Jamb road near Kalambar tq. Kandhar Dist. Nanded
4	Name of the Injured / Deceased	1) Sd. Shoukat sd. Rafik age 18 years 2) sd. Juber sd. Rafik age 25 years both r/o Zade Galli Kandhar tq. Kandhar Dist. Nanded
5	Name of Hospital to Which he/she was removed	Govt.Hospital Nanded
6	Number of vehicles and type of the vehicle	NL 01 AB 9092 Truck
7	Name and address of the Driver of the vehicle with particulars or Driving License of the said Driver and the address of the Issuing Authority of the said Driving License. The number of Badge in case of Public Service Vehicle and the address of the Issuing Authority of the said Badge.	Tryanbak Shankar Kambale age 46 years r/o Katkalamba tq. Kandhar Dist. Nanded MH 26 20100013445 RTO Nanded
	Name and Address of the Owner of the vehicle as it stands on the date of the accident.	Rajnisingh Suchasingh Sima r/o near Grudwara Nanded tq. Dist. Nanded
9	Name and address of the insurance Company with whom the vehicle was insured and the Divisional office of the said insurance Company.	United India Insurance company ltd.
10	Number of Insurance Policy / Insurance Certificate and the date of Validity of the insurance Policy/Insurance Certificate.	2306003119p116495049 23/03/2022
11	Action taken if any and the result there of	An offence has been registered against the accused. After completion of investigation Charge-sheet has been submitted.

Inspector of Police
Police Station Usamannagar
Dist Nanded (M.S)

FIRST INFORMATION REPORT

(Under Section 154 Cr.P.C.)

प्रथम खबर अडवात
(कलम १५४ फौजदारी प्रक्रिया संहिता)

1. District (जिल्हा): नांदेड P.S.(ठाणे): उल्मान नगर Year (वर्ष): 2021
FIR No.(प्रथम खबर क्र.): 0235 Date and Time of FIR (प्र. ख. दिनांक आणि वेळ): 02/12/2021 16:24 बजे

2. S.No. (अ.क्र.)	Acts (अधिनियम)	Sections (कलम)
1	भारतीय दंड संहिता १८६०	304-A
2	भारतीय दंड संहिता १८६०	२७९
3	भारतीय दंड संहिता १८६०	४२७
4	मोटरवाहन अधिनियम, १९८८	184

3. (a) Occurrence of offence (गुन्ह्याची घटना):

1. Day(दिवस): गुरुवार Date From (दिनांक पासून): 02/12/2021
Time Period (कालावधी): पहर 1 Date To (दिनांक पर्यंत): 02/12/2021
Time From (वेळेपासून): 00:10 बजे
Time To (वेळेपर्यंत): 01:00 बजे

(b) Information received at P.S. (माहिती मिळालेले पोलीस ठाणे):

Date (दिनांक): 02/12/2021 Time (वेळ): 15:00 बजे

(c) General Diary Reference (रोजनामचा संदर्भ)

Entry No. (नोंद क्र.): 019 Date & Time (दिनांक आणि वेळ): 02/12/2021 16:15 बजे

4. Type of Information (माहितीचा प्रकार): लेखी

5. Place of Occurrence (घटनास्थळ):

1.(a) Direction and distance from P.S.(पोलीस ठाण्यापासून दिशा व अंतर): नैऋत्य 5 किमी

Beat No. (बिंदू क्र.):

(b) Address (पत्ता): कलंबर खु ते नांदेड शेखर, जिर्निंगजवळ ना वडजे यांचे शेताजव, कलंबर खु, लाहा

(c) In case, outside the limit of this Police Station, then (या पोलीस ठाण्याच्या हद्दीबाहेर जणवतबारा):

Name of P.S.(पोलीस ठाण्याचे नाव):

District(State) (जिल्हा(राज्य)):

6. Complainant / Informant (तक्रारदार/माहिती देणारा):

(a) Name (नाव): सय्यद सुलतान पि. सय्यद महबुब

(b) Father's/Husband's Name (वडील / पती चे नाव):

(c) Date/Year of Birth (जन्म तारीख/वर्ष): 1979

(d) Nationality (राष्ट्रीयत्व): भारत

(e) UID No. (यु.आय.डी. क्र.):

(f) Passport No. (पासपोर्ट क्र.):

Date of Issue (दिल्याची तारीख):

Place of Issue (दिल्याचे ठिकाण):

(g) Id details (Ration Card, Voter ID Card, Passport, UID No., Driving License, PAN) ओळखपत्र विवरण (राशन कार्ड, मतदाता कार्ड, पासपोर्ट, यूआईडी सं., ड्राइविंग लाइसेंस, पॅन कार्ड)

S.No. (अ. क्र.) Id Type (ओळखपत्राचा प्रकार)

Id Number (ओळखपत्राचा क्रमांक)

1

(h) Address (पत्ता):

S.No. (अ. क्र.)	Address Type (पत्त्याचा प्रकार)	Address (पत्ता)
1	वर्तमान पत्ता	छोटी गल्ली, कंधार, कंधार, उस्मान नगर, नांदेड, महाराष्ट्र, भारत
2	स्थायी पत्ता	छोटी गल्ली, कंधार, कंधार, उस्मान नगर, नांदेड, महाराष्ट्र, भारत

(i) Occupation (व्यवसाय):

(j) Phone number (फोन नं.):

Mobile (मोबाइल नं.): 91-9860810607

7. Details of known/suspected/unknown accused with full particulars (माहित असलेल्या / संशयीत/अनोळखी आरोपीचा संपूर्ण पत्ता):

S.No. (अ.क्र.)	Name (नाव)	Alias (उर्फनाव)	Relative's Name (नातेवाईकाचे नाव)	Present Address (वर्तमान पत्ता)
1	टुक क्र. NL 01 AB 9092 चा चालक नाव माहित नाही			1. माहित नाही, नांदेड, महाराष्ट्र, भारत

8. Reasons for delay in reporting by the complainant/informant (तक्रारदार/माहिती देणारा-वाकडून तक्रार करण्यातील विलंबाची कारणे):**9. Particulars of properties of interest (संबंधीत मालमत्तेचा तपशील):**

S.No. (अ.क्र.)	Property Category (मालमत्ता वर्ग)	Property Type (मालमत्ता प्रकार)	Description (वर्णन)	Value (In Rs/-) (मुल्य (रु. मध्ये))
----------------	-----------------------------------	---------------------------------	---------------------	-------------------------------------

10 Total value of property (In Rs/-) (चोरीस गेलेल्या मालमत्तेचे एकूण मुल्य (रु. मध्ये)):**11 Inquest Report / U.D. case No., if any (इन्क्वेस्ट अहवाल/ अकस्मात मृत्यू प्रकरण क्र., जर असल्यास):**

S.No. (अ. क्र.) UIDB Number (यु.आय.डी. बी.क्र.)

12 First Information contents (प्रथम खबर हकीकत):

व्यवसाय व्यापार रा. छोटी गल्ली कंधार मो. नं. 9860810607 समक्ष पोलीस स्टेशन उस्माननगर येथे हजर येवुन फिर्याद लिहून घेण्यास सांगतो की मी वरिल ठिकाणचा राहणारा असुन व्यापार करतो. दि. 01.12.2021 रोजी माझे भाचे नावे 01. सय्यद सुबेर पि. सय्यद रफिक वय 20 वर्षे 02. सय्यद शौकत पि. सय्यद रफिक वय 18 वर्षे असे रात्री अंदाजे 11.00 वाचे सुमारास कंधार येथुन होडा युनिकॉन मोटारसायकल क्र. MH 12 FQ 3618 वर बसुन नांदेड राली कामानिनीत जात होते त्यांनी कंधार, पांगरा मार्गे कंधार खु. येथुन उस्माननगर मार्गे नांदेडला जात होते. दि. 02.12.2021 रोजी रात्री अंदाजे 01.00 वाजता मी माझे कंधार येथील घरी असताना रामजल री. बाहेर भाडे फिर्याद

नामे सय्यद जुबेर पि. सय्यद रफिक वय 20 वर्ष, सय्यद शौकत पि. सय्यद रफिक वय 18 वर्ष असे दोघे नांदेडकडे जात असताना कलंबर खु ता. लोहा नांदेड उस्माननगर रोडवर जिनींगजवळ नारायण पांडुरंग वडजे रा. कलंबर खु यांचे शेताजवळ मो. कलंबर खु शिवार येथे अपघात झाला आहे व त्यात ते दोघेही मरण पावले आहेत. त्यावरून मो व माझा भाऊ नामे सय्यद वाहाब सय्यद महेबुब व इतर गावातील नातेवाईकांसह घटनास्थळी आलो तेथे कलंबर खु गावातील लोक व उस्माननगर पोलीस मला भेटले तेथे माझे भाऊ नामे सय्यद जुबेर पि. सय्यद रफिक वय 20 वर्ष, सय्यद शौकत पि. सय्यद रफिक वय 18 वर्ष सिमेंट रोडवर व बाजुला मृत अवरधेत पडलेले दिसून आले तेथे मला लोकांकडून समजले की NL 01 AB 9092 या ट्रकच्या चालकाने माझा भावाचे मोटार सायकल क्र. MH 12 FQ 3618 ला धडक देवून अंदाजे 200 मिटर अंतरा पर्यंत दक्षिणेकडे रोडवर मोटार सायकल घासत नेवुन रोडचे पश्चिम बाजुला मोटार सायकल तुट फुट व जळालेल्या अवस्थेत दिसून आली. सदर ट्रक चालकाने रोडवरून मोटार सायकल घासत नेल्याने मोटार सायकलला आग लागून जळाली आहे. सदर घटनास्थळा पासून अंदाजे 02 किलोमीटर अंतरावर कलंबर खु जवळ ट्रक क्र. NL 01 AB 9092 चा ट्रक चालक गावातील लोक आल्याने ट्रक सोडून पळुन गेला. तरी दि. 02.12.2021 रोजी रात्री अंदाजे 12.10 ते 01.00 वाजताचे सुमारास कलंबर खु ते उस्माननगर मार्गे नांदेड जाणारे रोडवर जिनींगजवळ नारायण पांडुरंग वडजे रा. कलंबर खु यांचे शेताजवळ मोजे कलंबर खु येथे यातील ट्रक क्र. NL 01 AB 9092 या ट्रकच्या चालकाने त्याचे ताब्यातील ट्रक हयगय व निष्कालजी पणाने भरधाव वेगात चालवुन मो. सा. क्र. MH 12 FQ 3618 मोटार सायकलला जोराची धडक देवुन माझे भाऊ नामे सय्यद जुबेर पि. सय्यद रफिक वय 20 वर्ष, सय्यद शौकत पि. सय्यद रफिक वय 18 वर्ष दोघे रा झारे मल्ली कंधार यांचे मरणास कारणीभूत ठरला. तरी त्यांचेवर योग्य ती कारवाई होणेस विनंती आहे. माझा जबाब माझे सांगणे प्रमाणे टंकलिखित केला प्रिंट काढुन दाखविला तो माझे सांगणे प्रमाणे बरोबर व खरा आहे.

13. Action Since the above information reveals commission of offence(s) u/s as mentioned at (केलेली कारवाई: बाब क्र.२ मध्ये नमूद केलेल्या कलमान्वये वरील अहवालावरून अपराध घडल्याचे.) or (किंवा)

(1) **Registered the case and took up the investigation:** (प्रकरण नोंदविले आणि तपासाचे काम हाती घेतले):

(2) **Directed (Name of I.O.)** (तपास अधिका-याचे नाव): BABASAHEB PIRAJI THORE
Rank (पद): SI (Sub-Inspector)

(3) **Refused investigation due to** (ज्या कारणामुळे तपास करण्यास नकार दिला):
No. (क्र.): POBN84360 **to take up the investigation** (ला तपास करण्याचे अधिकार दिले) or (किंवा)

or (ज्या कारणामुळे तपास करण्यास नकार दिला)
(4) **Transferred to P.S.** (गुन्हा दुसरीकडे पाठविला असल्यास त्या पोलीस ठाण्याचे नाव):

District (जिल्हा):

on point of jurisdiction (को क्षेत्राधिकार के कारण हस्तांतरित).

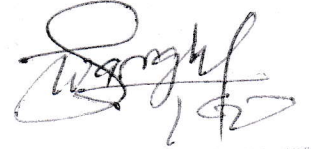
F.I.R. read over to the complainant / informant, admitted to be correctly recorded and a copy given to the complainant / informant free of cost. (प्रथम खबर तक्रारदाराला/खबरीला वाचून दाखविली, बरोबर नोंदविली असल्याचे त्याने मान्य केले आणि तक्रारदाराला/खबरीला खबरीची प्रत मोफत दिली.)

R.O.A.C. (आर. ओ. ए. सी.)

14. Signature/Thumb impression of the complainant / informant. (तक्रारदाराची/खबर देणा-याची सही/अंगठा):



15. Date and time of dispatch to the court: (न्यायालयात पाठवल्याची तारीख व वेळ):



Signature of Officer in charge, Police Station (ठाणे प्रभारी अधिका-याची)

Name (नाव): SHIVPRAKASH PRABHAKAR M
Rank (पद): SI (Sub-Inspector)
No. (सं.): POBN84107

घटनास्थळ पंचनामा/गुन्ह्याच्या तपशीलाचा नमुना
CRIME DETAILS FORM

1. राज्य महाराष्ट्र जिल्हा नांदे पो. ठाणे उस्मानगर वर्ष 2021 पहिली खबर क्र./कार्यवाही क्र 235 दिनांक 02/12/2021
State District P. S. Year FIR No. Date

2. अधिनियम व कलमे 304 (अ), 279, 427 आदींचे सह कलम 184 मो व का.
Acts and Sections

3. घटनेचे ठिकाण दाखविणा-याचे नाव, पत्ता :-
Place of occurrence shown by :-

नाव सय्यद सुमतान पित्याचे / पतीचे नाव सय्यद अहमद बुद
Name Father's/Husband's Name
पत्ता :- घर नं. गल्ली छोटी गल्ली रस्त्याचे नाव जवळचे प्रसिध्द ठिकाण
Address :- House No. Ward Name of Road Nearest Identifiable place

गाव कंधार पोस्ट कंधार तालुका कंधार जिल्हा नांदे राज्य महाराष्ट्र
Village Post Taluka Dist. State
घटनास्थळाचे पत्ता :- घर नं. कान्हेर गल्ली उस्मानगर ते नांदे जाणारे जेडवर बायपास पांडुरंग
Address :- House No. Ward Name of Road Nearest Identifiable place

गाव कान्हेर पोस्ट पोलीस ठाणे उस्मानगर तालुका नांदे जिल्हा नांदे राज्य महाराष्ट्र
Village Post P. Stn. Taluka Dist. State

4. गुन्ह्याचा प्रकार (गुन्ह्याच्या सर्व पध्दतीसह)
Type of Crime :- २४०अ व निकालसंपन्नने अरबाव वेगात वरून चालणुन घडणु
(i) गुन्ह्याचे मुख्य शिर्ष/मथळा (ii) गुन्ह्याचे मुख्यशिर्षचे वर्गीकरण (गोण शिर्ष/मथळा)
Crime Major Head Crime Minor Head

(iii) गुन्हा करण्याची पध्दत (१)
Method (२)
(३)

(iv) गुन्ह्यात वापरलेली वाहने
Conveyance(s) used ट्रेक व NL-V, AB. 9092

(v) केलेले वेशांतर/बतावणी
Character assumed

(vi) गुन्हा करताना वापरलेली भाषा
Language/Dialect used

(vii) विशेष वैशिष्ट्ये - १ :-
Special feature - 1 :-

विशेष वैशिष्ट्ये - २ :-
Special feature - 2 :-

विशेष वैशिष्ट्ये - ३ :-
Special feature - 3 :-

(viii) घटनेच्या ठिकाणाचा प्रकार व पत्ता सी. कान्हेर (रु) ते उस्मानगर नांदे जाणारे जेडवर
Type of place of occurrence बायपास पांडुरंग वरून याचे उस्मानगर नी कान्हेर रु
घर नं. गल्ली रस्त्याचे नाव जवळचे प्रसिध्द ठिकाण
House No. Ward Name of Road Nearest Identifiable place

गाव कान्हेर (रु) पोस्ट तालुका नांदे जिल्हा नांदे राज्य महाराष्ट्र
Village Post Taluka Dist. State

(ix) अंतर्भूत मालमत्तेचा प्रकार
Type of property involved (Major head of the property to be filled) :

1) 2)
3) 4)
5) 6)

5. गुन्यात वकी पडलेल्या पिडीत व्यक्तीचा तपशील (आवश्यकता नासल्यास वेगळा कागद लाडावा)

Particulars of the victim(s) (Attach separate sheet, if required) :

क्र. No.	पूर्ण पत्ता Full Address	वडीलाचे/पतीचे नाव Father's/Husband's Name	जन्म दिनांक Date/Year of Birth	लिंग Sex	राष्ट्रीयत्व Nationality	धर्म Religion	जाती/जमाती whether SC/ST/OBC	धंदा Occupation	पूर्ण पत्ता Address	दुखापत गंभीर/साधी Injury (Grievous/simple)	कशाने जखमी केले Means of causing injury
1	2	3	4	5	6	7	8	9	10	11	12
1)	सय्यद जुबेर सय्यद रफीक	स. रफीक	20	पुरुष							
2)	सय्यद सौका सय्यद रफीक	स. रफीक	18	पुरुष							

6. गुन्हा करण्याचा हेतू
Motive of Crime

हत्यागय व भिक्कालजीपणाने भरधाव वेगाने चालवुन झुल्ले

7. चोरीस गेलेला/अंतर्भूत मालमत्तेचा तपशील (योग्य नमुना वापरवा व सोबत जाडावा)

Details of properties stolen/involved (Use appropriate prescribed form(s) and attach).

8. घटनेच्या जागेचे वर्णन :-

Description of the place of occurrence.

जाम्बि कपोनि डि. ए. देवकते पोस्टे उस्माननगर असे पोस्टे उस्माननगर गु. र. नं. 235/2021 कलम 304(C), 279, 427 भादवि मधील घटनास्थळ पंचनामा करावयाचा असल्याने पंच नामे 1) चंद्रकांत उगाधर भोपाळे वय 25 वर्षे व्यव शोनी रा. कलंबूर गु. न. नं. 235/2021 भा. नं. 235/2021 कलम 304(C), 279, 427 भादवि 2) भानुदास व्यंकटेश्वर चोरबाड वय 35 वर्षे व्यव-शोनी रा. कलंबूर गु. न. नं. 235/2021 भा. नं. 235/2021 कलम 304(C), 279, 427 भादवि यास घटनास्थळी जोगापुन घटनास्थळ पंच गु. न. नं. 235/2021 भा. नं. 235/2021 कलम 304(C), 279, 427 भादवि हा असले फळवणने पंचनामे होकार दिला. घटनास्थळी मिळालेली सय्यद सुलतान पि सय्यद महेबुब वय 42 वर्षे व्यव-व्यापार रा. कलंबूर हे हाजर असुन त्यानी गु. न. नं. 235/2021 भा. नं. 235/2021 कलम 304(C), 279, 427 भादवि घटनास्थळी दाखविले सदर घटनास्थळ हे भोजे कलंबूर सु. ते उस्माननगर नॉर्वेड जाणारे रोडवर नारायण मांडुरंग वडने यांचे जोगापुन आहे. सय्यद घटनास्थळाची जाणकारने पाहणी केली असता घटनास्थळी सिमेंट रोडवर रफताचे डाग व कुस डोव्याचे मयताचे दिसत आहे. सदर सिमेंट रोड हा सिमेंट ब्लॉकचा 30 फुट रुंदीचा असुन घटनास्थळी टायरचे खुना दिसत आहेत. सदर घटनास्थळावर भोयार सायकल हे पाहि तुटलेले असुन घटनास्थळापासुन 200 मीटर वर उर्वरते मयताची खुनाकांग



8. घटनेच्या जागेचे वर्णन (पुढे बाल)

Description of the place of occurrence. (Contd.)

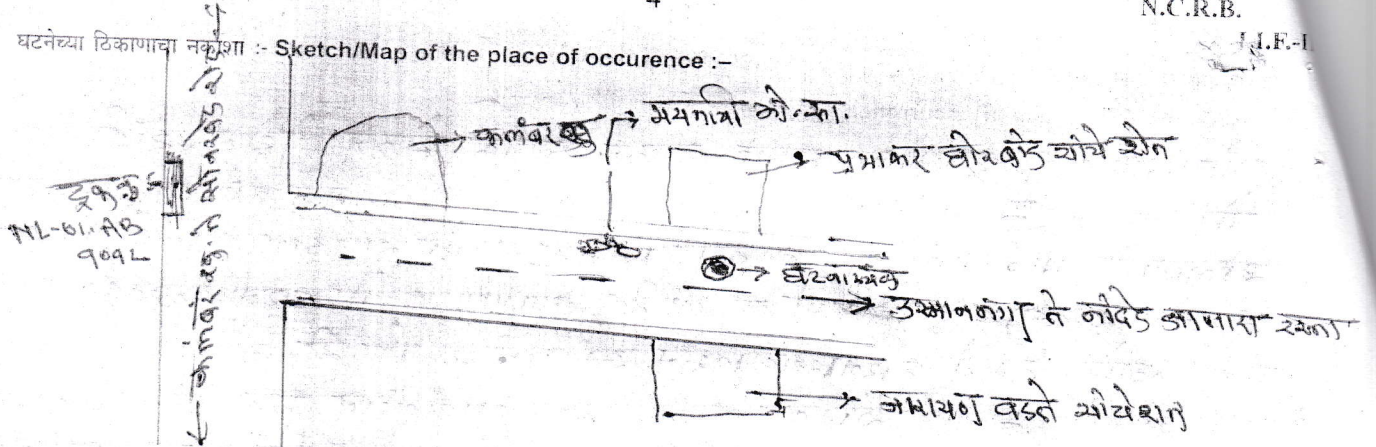
मोटरसायकल ड्रकसोबत घासत जाऊन स्पाई होऊन पेट्रोल टॉकी कुडक पेट होऊन जाळालेल्या अवस्थेत पुन्हाकर मुजंगराव चौरवांड यांचे शेताकडून पाखीमेकडील बाजूस सीमेंट रोडचे साईडला पडलेली दिसत असलेले गुन्ह्याचे तपासकाम व तांत्रिक तपासणी कामी घटनास्थळावरून ताब्यात घेतली आहे. तसंच घटनास्थळावरून अंदाजे 2 कि.मी. अंतरावर बाकळ ते सोनखेड जाणारे रोडवर कलंबर खु- गावालागत ड्रक हॉ. NL-01-AB 9092 ही रक्यावर रोडवर उभी असून पाखीमेकडे कॅबिन आहे स्वर ड्रक 14 रायरी असून उजव्या बाजुकडील चालकाचे साईडचे समोरील रायरचे मागचे रायर पुगता कस्ट झालेले दिसत आहे. ड्रकचे इंजिनवरील मऊयाड पुगता चेपलेल असून ड्रकची समोरील कॅबिनचा भाग हिरव्या कलरचा व बोडी विरफरी कलरची असून ड्रकचे समोरील दोन इंडी केटर पेकी उजव्या बाजुचे इंडीकेटर जाळालेले दिसत असून उजव्या साईड ला ड्रकचे शोपरीस बांधलेला कपडा जोडा जाळालेला दिसत आहे. ड्रक चे इंजिन साईडला व काचापयत मोटरसायकल जाळालेली काडीची दिसत आहे. स्वर ड्रक ही गुन्ह्याचे तपास व तांत्रिक तपासणी कामी दोन पंचासमक्ष ताब्यात घेऊन पोस्टेला जमा केली आहे. स्वर घटनास्थळाची चतुःसिमा पहाता पुपुसि नावाच्या पांडु रंग पडले रा कलंबर खु. यांचे शेता आहे. पाखीमेस पुन्हाकर मुजंगरा चौरवांड यांचे शेता आहे. दक्षिणेस कलंबर खु. कडे जाणारा रस्ता आहे. उत्तरेस उस्मानग. जाणारे रस्ता आहे. येणेप्रमाणे चतुःसिमा आहे.

स्वर घटनास्थळाचे अक्षांश 18.959819 व रेखांश 77.26289
 उंच. 18.955309 व रेखांश 77.254152

आमी व पंच सुरवातीपासून जोवरपर्यंत हाजर राहुन एकमे, केले, पारिज परिस्थतीची जाह पंचनाम्यात केली आहे.

31/05/27  

9. घटनेच्या ठिकाणाचा नकाशा :- Sketch/Map of the place of occurrence :-



10. घटनास्थळाचा नकाशा ड्राफ्ट्समन / आरेखक यांचेकडून काढला काय ?

Whether the Sketch/Map prepared by Draftsman ?

होय/नाही

नाव

Yes/No

11. घटनास्थळाचे फोटो घेण्यात आले काय ? असल्यास फोटो ग्राफरचे नाव व पत्ता ?

Whether Photograph is taken ? If yes, Name & address of Photographer

होय/नाही

नाव

Yes/No

12. तपासकामी प्रत्यक्ष पुरावा म्हणून गुन्हाच्या जागेवरून मिळविलेल्या / जप्त केलेल्या मालमत्तेचे वर्णन :- (आवश्यकता वाटल्यास वेगळा कागद जोडावा)

Description of physical evidence from the scene of crime for the property recovered/seized for the purpose of investigation (Attach separate sheet if require)

2100000 = 00 (१) डीएल टाईर LPT कंपनीची स्पोर्ट्सिंग कंपनी
या भागात दिल्या कणरची व भागीत कोडी विक्री
कणरची 14 टायर असलेली उजवे बाजुचे डायमंडर
साईडचे भागचे टायर क्वार्ट झालेले ज्यांचा डीएल
नं. 71163644600 असा असलेली गुण
फि नं.

13. घटनास्थळाला भेट दिल्याची / पंचनाम्याची दिनांक व वेळ :-

Date and Time of visit to the place of occurrence :

दिनांक 02.12.2021 वेळ 16.45 ते 17.50 पर्यंत

Date Time to

(i) पंचाचे नाव व सही :-

Witness : Name & Sign.

पत्ता :-

Address

(ii) पंचाचे नाव व सही :-

Witness : Name & Sign.

पत्ता :-

Address

आरोपीची सही (जर असल्यास)

Sign. of accused (if present)

तपासक अंमलदारची सही

Signature of Investigating Officer

नाम : Name

दुहा : Rank

ठिकाण : Place : घटनास्थळ ही कर्मचारी रस्ता

दिनांक : Date : 02.12.2021

डि. ए. देवकार

काड नं. NO.

CJPN (Q-127) 9-2008-5,00,000 Bks./4 lvs.-PA4*
G.P.G.D. No. 733/33, dated 16-6-41 and
G.R., H. and L.G.D. No. 733/33, dated 11-12-47,
vide Surgeon General with the Govt. of Maharashtra, Bombay's
Letter No. FRM./1462/19357/1, dated 4-7-62.]

MLPM No. - 1056/21
Date - 02/12/2021

Memorandum of a post-mortem examination held at Dr. S.C. GMC Nanded Dispensary Hospital

on the dead body of Sayyad Juber
Sayyad Rafiq of Village Zare Galli, Kandhar
City

Taluka Kandhar District Nanded by Dr. G.B. Mishra
Dr. S.S. Sireath

I. General Particulars -

1. (a) By whom was the corpse sent? API D.A. Devkatte

(b) Name of place from which sent. Dr. S.C. GMC Nanded

(c) Distance of place from which sent:

2. By whom was the corpse brought? PC Pawar B.No. - 706
P.S. - Usmannagar.

3. By whom identified?

4. The date, hour and minute of its receipt. 12:20 PM

(a) The date, hour and minute of beginning post-mortem examination 02:00 PM on 02/12/2021

(b) The date, hour and minute of ending post-mortem examination 03:00 PM

5. Substance of accompanying Report from police Officer or Magistrate, together with the date of death if known, Supposed cause of death or reason, As per police inquest and requisition letter, deceased had history of road traffic accident on 02/12/2021 at around 00:30 hours, with his brother, declared brought dead at Dr.S.C.GMC Nanded on 02/12/2021 at 00:30 hours. Body MLPM examination.

6. If not examined at Dispensary or Hospital -

- (a) Name of place where examined
- (b) Distance from Dispensary or Hospital-
- (c) Reason why the body was not sent to the Dispensary or Hospital

Not applicable.

II. External Examination

7. Sex, apparent age, race *Male, 25 years* or caste.

Description of clothes and of ornaments on the body. *1] Brown coloured full sleeved shirt.*
2] Blue coloured jeans.
3] Blue coloured underwear.

8. **Condition of the clothes** - Whether wet with water, stained with blood or soiled with vomit or foecal matter.

clothes intact, soiled with blood, grass - weed particles present at places on cloths, handed over to PC on duty.

9. Special marks on the skin such as scars, tattooing etc. any malformations peculiarities or other marks of identification State of the teeth.

Body identified.
Teeth - intact, 16/16.

In newly born infants, the length and (if possible) the weight of the body to be recorded together with the state of the hair, nails and umbilical cord, its length, whether placenta is attached or not, if present

Not applicable.

10. **Condition of body** - obese, cold.
Whether well-nourished, thin or emaciated warm or cold.

11. **Rigor Mortis** - well-marked slight or absent; whether present in the whole body or part only.

Well-marked in all parts of the body.

12. Extent and signs of decomposition, presence of post-mortem lividity on buttocks loins, back and thighs or any other part. Whether bullae present and the nature of their contained fluid. Condition of the cuticle.

No signs of decomposition present.
Post mortem lividity present on posterior aspect of body except at pressure points, fixed.

13. **Features** - Whether natural or swollen, state of eyes, position of tongue : nature of fluid (if any) oozing from mouth, nostrils or ears.

Facial features - identifiable.
Eyes - closed. Pupils - dilated.
Mouth - closed, Tongue - inside mouth.
Blood oozing through nostrils and mouth.
No any oozing from ears.

14. **Condition of skin** - Marks of blood etc. In suspected drowning the presence or absence of cutis anserina

Dry, pale.
Dried blood stains present around nostrils, mouth, face and over body at places.

15. Injuries to external genitals. → Intact, no injuries present.
Indication of purging. - No purging of faeces.

16. **Positions of limbs-** Especially of arms and of fingers in suspected drowning the presence or absence of sand or earth within the nails or on the skin of hands and feet.

17. **Surface wounds and Injuries-** Their nature, position, dimensions (measured) and directions to be accurately stated-their probable age and causes to be noted.

If bruises be present what is the condition of the subcutaneous tissues?

(N.B. - (When injuries are numerous and cannot be mentioned within the space available they should be mentioned on a separate paper which should be signed.)

1] Laceration present over right fronto-parietal region of scalp of size 13x2 cm x bone deep, ~~red~~.

2] Graze abrasion present on forehead on right side, horizontally placed, ~~each~~ 2 cm above right eyebrow of size 2cm x 1cm, ~~red~~.

3] Laceration present on forehead on right side, horizontally placed, 3 cm above right eyebrow ~~to~~ lateral end of size 1.5 x 0.2 cm, margins irregular, infiltrated with blood and blood clots.

4] Laceration present on forehead involving right and left eyebrow of size 5.5 x 1.5 cm bone deep, margins irregular, infiltrated with blood and blood clots.

5] Graze abrasion present on right zygomatic region, vertically placed of size 3.5 x 2 cm, directed upwards, ~~red~~.

6] Graze abrasion present on left cheek and left zygomatic region of size 10 x 6 cm, directed upwards, ~~red~~.

7] Laceration present on nose, upper part of size 1.5 cm x 0.5 cm x bone deep, with underlying nasal bone fractured.

8] Laceration present on upper lip of size 2.5 cm x 1 cm x 0.5 cm, margins irregular, infiltrated with blood and blood clots.

9] Graze abrasion present on chin of size 3 cm x 2 cm, directed upwards, ~~red~~.

10] Graze abrasion present on right shoulder ~~supero-lateral~~ aspect of size 12 x 5 cm, directed upwards, medial, ~~red~~.

11] Graze abrasion present on right elbow, directed outwards of size 5 cm x 3 cm, ~~red~~.

(a) Can you say definitely that the injuries shown against serial Nos. 17 and 18 are ante mortem injuries?

Injuries continued from column no. (17) -

- 12] Graze abrasion present on right forearm, extensor aspect, lower part of size 5 cm x 2.5 cm, directed laterally, outwards, ~~eed~~.
- 13] Laceration present on right palmar aspect in between 1st web space of size 6 cm x 1.5 cm x muscle deep, margins irregular, infiltrated with blood and blood clots.
- 14] Graze abrasion present present on flexor aspect of left forearm of size 16 cm x 5 cm, directed upwards, ~~eed~~.
- 15] Graze abrasion present over left side of chest and abdomen of size 60 cm x 50 cm, directed laterally upwards, ~~eed~~.
- 16] Graze abrasion present on lateral aspect of chest on right side of size 20 cm x 10 cm, directed upward, medial, ~~eed~~.
- 17] Graze abrasion present on left side of back, on lateral aspect of size 54 cm x 36 cm, directed, medially downwards ~~eed~~.
- 18] Graze abrasion present on right thigh, anterior aspect, mid-part, of size 12 cm x 6 cm, directed downwards, ~~eed~~.
- 19] Multiple graze abrasions present on right leg of sizes varying from 0.5 cm x 0.5 cm to 3 cm x 2 cm, in various directions, ~~eed~~.
- 20] Laceration present on right foot, just below medial malleolus of size 4 cm x 0.5 cm x 0.5 cm. ~~eed~~
- 21] Laceration present on left knee of size 12 cm x 3 cm x bone deep, underlying bone fractured (dislocated knee joint) margins irregular, infiltrated with blood and blood clots.

~~Handwritten signature~~

(A)

22] Laceration present on left foot, dorsal aspect, of size 5 cm x 2 cm x 1 cm, lobed and medial to left lateral malleolus with margins irregular, infiltrated with blood clots.

23] Laceration present over chin, placed horizontally, of size 3 x 0.5 x 0.5 cm, margins irregular, infiltrated with blood and blood clots.

~~S. S. Sinsath~~

[Dr. S. S. Sinsath]
Resident Doctor
Dept. Of Forensic Medicine
Dr. S. C. Govt. Medical College,
Vishnupuri, Nanded-431006

G

[Dr. G. B. Mishra]
Resident Doctor
Dept. Of Forensic Medicine
Dr. S. C. Govt. Medical College,
Vishnupuri, Nanded-431006

III. Internal Examination

19. Head -

(i) Injuries under the scalp their nature.

(ii) **Skull** - Vault and base - describe fractures their sites, dimensions, direction, etc.

(iii) **Brain** - The appearance of its coverings, size, weight and general condition of the organ itself and any abnormality found in its examination to be carefully noted (weight: M. 3 grams, F. 2.75 grams.)

1] Contusion present under the scalp over the fronto-parietal region of size 12cm x 8cm.

Intact, no fracture present.

1] subdural hematoma present of about 50 gm all over cerebrum with multiple small hemorrhages contusions present on basal part of both frontal, temporal, and cerebellum lobe

2] Diffuse subarachnoid, hemorrhages present all over brain.

20. Thorax -

(a) Walls, ribs, cartilages

1] Ribs fractured into multiple pieces on both sides with blood, margins irregular, infiltrated with blood clots.
2] sternum fractured at midpart, margins irregular, infiltrated with blood clots.

(b) Pleura

Torn on both sides. About 500 ml blood and blood clots present in each pleural cavity.

(c) Larynx, Trachea and Bronchi.

Intact, no any foreign body present.

(d) Right Lung

(e) Left Lung

Multiple contusions and lacerations present over anterior and posterior surface of both the lungs collapsed.

(f) Pericardium

Intact,

(g) Heart with weight

(h) Large Vessels

Intact, blood and blood clots present.

21. **Abdomen -**

Walls Intact.

Peritoneum } About 1.5 liter blood and blood clots present.

Cavity }

Buccal Cavity, teeth, tongue and Pharynx Intact, no any foreign present.

Oesophagus Intact.Stomach and its contents } About 350 ml semidigested food material present with eggs and rice particles identified.
No abnormal smell perceived.

Small intestine and its contents. } Mucosa - intact, pale.

Large intestine and its contents. } Multiple contusions present over intestine and mesentery, at places.
Partially filled with gases and feces.

Liver (with weight) and gall bladder. } Multiple lacerations present over right lobe of liver with blood clots adherent to margins.

Pancreas and Suprarenals Intact, pale.

Spleen with weight Intact, pale.

Kidneys with weight Intact, pale.

Bladder Intact, empty.

Organs of generations Intact.

Additional remarks with where possible, medical officer's deduction from the state of the contents of the stomach as to time of death and last meal. Nil.


State which viscera (if any) have been retained for chemical examination and also quote the numbers on the bottles containing the same. Viscera not preserved.

22. *Spine and Spinal Cord-

- ① Cervical spine fractured at the level of vertebrae C4-C5 level with hemorrhage present in surrounding paraspinal tissue.
- ② Incomplete transection present at the level of L1-L2, with fractured margins irregular, infiltrated with blood and blood clots.

Opinion as to the cause/
probable cause of death "Death due to multiple injuries"

~~Arbata~~
[Dr. S. S. Sirsath]
Resident Doctor
Dept. Of Forensic Medicine
Dr. S. C. Govt. Medical College
Vishnupuri, Nanded - 431606


[Dr. A. B. Mishra]
Resident Doctor
Dept. Of Forensic Medicine
Dr. S. C. Govt. Medical College
Vishnupuri, Nanded - 431606

Date 02/12/2021

(Signature)
* The Spinal Cord need not be examined unless there are any indications of disease, Strychnia poisoning or injury.
Note - The report must be written and signed immediately after the examination. Medical Officers will indicate copy to the Civil Surgeon of their district for record in his office.
has been inspected in situ.

MLPM No. -1056/21

20

Place Dispensary Dr. S.C. GMC Nanded.
Civil Hospital

20

Forwarded to the Police Sub-Inspector Usman nagat.

for information with reference to his No. SDM. 03 / 2021 of 02/12/2021
~~2.~~ Viscera has been preserved. It may please be stated Immediately whether examination by the Chemical Analyser is necessary or it is to be destroyed.


Autista

[Dr. S.S. Sirsath]
Resident Doctor
Dept. Of Forensic Medicine
Dr.S.C.Govt.Medical College.
Vishnupuri,Nanded-431606

Dr. G.B. Mishra
Resident Doctor
Civil Surgeon or M.M.S. Officer
Dr.S.C.Govt. Medical College.
Vishnupuri,Nanded-431606

Copy forwarded with compliments to the Civil Surgeon

for information



M.M.S. Officer

Seen and examined by the Civil Surgeon,
20
Remarks of the Civil Surgeon,

(if any)

on

Recd
24/2/2022
David
HC2119

CJPN (O-127) 9-2008-5,00,000 Bks./4 lvs.-PA4*
G.P.G.D., No. 733/33, dated 16-6-41 and
G.R., H. and L.G.D. No. 733/33, dated 11-12-47,
vide Surgeon General with the Govt. of Maharashtra, Bombay's
Letter No. FRM./1462/19357/1, dated 4-7-62.]

MLPM No. - 1055/21
Date - 02/12/2021

Memorandum of a post-mortem examination held at **Dr. S.C. GMC Nanded** **Dispensary Hospital**

on the dead body of **Sayyad Shaukat Sayyad Rafiq** of **-----** **Village - Zare Galli, Kandhar**
City

Taluka **Kandhar** District Nanded by **Dr. G.B. Mishra**
Dr. S.S. Sirsath.

I. General Particulars -

- 1. (a) By whom was the corpse sent? **API D.A. Devkate**
- (b) Name of place from which sent. **Dr. S.C. GMC Nanded.**
- (c) Distance of place from which sent.

2. By whom was the corpse brought? **HC Pawar**

3. By whom identified? **B.No. - 706**
P.S. - Usmanagar

4. The date, hour and minute of its receipt. **12:20 PM**

(a) The date, hour and minute of beginning post-mortem examination **01:30 PM**

(b) The date, hour and minute of ending post-mortem examination **02:30 PM**

02/12/2021

5. Substance of accompanying Report from police Officer or Magistrate, together with the date of death if known, supposed cause of death or reason, **As per police inquest and requisition left deceased had history of road traffic accident on 02/12/2021 at 00:30 hours, declared by doctors on duty. As the exact cause of death is not known, body is**

6. If not examined at Dispensary or Hospital -

(a) Name of place where examined

(b) Distance from Dispensary or Hospital-

(c) Reason why the body was not sent to the Dispensary or Hospital

Not applicable

II. External Examination

7. Sex, apparent age, race or caste. Male, 18 years.

1] Blue coloured blanket.

Description of clothes and of ornaments on the body.

2] Pink - T-shirt

3] Blue jeans pant

4] Brown underwear

8. **Condition of the clothes** - Whether wet with water, stained with blood or soiled with vomit or foecal matter. Dried blood stains and dried weeds particles present on clothes, handed over to PC on duty.

9. Special marks on the skin such as scars, tattooing etc. any malformations peculiarities or other marks of identification State of the teeth. Body identified. Teeth - intact.

In newly born infants, the length and (if possible) the weight of the body to be recorded together with the state of the hair, nails and umbilical cord, its length, whether placenta is attached

Not known

10. **Condition of body -**
Whether well-nourished, thin or emaciated warm or cold.

obese, cold

11. **Rigor Mortis -** well-marked slight or absent; whether present in the whole body or part only.

Well marked in all parts of the body

12. Extent and signs of decomposition, presence of post-mortem lividity on buttocks loins, back and thighs or any other part. Whether bullae present and the nature of thier contained fluid. Condition of the cuticle.

No signs of decomposition present. Post-mortem lividity present on posterior aspect of body, except at pressure points, fixed.

13. **Features-** Whether natural or swollen, state of eyes, position of tongue : nature of fluid (if any) oozing from mouth, nostrils or ears.

facial features - Intact, identifiable.
Eyes - Closed, spectacle hemaloma present around eyes. Pupils - dilated.
Mouth - open, Tongue - inside mouth.
Red, froath oozing from mouth, dried blood stains present at nostrils and ears.

14. **Condition of skin-**Marks of blood etc. In suspected drowning the presence or

dried blood stains present all over the body.
dried weed particles present on body

15. Injuries to external genitals. Intact, no injuries present.
Indication of purging. No purging present.

16. **Positions of limbs-** straight.
Especially of arms and of fingers in suspected drowning the presence or absence of sand or earth within the nails or on the skin of hands and feet.

17. **Surface wounds and Injuries-** Their nature, position, dimensions (measured) and directions to be accurately stated-their probable age and causes to be noted.

- 1] Graze abrasion present over right zygomatic region, obliquely placed of size 6x4 cm, directed laterally, upwards, red.
- 2] Graze abrasion present on right cheek of size 3x2 cm, directed laterally, upwards, red.
- 3] Graze abrasion present on nose of size 4x1.5 cm, upwards, red.
- 4] Contusion with swelling present on forehead on left side, 2 cm above left eyebrow of size 6x4 cm, bluish.
- 5] Graze abrasion present on left mandibular region of size 6x2.5 cm, directed medially, upwards, red.
- 6] Graze abrasion present on posterior aspect of right shoulder of size 5x3 cm, directed upwards, medial, red.
- 7] Multiple small abrasions present over posterior lateral aspect of right arm of size varying from 0.2x0.2 cm to 2x1 cm, red.

If bruises be present what is the condition of the subcutaneous tissues?

- 8] Graze abrasion present over right forearm, extensor aspect, upper part of size 12x7 cm, directed medially, downwards, red.
- 9] Laceration present on left elbow of size 4.5x1.5x0.5 cm, red.
- 1] fractured present on left radius, lower part
- 2] fracture dislocation of left knee joint
- 3] fractured pelvis present

18. Other injuries discovered by external examination or palpation as fractures etc.

(a) Can you say definitely that the injuries shown against serial Nos. 17 and 18 are ante mortem injuries ?


Yes, ante-mortem

Date - 02/12/2021

Injuries from column no. (17)

- 10] Graze abrasion present on back, on left side scapular region of size 4×3 cm, directed medially upwards, red
- 11] Graze abrasion present on lower part of back of size 13×10 cm, directed laterally, red.
- 12] Contused abrasion present over left thigh, medial aspect, red, of size 12×5 cm.
- 13] Graze abrasion present on left thigh, antero-lateral aspect, mid part of size 10×4 cm directed downwards, laterally, red.
- 14] Laceration present over left knee of size $10 \times 1.5 \times$ bone deep, ~~irregular~~ margins irregular, red.
- 15] Laceration present over left knee of size $5 \times 1 \times$ bone deep, red, margins irregular.
- 16] Bruise burns present over dorsum of great toe, 2nd toe, 3rd toe, 4th toe, directed upwards, red.
- 17] Graze abrasion present on right thigh, anterior aspect, upper part, placed obliquely, of size 15×3 cm directed downwards, medially, red.
- 18] Graze abrasion present on right thigh lateral aspect, mid part, directed laterally, downwards of size 8×1.5 cm, red.
- 19] Graze abrasion present on right knee anterior aspect of size 13×6 cm, laterally upwards, red.

~~S.S. Singh~~
[Dr. S.S. Singh]


[Dr. G.B. Mishra]

MLPM No. - 1055/21
Date - 02/12/2021

20] Multiple graze abrasions present over right leg, involving antero-medial and antero-lateral aspect, and dorsum of whole right foot of size varying from 1×1 cm to 4×1.5 cm in various direction, red.

21] Laceration present over right leg, lower part 1 cm above medial malleolus of size ~~2 x 5~~ 2 x 5 ~~cm~~ cm, white ~~cut~~, cut, blood oozing, margins irregular, red.

22] Abrasion present on dorsum of left hand, 2.5×2 cm in size, directed medially, red.

~~Sirsath~~

[Dr. S.S. Sirsath]

G

[Dr. G.B. Mishra]

III. Internal Examination

19. Head -

(i) Injuries under the scalp, their nature.

1] underlying scalp hematoma about 30 gm⁵, over left side of cranium w hemorrhage present in left temporal r
2] Under scalp contusion present over fronto-parieto-temporal region of size 16x10 cm, red.

(ii) **Skull**- Vault and base- describe fractures their sites, dimensions, direction, etc.

1] Linear fracture present on left fronto-temporal bone of size 8 cm with frac margins extending forwards, downwards in base of skull, with left side of anterior and middle cranial fossa fractured into multiple pieces, fracture margins irregular infiltrated with blood and blood clots.

(iii) **Brain** - The appearance of its coverings, size, weight and general condition of the organ itself and any abnormality found in its examination to be carefully noted (weight M. 3 grams, F. 2.75 grams.)

1] Dura - torn
2] Brain - ① subdural hematoma about 30 gm. present on left cerebral hemisphere
② Diffuse subarachnoid hemorrhage with multiple contusions present on left fronto-parieto-temporal lobes.

20. Thorax -

(a) Walls, ribs, cartilages

Intact, no fracture present.

(b) Pleura

Intact

(c) Larynx, Trachea and Bronchi.

Intact, no foreign body present.

(d) Right Lung

Intact, congested.

(e) Left Lung

(f) Pericardium

Intact.

(g) Heart with weight

Blood and blood clots present.

(h) Large Vessels

(i) Additional remarks

21. **Abdomen -**

Walls Intact

Peritoneum } Intact, no free fluid present.
Cavity }

Buccal Cavity, teeth, tongue and Pharynx Intact, no foreign body present.

Oesophagus Intact

Stomach and its contents About 250 ml yellowish (dal-rice) pasty semi-digested food material present. No abnormal smell perceived. Mucosa - pale.

Small intestine and its contents } Filled with gases and faeces.
Large intestine and its contents }

Liver (with weight) and gall bladder Intact, pale

Pancreas and Suprarenals Intact, pale

Spleen with weight Intact, pale

Kidneys with weight Intact, pale

Bladder Intact, empty

Organs of generations Intact

Additional remarks with where possible, medical officer's deduction from the state of the contents of the stomach as to time of death and last meal.

Nil

State which viscera (if any) have been retained for chemical examination and also quote the numbers on the bottles containing the same viscera not preserved.

22. *Spine and Spinal Cord- Anatomically intact, not opened.

Opinion as to the cause/
probable cause of death "Head injury"

CR

~~Autopsy~~
[Dr. S.S. sirsath]

[Dr. G.B. Mishra]

Dr. S.S. sirsath
Mand-431808

Date 02/12/2021

(Signature)

* The Spinal Cord need not be examined unless there are any indications of disease, Strychnia poisoning or injury.

Note - The report must be written and signed immediately after the examination. Medical Officers will at once dispatch a duplicate copy to the Civil Surgeon of their district for record in his office.

MLPM No. - 1055/21

Date = 2/12/2021

Place ----- Dispensary Dr. S.C. GMC Nanded. 20
Civil Hospital

Forwarded to the Police Sub-Inspector Usmannagar.

for information with reference to his No. S.D.No. 395 of 02/12/2021
X 2. Viscera has been preserved. It may please be stated Immediately whether examination by
the Chemical Analyser is necessary or it is to be destroyed.

[Signature]

[Dr. S.S. Sirsath]


[Signature]

[Dr. G.B. Mishra]
Civil Surgeon or M.M.S. Officer

Dept. of -----
Dr. S.C.G. Vishnupur
Nanded-431608

Copy forwarded with compliments to the Civil Surgeon

for information



M.M.S. Officer

Seen and examined by the Civil Surgeon,
20
Remarks of the Civil Surgeon,

(if any)

on