

**FORM COMP AA**

(sec Rules 253 (c), 254 (c) (iii), 254 (80 255 (1) (iv))  
REPORT ABOUT THE MOTOR VEHICLES ACCIDENTS

1	Name of the Police Station	Ardhapur dist.Nanded
2	CR.NO./TAR No./SDE No.	192/2022 U/S 279,337,338,304(a) of I.P.C
3	Date, Time and Place of the accident.	29/06/2022 at 2100 hrs Nanded to Hingoli road near Dabad Tq.Ardhapur dist. Nanded.
4	Name of the Injured / Deceased	1) Sakharam Keshvrao Rajegore age 20 year 2) Sachin Nagorao Ghode age 23 year r/o Shelgaon Tq.Ardhapur dist. Nanded
5	Name of Hospital to Which he/she was removed	Govt. Hospital Nanded
6	Number of vehicles and type of the vehicle	TS 12 UD 1684 Tempo
7	Name and address of the Driver of the vehicle with particulars or Driving License of the said Driver and the address of the Issuing Authority of the said Driving License. The number of Badge in case of Public Service Vehicle and the address of the Issuing Authority of the said Badge.	Sayyad Khaja Sayyad Nabi age 55 year r/o Natrajnagar, Jeena Asif nagar Hyderabad Tq. dist. Hyderabad  DL 9240/HS/2000 RTA Hyderabad
8	Name and Address of the Owner of the vehicle as it stands on the date of the accident.	Mohamad Salimoddin Mohamad Nazimoddin r/o Kishannagar Zeba bag Hyderabad (TS)
9	Name and address of the insurance Company with whom the vehicle was insured and the Divisional office of the said insurance Company.	CHOLA MS general insurance
10	Number of Insurance Policy/ Insurance Certificate and the date of Validity of the insurance Policy/ Insurance Certificate.	insurance expiry
11	Action taken if any and the result there of	An offence has been registered against the accused. After completion of investigation Charge-sheet has been submitted.

Inspector of Police  
Police Station Ardhapur  
Dist. Nanded (M.S)

(सप्लाइड नमबर ५)

N.C.R.B (एन.सी.आर.बी)

I.I.F.-I (एकीकृत अन्वेषण फॉर्म - १)

**FIRST INFORMATION REPORT**

(Under Section 154 Cr.P.C.)

प्रथम खबर अहवाल  
(कलम १५४ फौजदारी प्रक्रिया संहिता)

1. District (जिल्हा): नांदेड

P.S.(ठाणे): अर्धापूर

Year (वर्ष): 2022

FIR No.(प्रथम खबर क्र.): 0192

Date and Time of FIR (प्र. ख. दिनांक आणि वेळ): 06/07/2022 17:41 बजे

S.No. (अ.क्र.)	Acts (अधिनियम)	Sections (कलम)
1	भारतीय दंड संहिता १८६०	२७९
2	भारतीय दंड संहिता १८६०	३३८
3	भारतीय दंड संहिता १८६०	304-A

3. (a) Occurrence of offence (गुन्ह्याची घटना):

1. Day(दिवस): बुधवार

Date From (दिनांक पासून): 29/06/2022

Time Period (कालावधी): पहर 7

Date To (दिनांक पर्यंत): 29/06/2022

Time From (वेळेपासून): 21:00 बजे

Time To (वेळेपर्यंत): 21:30 बजे

(b) Information received at P.S. (माहिती मिळालेले पोलीस ठाणे):

Date (दिनांक): 06/07/2022

Time (वेळ): 17:30 बजे

(c) General Diary Reference (रोजनामचा संदर्भ)

Entry No. (नोंद क्र.): 028

Date & Time (दिनांक आणि वेळ): 06/07/2022 17:30 बजे

4. Type of Information (माहितीचा प्रकार): लेखी

5. Place of Occurrence (घटनास्थळ):

1.(a) Direction and distance from P.S.(पोलीस ठाण्यापासून दिशा व अंतर): दक्षिण, 08 किमी

Beat No. (बिट क्र.):

(b) Address (पत्ता): भोकर फाटा ते दाभड जाणारे रोडवर, गुरुद्वाराच्या मालकीचे जागेजवळ, दाभड

(c) In case, outside the limit of this Police Station, then (या पोलीस ठाण्याच्या हद्दीबाहेर असल्यास):

Name of P.S.(पोलीस ठाण्याचे नाव):

District(State) (जिल्हा(राज्य)):

6. Complainant / Informant (तक्रारदार/माहिती देणारा):

(a) Name (नाव): दत्ता सखाराम राजेगोरे

(b) Father's/Husband's Name(वडील / पती चे

(c) Date/Year of Birth (जन्म तारीख/वर्ष): 1950

(d) Nationality (राष्ट्रीयत्व): भारत

(e) UID No. (यु.आय.डी. क्र.):

(f) Passport No.(पारपत्र क्र.):

Date of Issue (दिल्याची तारीख):

Place of Issue (दिल्याचे ठिकाण):

(g) Id details (Ration Card, Voter ID Card, Passport, UID No., Driving License, PAN)  
ओळखपत्र विवरण (राशन कार्ड, मतदाता कार्ड, पासपोर्ट, यूआईडी सं., ड्राइविंग लाइसेंस, पॅन कार्ड)

S.No.(अ.)	Id Type (ओळखपत्राचा प्रकार)	Id Number (ओळखपत्राचा क्रमांक)
-----------	-----------------------------	--------------------------------

S.No.(अ.)	Id Type (ओळखपत्राचा प्रकार)	Id Number (ओळखपत्राचा क्रमांक)
1		

## (h) Address (पत्ता):

S.No.(अ. क्र.)	Address Type (पत्त्याचा प्रकार)	Address (पत्ता)
1	वर्तमान पत्ता	शेलगाव खुर्द ता अर्धापुर, अर्धापूर, नांदेड, महाराष्ट्र, भारत
2	स्थायी पत्ता	शेलगाव खुर्द ता अर्धापुर, अर्धापूर, नांदेड, महाराष्ट्र, भारत

## (i) Occupation (व्यवसाय):

## (j) Phone number (फोन नं.):

Mobile (मोबाइल नं.): 91-9881347146

## 7. Details of known/suspected/unknown accused with full particulars (माहीत असलेल्या /संशयित/अनोळखी आरोपीचा संपूर्ण पत्ता):

S.No. (अ.क्र.)	Name (नाव)	Alias (उर्फनाव)	Relative's Name (नातेवाईकाचे नाव)	Present Address (वर्तमान पत्ता)
1	ट्रक क्र TS 12 UD 1684 चा चालक नाव व गाव माहित नाही			1. उपलब्ध नाही, अर्धापूर, नांदेड, महाराष्ट्र, भारत

## 8. Reasons for delay in reporting by the complainant/informant (तक्रारदार/माहिती देणा-याकडून तक्रार करण्यातील विलंबाची कारणे):

फिर्यादीने आज रोजी पो स्टे ला येवुन फिर्यादी दिल्याने

## 9. Particulars of properties of interest (संबंधीत मालमत्तेचा तपशील):

S.No. (अ.क्र.)	Property Category (मालमत्ता वर्ग)	Property Type (मालमत्ता प्रकार)	Description (वर्णन)	Value(In Rs/-) (मुल्य (रु. मध्ये))
----------------	-----------------------------------	---------------------------------	---------------------	------------------------------------

## 10 Total value of property (In Rs/-)-(चोरीस गेलेल्या मालमत्तेचे एकूण मुल्य (रु. मध्ये)):

## 11 Inquest Report / U.D. case No., if any (इन्क्वेस्ट अहवाल/ अकस्मात मृत्यु प्रकरण क्र.,जर असल्यास)):

S.No. (अ. क्र.)	UIDB Number (यु.आय.डी. बी.क्र.)
-----------------	---------------------------------

## 12 First Information contents (प्रथम खबर हकीकत):

जबाब दि.06.07.2022 मी दत्ता पिता सखाराम राजेगोरे वय 72 वर्षे व्यवसाय शेती रा.शेलगाव खुर्द ता अर्धापुर जि नांदेड मो.नं.9881347146. समक्ष पोलिस स्टेशन अर्धापुर येथे हजर येवुन जबाब देतो की,मी वरिल ठिकाणचा राहणारा असुन शेती करुन कुटुंबाची उपजिवीका भागवितो. दि.29.06.2022 रोजी रात्री अंदाजे 10.00 वाजताचे सुमारास मी घरी असताना आमचे गावातील वैभव राजेगोरे यांनी फोनद्वारे कळविले की,मी व भागवत गणपत घोडे, गणेश राजेगोरे असे आमचे मोटार सायकलने नांदेडकडे जात असताना आमचे गावातील सचिन नागोराव घोडे व सखाराम केशवराव राजेगोरे असे त्यांचे मो.सा.क्र MH 26 W 4277 ने जात असताना भोकर फाटा ते दाभड जाणारे रोडवर गुरुद्वाराच्या मालकीचे जागेजवळ आम्हास पाहुन थांबले असता माझे गाडीवरिल भगवान गणपत-घोडे हा त्यांना बोलण्यासाठी माझे मोटार सायकल वरुन उतरुन त्यांचे रोडचे बाजुस गेला असता भोकर फाट्याकडुन येणारा ट्रक क्र TS 12 UD 1684 च्या चालकाने त्यांचे ताब्यातील ट्रक भरधाव वेगात चालवुन तिघांना जोराची धडक देवुन गंभीर जखमी केल्याने महामार्गाचे अॅम्ब्युलन्सने सखाराम राजेगोरे यांना यशोसाई हॉस्पिटल नांदेड व सचिन नागेराव घोडे,भागवत गणपत घोडे यांना संजीवनी हॉस्पिटल नांदेड येथे शरिफ केले असे कळविल्याने मी त्यांना पाहण्यासाठी दवाखान्यात गेलो असता तेथील उपचारा दरम्यान सखाराम राजेगोरे हा दि.30.06.2022 रोजी रात्री 02.00 वाजता मरण पावला व सचिन नागेराव घोडे हा दि.30.06.2022 रोजी शासकीय दवाखाना विष्णुपुरी नांदेड येथे मरण पावला आहे तसेच भागवत गणपत घोडे ह्यास गंभीर दुखापत झाल्याने त्यास शासकीय दवाखाना विष्णुपुरी नांदेड व त्यानंतर शासकीय दवाखाना घाटी औरंगाबाद येथे शरिफ केले आहे. तरी दि.29.06.2022 रोजी रात्री 09.00 ते 09.30 वाजताचे सुमारास आमचे गावातील माझा पुतऱ्या नामे सखाराम केशवराव राजेगोरे व सचिन नागेराव घोडे असे त्यांचे मो.सा.क्र MH 26 W 4277 ने जात असताना व त्यांना पाहुन बोलत थांबलेला भागवत गणपत घोडे यास भोकर फाट्याकडुन येणारा ट्रक क्र TS 12 UD 1684 च्या चालकाने त्यांचे ताब्यातील वाहन हयगथीने व निष्काळजीपणे चालवुन व सखाराम केशवराव राजेगोरे व सचिन नागेराव घोडे यांचे मरणास कारणीभूत होवुन भागवत गणपत घोडे यास गंभीर दुखापत केली आहे तरी ट्रक क्र TS 12 UD 1684 च्या चालकावर योग्य ती कार्यादेशर कार्यवाही करावी आज रोजी माझी मानसिक स्थिती ठिक झाल्याने व धार्मिक विधी पुर्ण करुन आज रोजी फिर्याद दिली आहे. माझा वरिल जबाब माझे सांगणेप्रमाणे सांगणकावर टंकलिखित करण्यात आला तो मला वाचुन दाखविला बरोबर व खरा आहे. समक्ष

हा जबाब दिला सहीपोस्टे अर्धापुर गुरनं 192/2022 कलम 279,338,304(अ) भादवी .1)फिर्यादी :- दत्ता पिता सखाराम राजेगोरे वय 72 वर्ष व्यवसाय शेती रा.शेलगाव खुर्द ता अर्धापुर जि नांदेड मो.नं.9881347146.2)आरोपी :- ट्रक क्र TS 12 UD 1684 चा चालक नाव व गाव माहित नाही3)मयताचे नाव- 1) सखाराम केशवराव राजेगोरे 2)सचिन नागोराव घोडे दोघे रा.शेलगाव खुर्द ता अर्धापुर4)जखमीचे नाव-भागवत गणपत घोडे रा.शेलगाव खुर्द ता अर्धापुर5)गु.घ.ता.वेळ व ठिकाण :- दि.29.06.2022 रोजीचे 21.00 ते 21.30वाजताचे सुमारास भोकर फाटा ते दाभड जाणारे रोडवर गुरुद्वाराच्या मालकीचे जागेजवळ दाभड दक्षिणेस 08कि मी5)दाखल करणार :- HC 1814 कोकाटे पोलिस ठाणे अंमलदार पो.स्टे.अर्धापुर मो.नं.8390191814.6)उशिराचे कारण-फिर्यादीची मानसिक स्थिती ठिक झाल्याने व धार्मिक विधी पूर्ण करून आज रोजी पो स्टे ला येवुन फिर्याद दिल्याने. 7) खुलासा - सादर विनंती की वर नमुद तारीख वेळी व ठिकाणी यातील आरोपीने आपले ताब्यातील ट्रक क्र TS 12 UD 1684 हा हयगयीने व निष्काळजीपणे भरधाव वेगात चालवुन सखाराम केशवराव राजेगोरे व सचिन नागोराव घोडे यांचे मरणास कारणीभूत होवुन भागवत गणपत घोडे यास गंभीर दुखापत केली आहे वगैरे मजकुराचे फिर्यादीवरून मा.पो.नि.साहेब यांचे आदेशाने गुन्हा दाखल करून पुढील तपास PSI आगलावे यांचेकडे दिले मो.नं.9767777884.

**13.Action** Since the above information reveals commission of offence(s) u/s as mentioned at (केलेली कारवाई: बाब क्र.२ मध्ये नमूद केलेल्या कलमान्वये वरील अहवालावरून अपराध घडल्याचे.)

(1) **Registered the case and took up the investigation:** (प्रकरण नोंदविले आणि तपासाचे काम हाती घेतले): or (किंवा)

(2) **Directed (Name of I.O.)** (तपास अधिका-याचे नाव): KAPIL MURLIDHAR AGALAVE  
**Rank (पद):** SI (Sub-Inspector)

**No.(क्र.):** 15011000402KMA **to take up the investigation** (ला तपास करण्याचे अधिकार दिले) or (किंवा)

(3) **Refused investigation due to** (ज्या कारणामुळे तपास करण्यास नकार दिला):

or (ज्या कारणामुळे तपास करण्यास नकार दिला)

(4) **Transferred to P.S.** (गुन्हा दुसरीकडे पाठविला असल्यास त्या पोलीस ठाण्याचे नाव):

**District (जिल्हा):**

**on point of jurisdiction** (को क्षेत्राधिकार के कारण हस्तांतरित) .


**F.I.R. read over to the complainant / informant, admitted to be correctly recorded and a copy given to the complainant / informant free of cost.** (प्रथम खबर तक्रारदाराला/खबरीला वाचून दाखविली, बरोबर नोंदविली असल्याचे त्याने मान्य केले आणि तक्रारदाराला/खबरीला खबरीची प्रत मोफत दिली.)

**R.O.A.C.** (आर. ओ .ए .सी.)

**14. Signature/Thumb impression of the complainant / informant.** (तक्रारदाराची/खबर देणा-याची सही/अंगठा):

ज्ञा

**15. Date and time of dispatch to the court** (न्यायालयात पाठवल्याची तारीख व वेळ):

  
ता. ३०/६/२०२२  
**Signature of Officer in charge, Police Station** (ताण प्रभारी अधिका-याची)

**Name (नाव):** ASHOK TUKARAM JADHAV

**Rank(पद):** I (Inspector)

**No.(सं.):** 15101000402ATJM8101Z

MLPM No. 680/2022

Date: 02/07/2022

C. M. 67 e.

Dispensary  
Hospital

Memorandum of a post-mortem examination held at Dr. SCGMc, Nanded.

on the dead body of Sachin Nagorao Ghode. Village of Selgaon.  
City

Taluka Ardhapur. District Nanded. by [Dr. A. J. Pundge]  
[Dr. A. V. Kerurkar]

I. General Particulars-

1. (a) By whom was the corpse sent? HC S.K. Bayas. B.No. 2093.  
P.S. Nanded gramim.
- (b) Name of place from which sent. }  
(c) Distance of place from which sent. } Dr. SCGMc, Nanded.
2. By whom was the corpse brought? } HC S.K. Bayas. B.No. 2093.  
3. By whom identified } P.S. Nanded gramim.
4. The date, hour and minute of its receipt 9:15 PM.  
(a) The date, hour and minute of beginning post-mortem examination 9:30 PM } 02/07/2022.  
(b) The date, hour and minute of Ending post-mortem examination 10:30 PM }
5. Substance of accompanying Report from Police Officer or Magistrate, together with the date of death if known. Supposed cause of death or reason for examination  
As per police inquest and requis letter alleged history of road traffic accident on 29/06/2022 at 22:30 hrs, he was admitted for the same at Sanjivani Hosp Nanded and for further treatment he was taken to Dr. SCGMc, Nanded died during treatment at Dr. SCGMc, Nanded in ward no. 30 on 02/07/2022 at 17:30 hrs.  
Supposed cause of death: severely injured in acc'

6. If not examined at Dispensary or Hospital-
- Name of place where examined
  - Distance of Dispensary or Hospital
  - Reason why the body was not sent to the Dispensary or Hospital.

Not applicable.

## II. External Examination-

7. Sex, apparent age, race or caste

Male, 23 years.

Description of clothes and of ornaments on the body

White gamcha, brown underwear  
 (05) chest leads.

8. Condition of the clothes - Whether wet with water, stained with blood or soiled with vomit or foecal matter

Dry, intact.

9. Special marks on the skin such as Scars, tattooing etc. any malformations peculiarities, or other marks of identification. State of the teeth.

Identified body by PC on du  
 Teeth - ~~intact~~, not fixed.

In newly born infants, the length and (if possible) the weight of the body to be recorded together with the state of the hair, nails and umbilical cord, its length whether placenta is attached or not, if present, its size and condition.

Not applicable.

**Condition of body-**  
Whether well-nourished, thin  
or emaciated. warm or cold

Thin built, cold.

1. **Rigor Mortis-** Well-marked,  
slight or absent; whether  
present in the whole body or  
part only.

slightly present in whole body.

2. **Extent and signs of decom-**  
position, presence of post-  
mortem lividity on buttocks,  
loins, back and thighs or any  
other part. Whether bullae  
present and the nature of  
their contained fluid.  
**Condition of the cuticle:**

No signs of decomposition.  
Post mortem lividity present over  
posterior aspect of body except  
pressure areas, not fixed.

**Features-** Whether natural  
or swollen; state of eyes,  
position of tongue; nature of  
fluid (if any) oozing from  
mouth, nostrils or ears.

Eyes - closed.  
Mouth - open; blood oozing  
out.  
Nostrils - blood oozing out.  
Ears - No oozing.  
Tongue - inside mouth.

**Condition of skin-**Marks  
of blood etc. In suspected  
drowning the presence or  
absence of cutis anserina  
to be noted.

Dried blood stains present  
over face and neck.

15. Injuries to external genitals.  
Indication of purging.

No injury.  
No purging.

Straight.

16. Position of limbs-  
Especially of arms and of fingers in suspected drowning the presence or absence of sand or earth within the nails or on the skin of hands and feet.

17. Surface wounds and injuries- Their nature position, dimensions (measured) and directions to be accurately stated-their probable age and causes to be noted.

If bruises be present what is the condition of the subcutaneous tissues?

(N.B.- (When injuries are numerous and cannot be mentioned within the space available they should be mentioned on a separate paper which should be signed)

- 1] Graze abrasion present on right shoulder of size 06cm x 04cm, directed laterally downwards.
- 2] Abrasion present over right shoulder 06 cm medial to injury no. ① of size 08cm x 01 cm, brownish.
- 3] Abrasion present over right shoulder 02 cm medial to injury no. ② of size 7.5 cm x 0.5 cm, brownish.
- 4] Abrasion present over right posterior aspect of size 1.5cm x 0.5cm, brownish.
- 5] Suture wound present over dorsum of right hand of size 03 cm x 0.5 cm with 03 sutures present in situ.
- 6] Suture wound present over right ring finger, dorsal aspect of size 02 cm with 02 sutures present in situ.
- 7] Abrasion present over right index finger dorsal aspect of size 05cm x 1.5cm, brownish.
- 8] Multiple abrasions present on right knee of sizes varying from 01cm x 0.5 cm to 0.5cm x 0.5cm; brownish.
- \* Further injuries mentioned on separate sheet.
18. Other injuries discovered by external examination or palpation as fractures etc. - fracture of mandible in mid part, dislocation of right hip.

- (a) Can you say definitely that the injuries shown against serial Nos. 17 and 18 are ante mortem injuries. ↓

Yes, ante mortem.



\* Continuation sheet for column no. (17).

9] Abrasion present over left index finger dorsal aspect of size 0.5cm x 0.5cm, brownish.

10] Therapeutic intravenous canula mark present over left forearm flexor aspect, lower part, red.

11] Abrasion present over left leg near ankle posterior aspect of size 02cm x 1. brownish.

12] Contusion abrasion present over left foot, dorsal aspect on lateral border of size 02cm x 02cm, bluish brown.

*Kerurkar*  
[Dr. A.V. Kerurkar]

Resident Doctor  
Dept. Of Forensic Medicine  
Dr.S.C.Govt.Medical College.  
Vishnupuri, Nanded-431606

*Pundge*  
[Dr. A.J. Pundge]

Resident Doctor  
Dept. Of Forensic Medicine  
Dr.S.C.Govt.Medical College.  
Vishnupuri, Nanded-431606

III Internal Examination-

19. Head-

(i) Injuries under the scalp, their nature

→ About 20<sup>5</sup> gm underscalp hematomas present over left fronto-temporal parietal region. Hemorrhage present in both temporalis muscle.

(ii) Skull- Vault and base- describe fractures, their sites, dimensions, directions, etc.

→ Fracture of coronal suture fracture margins irregular, infected with blood.

(iii) Brain- The appearance of its covering, size, weight and general condition of the organ itself and any abnormality found in its examination to be carefully noted (weight M. 3 grams F. 2.75 grams)

Meninges - intact.  
Brain - Subdural hemorrhage present over left cerebral hemisphere, subarachnoid hemorrhage present over left cerebral hemisphere. Traumatic necrosis present over left temporal lobe base of temporal lobe and cerebellum.

20. Thorax-

(a) Walls, ribs, cartilages

(b) Pleura

- Intact, no free fluid.

(c) Larynx, Trachea and Bronchi.

- Intact, no foreign body.

(d) Right Lung

(e) Left Lung

} Intact, congested.

(f) Pericardium

- Intact

(g) Heart with weight

} Intact, blood and blood clots present.

(h) Large Vessels

(i) Additional remarks.

Nil.

21. Abdomen-

Walls

Peritoneum

Cavity

Intact, no free fluid.

Buccal Cavity, teeth, tongue and Pharynx.

Intact, no foreign body.

Oesophagus

Stomach and its contents

About 150 ml yellowish fluid present, medicinal smell perceived, mucosa-  
~~Pete~~ intact.

Small intestine and its contents.

Large intestine and its contents.

Partly filled with faeces and gases.

Liver (with weight) and gall bladder.

Pancreas and Suprarenals

Spleen with weight

Kidneys with weight

Intact, congested.

Bladder

Intact, empty.

Organs of generations

Intact.

Additional remarks with where possible, medical officer's deduction from the state of the contents of the stomach as to time of death and last meal.

Not commentable.


State which viscera (if any) have been retained for chemical examination and also quote the numbers on the bottles containing the same.

viscera not preserved.

Intact, not opened.

Opinion as to the cause of death

"Head injury."



*Kerurkar*

[Dr. A. V. Kerurkar]

Resident Doctor  
Dept. Of Forensic Medicine  
Dr. S. C. Govt. Medical College,  
Vishnupuri, Nanded-431606

*Pundge*

[Dr. A. J. Pundge]

Resident Doctor  
Dept. Of Forensic Medicine  
Dr. S. C. Govt. Medical College,  
Vishnupuri, Nanded-431606

2022

Spinal Cord need not be examined unless there are any indications of disease, Strychnia.  
It must be written and signed immediately after the examination. Medical officers will at once  
send a duplicate copy to the Civil Surgeon of their district for record in his office.  
It should be taken not to cut the viscera before they have been inspected in situ.

(Signature)

1  
2  
3  
4  
5  
6  
7  
8  
9  
10  
11  
12  
13  
14  
15  
16  
17  
18  
19  
20  
21  
22  
23  
24  
25  
26  
27  
28  
29  
30  
31  
32  
33  
34  
35  
36  
37  
38  
39  
40  
41  
42  
43  
44  
45  
46  
47  
48  
49  
50  
51  
52  
53  
54  
55  
56  
57  
58  
59  
60  
61  
62  
63  
64  
65  
66  
67  
68  
69  
70  
71  
72  
73  
74  
75  
76  
77  
78  
79  
80  
81  
82  
83  
84  
85  
86  
87  
88  
89  
90  
91  
92  
93  
94  
95  
96  
97  
98  
99  
100

MLPM No. 680/2022 Date: 02/07/2022

Place Dispensary  
Civil Hospital

Dr. SCGMC, Nanded.

20

forwarded to the Police Sub-inspector

P.S. Nanded gramin.

for information with reference to his No. PMLC/4566/2022 of 02/07/2022.

Viscera has been preserved. It may please be stated **Immediately** whether examination by the Chemical Analyser is necessary or it is to be destroyed.

*Kerurkar*  
[Dr. A.V. Kerurkar]  
Resident Doctor  
Dept. Of Forensic Medicine  
Dr.S.C.Govt.Medical College,  
Vishnupuri, Nanded-431608

*Junde*  
[Dr. A.J. Pundge]  
~~Civil Surgeon or M.M.S. Officer~~  
Resident Doctor  
Dept. Of Forensic Medicine  
Dr.S.C.Govt.Medical College,  
Vishnupuri, Nanded-431608

Copy forwarded with compliments to the Civil Surgeon for information



M. M. S. Officer

Seen and examined by the Civil Surgeon,

20

Remarks of the Civil Surgeon,

(if any)

on

Civil Surgeon

MLPM No. 671/2022

Date: 30/06/2022.

C. M. 67 e.

Memorandum of a post-mortem examination held at Dr. SCGMC, Nanded, Dispensary Hospital

on the dead body of Sakharam Keshavrao Village  
Rajegore. of Shelgaon.  
City

Taluka Ardhapur District Nanded. by [Dr. A.J. Pundge]  
[Dr. A.V. Kerurkar]

I. General Particulars-

1. (a) By whom was the corpse sent? HC J. S. Shaikh. B.No. 2168.  
P.S. Nanded Gramin.
- (b) Name of place from which sent. }  
(c) Distance of place from which sent. } Dr. SCGMC, Nanded.
2. By whom was the corpse brought? } HC J. S. Shaikh. B.No. 2168.  
P.S. Nanded Gramin.
3. By whom identified }  
4. The date, hour and minute of its receipt 9:46 AM  
(a) The date, hour and minute of beginning post-mortem examination 10:15 AM } 30/06/2022.  
(b) The date, hour and minute of Ending post-mortem examination 11:15 AM }
5. Substance of accompanying Report from Police Officer or Magistrate, together with the date of death if known. Supposed cause of death or reason for examination As per police inquest and requisit letter alleged history of road traffic accident on 29/06/2022 at around 21:00 hrs to 21:30 hrs, died during treatment at Yashosai Hospital critical care, Kautha Nanded on 30/06/2022 at 02:00 hrs.  
Supposed cause of death: severely injured in accident.

If not examined at Dispensary or Hospital-

- (a) Name of place where examined
- (b) Distance of Dispensary or Hospital
- (c) Reason why the body was not sent to the Dispensary or Hospital.

Not applicable.

**External Examination-**

Sex, apparent age, race or caste

Male, 20 years.

Description of clothes and of ornaments on the body

Body wrapped in white bedsheet, red waist thread, black band on right forearm.

**Condition of the clothes -**

Whether wet with water, stained with blood or soiled with vomit or foecal matter

Dry, intact.

- 3. Special marks on the skin such as Scars, tattooing etc. any malformations peculiarities, or other marks of identification. State of the teeth.

Identified body by PC on duty  
Teeth - intact.

In newly born infants, the length and (if possible) the weight of the body to be recorded together with the state of the hair, nails and umbilical cord, its length whether placenta is attached or not, if present, its size and condition.

Not applicable.

**Condition of body-**  
Whether well-nourished, thin  
or emaciated. warm or cold

Thin built, cold.

11. **Rigor Mortis-** Well-marked,  
slight or absent; whether  
present in the whole body or  
part only.

Well marked present in whole  
body.

12. **Extent and signs of decom-**  
position, presence of post-  
mortem lividity on buttocks,  
loins, back and thighs or any  
other part. Whether bullae  
present and the nature of  
their contained fluid.  
Condition of the cuticle.

No signs of decomposition.  
Post mortem lividity present over  
posterior aspect of body except  
pressure areas, not fixed.

3. **Features-** Whether natural  
or swollen, state of eyes,  
position of tongue; nature of  
fluid (if any) oozing from  
mouth, nostrils or ears.

Eyes - closed.  
Mouth - closed.  
Nostrils - Blood oozing out.  
Ears - No oozing.  
Tongue - inside mouth.

1. **Condition of skin-**Marks  
of blood etc. In suspected  
drowning the presence or  
absence of cutis anserina  
the be noted.

Dry.



15. Injuries to external genitals.  
Indication of purging.

No purging.  
No injury.

straight.

16. Position of limbs-  
Especially of arms and  
of fingers in suspected  
drowning the presence or  
absence of sand or earth  
within the nails or on the  
skin of hands and feet.

17. Surface wounds and  
injuries- Their nature  
position, dimensions  
(measured) and directions to  
be accurately stated-their  
probable age and causes  
to be noted.

If bruises be present what is  
the condition of the  
subcutaneous tissues?

(N.B.- (When injuries are  
numerous and cannot be  
mentioned within the space  
available they should be  
mentioned on a separate  
paper which should be  
signed)

- 1] Abrasion present over right posterior aspect, upper part of size 04cm x 03cm, red.
- 2] Abraded contusion present over posterior aspect of right arm of size 12cm x 05cm, reddish blue
- 3] Graze abrasion present over just above knee on lateral aspect of size 05cm x 2.5cm, directed laterally downward, reddish.
- 4] Graze abrasion present over left knee on medial aspect of size 2.5cm x 01cm, directed upwards, reddish.
- 5] Laceration present on right shin of tibia of size 02cm x 0.5cm x muscle deep, margins irregular.
- 6] Abrasion present over right ankle of size 03cm x 0.5cm, red.
- 7] Abrasion present over left ankle on medial aspect of size 03cm x 0.5cm, red.
- 1] Fracture of right humerus in mid part margins irregular, infiltrated with blood.
- 2] Fracture of left side femur at lower end, fracture margins irregular, infiltrated with blood.
- 3] Fracture of right tibia fibula at mid shaft, fracture margins irregular, infiltrated with blood.

18. Other injuries discovered by external examination or palpation as fractures etc.

(a) Can you say definitely that the injuries shown against serial Nos. 17 and 18 are ante mortem injuries.

Yes, antemortem.

II Internal Examination-

19. Head-

(i) Injuries under the scalp, their nature

→ Underscalp contusion present on left frontotemporoparietal region of size 15cm x 12cm, red.

(ii) Skull- Vault and base-describable fractures, their sites, dimensions, directions, etc.

Intact, no fracture.

(iii) Brain- The appearance of its covering, size, weight and general condition of the organ itself and any abnormality found in its examination to be carefully noted (weight M. 3 grams F. 2.75 grams)

Meninges - intact.

Brain - ↓ Subdural hemorrhage present. Diffuse subarachnoid hemorrhage present on cerebellum.

20. Thorax-

(a) Walls, ribs, cartilages } fracture of 2<sup>nd</sup> to 4<sup>th</sup> left side ribs at mid clavicular line, fracture margins irregular infiltrated with blood.

(b) Pleura } fracture of 3<sup>rd</sup> and 4<sup>th</sup>, 5<sup>th</sup> ribs at mid clavicular line, fracture margins irregular infiltrated with blood. About 100 ml blood and blood clots present in each pleural cavity.

(c) Larynx, Trachea and Bronchi

→ Intact, no foreign body.

(d) Right Lung

(e) Left Lung

} congested, multiple contusions present on both lungs.

(f) Pericardium

- Intact.

(g) Heart with weight

(h) Large Vessels

} Intact, blood and blood clots present.

(i) Additional remarks.

Nil.

## 21. Abdomen-

- Walls }  
 Peritoneum } About 200 ml blood and blood  
 Cavity } clots present.
- Buccal Cavity, teeth, tongue  
 and Pharynx. } Intact, no foreign body.
- Oesophagus
- Stomach and its contents } About 50 ml greyish fluid  
 Small intestine and its } present, no abnormal smell,  
 contents. } mucosa - pale.
- Large intestine and its } Partly filled with faeces and  
 contents. } gases.
- Liver (with weight) and gall  
 bladder. } Intact, pale.
- Pancreas and Suprenals
- Spleen with weight - Laceration present at upper  
 part.
- Kidneys with weight → Perinephric hematoma present  
 on both kidney.
- Bladder - Intact, empty.
- Organs of generations - Intact.

Additional remarks with  
 where possible, medical  
 officer's deduction from the  
 state of the contents of the  
 stomach as to time of death  
 and last meal.

Not commentable.

State which viscera (if any)  
 have been retained for  
 chemical examination and  
 also quote the numbers on  
 the bottles containing the  
 same.

Viscera not preserved.

\*Spine and Spinal Cord-

Intact, not opened.

Opinion as to the cause  
probable cause of death

“Death due to multiple injuries.”

*Jeziel*  
[Dr. A. V. Kerurkar]

Resident Doctor  
Dept. Of Forensic Medicine  
Dr.S.C.Govt.Medical College.  
Vishnupuri, Nanded-431606

*Hunde*  
[Dr. A. J. Rudge]

Resident Doctor  
Dept. Of Forensic Medicine  
Dr.S.C.Govt.Medical College.  
Vishnupuri, Nanded-431606

01/06/2022.

The Spinal Cord need not be examined unless there are any indications of disease, Strychnia or injury.

(Signature)

The report must be written and signed immediately after the examination. Medical officers will at once dispatch a duplicate copy to the Civil Surgeon of their district for record in his office. Care should be taken not to cut the viscera before they have been inspected in situ.

M.L.P.M No. 671/2022 Date: 30/06/2022

Place Dispensary  
Civil Hospital

Dr. S.C.M.C., Nanded. <sup>20</sup>

forwarded to the Police Sub-inspector P. S. Nanded gramin.

for information with reference to his No. MLC 140/SIC 2022 of 30/6/2022.

Viscera has been preserved. It may please be stated **Immediately** whether examination by the Chemical Analyser is necessary or it is to be destroyed.

*keul*  
(Dr. A. V. Kesurkar)

Resident Doctor

Dept. Of Forensic Medicine

Dr. S.C. Govt. Medical College.

Vishnupuri, Nanded-431606

Copy forwarded with compliments to the Civil Surgeon.

*Pyndge*  
(Dr. A. J. Pyndge)  
Civil Surgeon or M. M. S. Officer

Resident Doctor

Dept. Of Forensic Medicine

Dr. S.C. Govt. Medical College.

Vishnupuri, Nanded-431606

for information

M. M. S. Officer



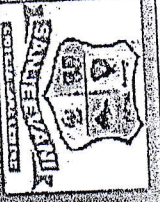
Seen and examined by the Civil Surgeon,  
20

Remarks of the Civil Surgeon,

(if any)

on

Civil Surgeon



**SANJEEVANI CRITICAL CARE CENTRE,**  
**WADIYA FACTORY AREA, SHIVJI NAGAR, NANDED, PIN - 431602**  
**MEDICO LEGAL CERTIFICATE**

TO, THE POLICE INSPECTOR Ashtapuri P.S.  
 TO, Ashtapuri DIST. Nanded  
 NAME OF INJURED Raghunath Ganpat Ghode  
 IDENTIFICATION MARKS: None on face

OUTWARD NO. 50/22 DATE: 30/08/2022  
 MLC NO. \_\_\_\_\_ AGE/SEX \_\_\_\_\_

SR. NO.	NAME OF INJURY	Site & Part of Body on which injury inflicted	Size-Shape & Margine & Direction	Age of Injury	Type of weapon used	Remarks
1	Pubic Discomfort	Pubis	—	Leathery 6 hrs	Hand & blunt object	Greenish
2	Skull fracture Fracture	Femur (R)	—	—	—	Greenish
3	Fracture	Tibia (R)	—	—	—	Greenish
4	Pilone fracture	Fibula (R)	—	—	—	Greenish
5	Head injury	Scalp	—	—	—	Greenish

**SANJEEVANI**  
**CRITICAL CARE CENTER**  
 Wadiya Factory Area, Shivaji Nagar,  
 NANDED, Pin - 431602 Reg. No. 16407  
 (02457) 242525

*Signature*  
 20/08/2022



# SANJEEVANI CRITICAL CARE CENTRE,

WADIYA FACTORY AREA, SHIMJI NAGAR, NANDED, PIN-431602

## MEDICO LEGAL CERTIFICATE

P.O. THE POLICE INSPECTOR Achhapur P.S. OUTWARD NO. 50/22 DATE: 30/08/2022  
 Q. Achhapur DIST. Nanded MLC NO. \_\_\_\_\_ DATE: \_\_\_\_\_  
 NAME OF INJURED Bhagnwat Ganpat Chodke AGE/SEX \_\_\_\_\_  
 IDENTIFICATION MARKS: Mole on face

SR. NO.	NAME OF INJURY	Site & Part of Body on which injury inflicted	Size-Shape & Margine & Direction	Age of Injury	Type of weapon used	Remarks
①	Pubic Discharge	PETVIS	—	1 year 6 hrs	Hand & blunt object	Greenish
②	Shift femur (R) fracture	femur (R)	—	—	—	Greenish
③	fracture	Tibia (R)	—	—	—	Greenish
④	Fibula fracture	Fibula (R)	—	—	—	Greenish
⑤	Head injury	Scalp	—	—	—	Greenish

**SANJEEVANI**  
**CRITICAL CARE CENTER**  
 Wadiya Factory Area, Shivaji Nagar,  
 NANDED, PIN-431602, Reg. No. 16407  
 Ph: (02462) 242525

200 W/08/2893  
 200 W/08/2893