

FORM COMP AA

(sec Rules 253 (c), 254 (c) (iii), 254 (80 255 (1) (iv))
REPORT ABOUT THE MOTOR VEHICLES ACCIDENTS

1	Name of the Police Station	Bhokar Dist. Nanded
2	CR.NO./TAR No./SDE No.	272/2021 U/s 279,304(a) of IPC
3	Date, Time and Place of the accident.	21/07/2021 at 0830 hrs Bhokar to Divashi road near Kolgaon Tq. Bhokar Dist Nanded
4	Name of the Injured / Deceased	1)Sambhaji Ashok Dhage age 30 years r/o Ijatgaon Tq.Umari 2) Gajanan Chanappa Kuntawar age 25 year r/o Nanda tq. Bhokar Dist Nanded
5	Name of Hospital to Which he/she was removed	Govt. Hospital Bhokar/ Nanded
6	Number of vehicles and type of the vehicle	1) MH 26 Aq 9616 Motor cycle 2) MH 26 AG 6122 Motor cycle
7	Name and address of the Driver of the vehicle with particulars or Driving License of the said Driver and the address of the Issuing Authority of the said Driving License. The number of Badge in case of Public Service Vehicle and the address of the Issuing Authority of the said Badge.	1)Sambhaji Ashok Dhage age 30 years r/o Ijatgaon Tq.Umari MH 26 -20130016938 RTO Nanded 2) Gajanan Chanappa Kuntawar age 25 year r/o Nanda tq. Bhokar Dist Nanded without Linces
8	Name and Address of the Owner of the vehicle as it stands on the date of the accident.	1) Rasul Mohamad Kureshi r/o Talegaon tq. Umari dist.Nanded 2) Chanappa Namdev Kuntawa r/o Nanded tq. Bhokar Dist Nanded
9	Name and address of the insurance Company with whom the vehicle was insured and the Divisional office of the said insurance Company.	Without Insurance
10	Number of Insurance Policy/ Insurance Certificate and the date of Validity of the insurance Policy/Insurance Certificate.	Without Insurance
11	Action taken if any and the result there of	An offence has been registered against the accused. After completion of investigation Charge-sheet has been submitted.

Inspector of Police
Police Station Bhokar
Dist. Nanded (M.S)

FIRST INFORMATION REPORT

(Under Section 154 Cr.P.C.)

प्रथम खबर अहवाल
(कलम १५४ फौजदारी प्रक्रिया संहिता)

1. District (जिल्हा): नांदेड P.S.(ठाणे): भोकर Year (वर्ष): 2021
 FIR No.(प्रथम खबर क्र.): 0272 Date and Time of FIR (प्र. ख. दिनांक आणि वेळ): 31/07/2021 17:46 बजे

S.No. (अ.क्र.)	Acts (अधिनियम)	Sections (कलम)
1	भारतीय दंड संहिता १८६०	२७९
2	भारतीय दंड संहिता १८६०	३३८
3	भारतीय दंड संहिता १८६०	304-A

3. (a) Occurrence of offence (गुन्ह्याची घटना):

1. Day(दिवस): बुधवार Date From (दिनांक पासून): 21/07/2021
 Time Period (कालावधी): पहर 4 Date To (दिनांक पर्यंत): 21/07/2021
 Time From (वेळेपासून): 11:00 बजे
 Time To (वेळेपर्यंत): 11:00 बजे

(b) Information received at P.S. (माहिती मिळालेले पोलीस ठाणे):

Date (दिनांक): 31/07/2021 Time (वेळ): 17:00 बजे

(c) General Diary Reference (रोजनामचा संदर्भ)

Entry No. (नोंद क्र.): 020 Date & Time (दिनांक आणि वेळ): 31/07/2021 17:07 बजे

4. Type of Information (माहितीचा प्रकार): लेखी

5. Place of Occurrence (घटनास्थळ):

1.(a) Direction and distance from P.S.(पोलीस ठाण्यापासून दिशा व अंतर): पूर्व, 10 किमी

Beat No. (बिट क्र.):

(b) Address (पत्ता): भोकर ते दिवशी जाणारे रोडवर कोळगाव बुशिवारात भोकर ते दिवशी, भोकर, 431801

(c) In case, outside the limit of this Police Station, then (या पोलीस ठाण्याच्या हद्दीबाहेर असल्यास):

Name of P.S.(पोलीस ठाण्याचे नाव):

District(State) (जिल्हा(राज्य)):

6. Complainant / Informant (तक्रारदार/माहिती देणारा):

(a) Name (नाव): पोहेकाँ2820 भिमराव उमला जाधव

(b) Father's/Husband's Name(वडील / पतीचे

(c) Date/Year of Birth (जन्म तारीख/वर्ष): 1968

(d) Nationality (राष्ट्रीयत्व): भारत

(e) UID No. (यु.आय.डी. क्र.):

(f) Passport No.(पारपत्र क्र.):

Date of Issue (दिल्याची तारीख):

Place of Issue (दिल्याचे ठिकाण):

(g) Id details (Ration Card, Voter ID Card, Passport, UID No., Driving License, PAN)

ओळखपत्र विवरण (राशन कार्ड, मतदाता कार्ड, पासपोर्ट, यूआईडी सं., ड्राइविंग लाइसेंस, पॅन कार्ड)

S.No.(अ.	Id Type (ओळखपत्राचा प्रकार)	Id Number (ओळखपत्राचा क्रमांक)
----------	-----------------------------	--------------------------------

S.No.(अ. क्र.)	Id Type (ओळखपत्राचा प्रकार)	Id Number (ओळखपत्राचा क्रमांक)
1		

(h) Address (पत्ता):

S.No.(अ. क्र.)	Address Type (पत्त्याचा प्रकार)	Address (पत्ता)
1	वर्तमान पत्ता	पो स्टे भोकर, ता भोकर, भोकर, नांदेड, महाराष्ट्र, भारत
2	स्थायी पत्ता	पो स्टे भोकर, ता भोकर, भोकर, नांदेड, महाराष्ट्र, भारत

(i) Occupation (व्यवसाय):

(j) Phone number (फोन नं.):

Mobile (मोबाइल नं.): 91-9823227195

7. Details of known/suspected/unknown accused with full particulars (माहित असलेल्या /संशयित/अनोळखी आरोपीचा संपूर्ण पत्ता):

S.No. (अ.क्र.)	Name (नाव)	Alias (उर्फनाव)	Relative's Name (नातेवाईकाचे नाव)	Present Address (वर्तमान पत्ता)
1	मयत गजानन चन्नपा कुंटावाड			1. नांदा, ता भोकर, भोकर, नांदेड, महाराष्ट्र, भारत
2	मयत संभाजी अशोक ढगे			1. इजतगाव, उमरी, उमरी, नांदेड, महाराष्ट्र, भारत

8. Reasons for delay in reporting by the complainant/informant (तक्रारदार/माहिती देणा-याकडून तक्रार करण्यातील विलंबाची कारणे):

9. Particulars of properties of interest (संबंधीत मालमत्तेचा तपशील):

S.No. (अ.क्र.)	Property Category (मालमत्ता वर्ग)	Property Type (मालमत्ता प्रकार)	Description (वर्णन)	Value(In Rs/(-) (मुल्य (रु. मध्ये))
----------------	-----------------------------------	---------------------------------	---------------------	-------------------------------------

10 Total value of property (In Rs/(-)-(चोरीस गेलेल्या मालमत्तेचे एकूण मुल्य (रु. मध्ये)):

11 Inquest Report / U.D. case No., if any (इन्क्वेस्ट अहवाल/ अकस्मात मृत्यू प्रकरण क्र., जर असल्यास):

S.No. (अ. क्र.)	UIDB Number (यु.आय.डी. बी.क्र.)
-----------------	---------------------------------

12 First Information contents (प्रथम खबर हकीकत):

दि.31.07.2021 फिरीद मी भिमराव उमला जाधव वय 53 वर्षे वय 53 वर्षे व्यवसाय नौकरी पोहेक/2820 नेमनूक पोलीस स्टेशन भोकर पो. नं.9823227195 सरकार तर्फे फिरीद होवून फिरीद लिहून देतो की, मी पोलीस स्टेशन भोकर येथे मागील तीन वर्षांपासून पोहेक म्हणुन नेमनूकीस असून सध्या सोमठाणा वीट अमलदार म्हणुन कामकाज पोहोतो. दि.21/07/2021 रोजी सकाळी 11.00 वा. सुमारास पोलीस स्टेशन भोकर येथे हजर असतांना मा.पो.नि.साहेब यानी मला बोलावून कळविले की, मी.कोळगाव बु.शिवासातील भोकर ते दिवशी जाणारे रोडवर कोळगाव बु.शिवासात समोरासमोर दोन मोटार सायकलची जोराची धडक झाली आहे. व त्यातील दोन्ही वाहन चालक गंभीर जखमी झाले आहे. तरी घटनास्थळी जावून कायदेशिर आदेश दिल्याने मी व माझे सोबत psi एस कांबळे साहेब, पोहेक/2058 कदम, पोना/44 ढोले, पोना/3127 खिळारे, चापोना/1147 कानगुले असे आम्ही सरकारी वाहन क्र. MH-26-R-449 ने पो.स्टे.डा.नांदेड क्र.19 वेळ 11.10 वा. घटनास्थळी स्वाना झालो. सदर घटनास्थळी आम्ही पोहचलो असता सदरचे घटनास्थळ हे मी.कोळगाव बु.शिवासातील लक्ष्मण रामा आरणीलवाड यांचे शेताजवळ भोकर ते दिवशी जाणारे रोडवर असून सदर घटनास्थळी दोन मोटार सायकल 1) MH-26-AQ-9616 हॉडा CB शाईन 2) MH-26-AG-6122 हिरो ग्लायमर मोटार सायकल रो. च्या बाजुला पडलेले दिसले. अपघातील जखमी ईसमे उपचार कामी दवाखान्यात गेल्याचे समजले. त्यावरून दोन पंचा समक्ष सविस्तर घटनास्थळ पंचनामा केला. पंचनाम्यावरून व अपघात ग्रस्त मोटार सायकलचे पाहीणी वरून दोन्ही वाहन चालकांचे आपआपली वाहणे वेगात चालवून एक दुस-यास धडक दिल्याचे दिसून आले. त्यावरून दोन्ही वाहने पोलीस स्टेशनला आणुन पुढील तपास कामी सुरक्षित ठेवण्यात आली. पोलीस स्टेशनला आल्यानंतर ग्रामीन रुग्णालय भोकर येथुन अपघातातील वाहन चालक संभाजी अशोक ढगे रा.इजतगाव ता. उमरी हा मयत झाल्याचे MLC.NO.214/4578 प्राप्त झाल्याने सरकारी दवाखाना भोकर येथे जावून मयतावर कायदेशिर प्रक्रिया करुन P.M. करुन दिले. तसेच सदर अपघातातील जखमी 1) गजानन चन्नपा कुंटावाड रा.नांदा ता.भोकर. MLC. NO.213/4577 मधील 2) शंकर हनमंत नरवाडे रा.कामटी ता.बिलोली हे पुढील उपचारकामी नांदेडला रेफर झाल्याचे समजले. व तेथे उपचार चालु असतांना दिनांक.21.07.2021 रोजी 19.25 वा. गजानन चन्नपा कुंटावाड रा.नांदा ता.भोकर हा सुध्दा मरण पावल्याचे कागदपत्र पो.स्टे. ला प्राप्त झाले. गुन्हाचे तपासात गजानन चन्नपा कुंटावाड हा मोटार सायकल क्र. MH-26-AQ-9616 हॉडा CB शाईन नांदा कडून भोकरकडे

येत होणे व संभाजी अशोक ढगे रा.इज्जतगाव ता.उमरी व त्याचे पाठीमागे शंकर हनमंत नरवाडे MH-26-AG-6122 हिरो ग्लायमर यावरून भोकरकडुन नांदाकडे जात होते.त्यावेळी दोन्ही वाहन चालकांना कोळगाव बु.शिवारात एक दुस-याचे मोटार सायकल हयगय व निष्काळजीपणाने चालवून जोराची धडक देवून एक दुस-याचे मृत्युस कारणेभुत झाले आहे.व अपघातामध्ये शंकर हनमंत नरवाडे यास पण गंभीर जखमी केले आहे. असे निष्पन्न झाल्याने माझी गजानन चन्नपा कुटावाड रा.नादा ता.भोकर क्र.क्र.MH-26-AQ-9616 होंडा CB शाईन चालक व अशोक ढगे रा.इज्जतगाव ता.उमरी MH-26-AG-6122 हिरो ग्लायमर यांचे विरुद्ध भादंवि कलम 279,338,304(अ),प्रमाणे कायदेशिर फिर्याद आहे.

13.Action Since the above information reveals commission of offence(s) u/s as mentioned at
(केलेली कारवाई: बाब क्र.२ मध्ये नमूद केलेल्या का.मान्वये वरील अहवालावरून अपराध घडल्याचे.)

(1) Registered the case and took up the investigation: (प्रकरण नोंदविले आणि तपासाचे काम हाती घेतले):
VIKAS SHEKUJI PATIL(I (Inspector)) / POBN62686 or (किंवा)

(2) Directed (Name of I.O.) (तपास अधिका-याचे नाव):

Rank (पद):

No.(क्र.):

to take up the Investigation (ला तपास करण्याचे अधिकार दिले) or (किंवा)

(3) Refused investigation due to (ज्या कारणामुळे तपास करण्यास नकार दिला):

or (ज्या कारणामुळे तपास करण्यास नकार दिला)

(4) Transferred to P.S. (गुन्हा दुसरीकडे पाठविला असल्यास त्या पोलीस ठाण्याचे नाव):

District (जिल्हा):

on point of jurisdiction (को क्षेत्राधिकार के कारण हस्तांतरित).

F.I.R. read over to the complainant / informant, admitted to be correctly recorded and a copy given to the complainant / informant free of cost. (प्रथम खबर तक्रारदाराला/खबरीला वाचून दाखविली, बरोबर नोंदविली असल्याचे त्याने मान्य केले आणि तक्रारदाराला/खबरीला खबरीची प्रत मोफत दिली.)

R.O.A.C.(आर. ओ .ए .सी.)

14.Signature/Thumb impression of the complainant / informant.(तक्रारदाराची/खबर देणा-याची सही/अंगठा):

15.Date and time of dispatch to the court (न्यायालयात पाठवल्याची तारीख व वेळ):

Signature of Officer in charge, Police Station
(ठाणे प्रभारी अधिका-याची

Name (नाव): VIKAS SHEKUJI PATIL

Rank(पद): I (Inspector)

No.(सं.): POBN62686

AS I AM SURE, दृष्ट

चा. २६. मोहर

CRIME DETAILS FORM

घटनास्थळाचा पंचनामा / गुन्ह्याचा तपशिल नमुना

१. राज्य-महाराष्ट्र, जिल्हा-नांदेड, पोलीस स्टेशन-भोकर, पहिली खबर/कार्यवाही क्र. /२०२१ दिनांक २१/१०/२०२१
SDX10-19/2021 वे ११:१०

२. अधिनियम व कलम:-----

३. घटनेचे ठिकाण दाखविण्याचे :-

नांव :- साईनाथ वडीलाचे/पतीचे नांव शामजी झारगांवकाड

वय ३२ वर्ष, धंदा :- शेती जात :- द्रोणी मोबाईल नं. ९९२१०८०६२०

पत्ता:- सा. कोडगाव (बु) तालुका:- भोकर जिल्हा:- नांदेड, राज्य - महाराष्ट्र

४. गुन्ह्याचा प्रकार (गुन्ह्याचे सर्व पध्दतीसह) :-

i) प्रधान शिर्ष :- शामजी

ii) प्रधान शिर्षचे वर्गीकरण:-

iii) पध्दती :- दोन्ही वाहन चालक हत्ये व निष्ठाळणीपणे व्याप्ये

iv) वापरलेली वाहने :- गाळ्यातर्फे मो.सा. समोर समोर जोरपी धाडक देवगण गांधी

v) केलेले वेषांतर/केलेली बतावणी :- जखमी झाले आहे.

vi) वापरलेली भाषा/बोली भाषा :-

vii) विशेष वैशिष्ट्य-१ :-

विशेष वैशिष्ट्य-२ :-

विशेष वैशिष्ट्य-३ :-

viii) घटनेच्या ठिकाणाचा प्रकार :- सा. कोडगाव (बु) शिकारालील साईनाथ

इशकवाड याचे शेताजवळ भोकर ते दिवशी जणार

ix) अंतर्भूत मालमत्तेचा प्रकार :- १) स्टावगनिद सडवड २)

३)-----४)-----

५. बळीचा तपशिल (आवश्यक असल्यास स्वतंत्र कागद जोडावा):-

अ. क्र	संपूर्ण नांव	जन्म तारीख/वय	लिंग	राष्ट्रीयत्व	धर्म	जाती/जमाती	व्यवसाय	पत्ता	दुखापत गंभीर/साधी	साधन, हत्यार
१	२	३	४	५	६	७	८	९	१०	११
१)	समंजी अशोक ठगे	३०	पुरुष	भारतीय	गोखेवार	पुरुष	श्रीमि	रा. इजागाव ता. उमरी	-	-
२)	गजानन चण्या कुटावाड	२५	do	do	do	do	do	रा. जादा ता. शंकर	-	-
३)	शंकर हजमंत मरवाडे	१७	do	do	do	do	do	रा. उमरी ता. शिर्डी	-	-

६. गुन्ह्याचा हेतु:-

दोन्ही मोटार सायकलचे चालक त्यांचे नाव्यादीन मोटार सायकल खेळी व निष्काळी पणे चालवून समोर जाणारे घटक देऊन गवेर जखमी व त्यांचे सायकल इकाम पण मार काढून जखमी कामे आहे.

७. चोरीच्या/अतंभुत मालमत्तेचा तपशिल:-

८. घटनेच्या जागेचे वर्णन :-

सादर विनंती कि आम्हा पंचायत पोहेरु। वि.मु. जाधव व.न. २८२० नेमपुड पो.स्ट. ओरानी गावे कोडगाव शिवारादीन साईनाथ रागजी दारमळवाड यांचे शोभा जवळील ओरर न डिवरणी जाणारे सार्वजनिक रोडवर कोळ्यातून दुडूळिने कि. पो.स्ट. ओरर स्ट.डा. नोर फ १९ मध्यात धरणाऱ्या पचनांग करवावाचा आहे. गरी कापण पंच मधुन हजर राहा असे दुडूळिने वरून आम्ही स्वाक्षिक करी इरणाए दोन्ही पंच सहमत होऊन धरणाऱ्यापुढी हजर आम्ही अडना तेने धरणाऱ्यापुढी शिवारादीन इसम साईनाथ रागजी दारमळवाड हे हजर असून त्याने धरणा अडना शोष्यात माहिती दिली कि गजानन चण्या कुटावाड हा मोटार सायकल क्र MM२६-AB-९६१६ हाडा C.D. साईन हा गादा कडून ओररकडे येत होता. व समंजी अशोक ठगे रा. इजागाव ता. उमरी व त्यांचे परिभागे शंकर हजमंत मरवाडे MM-२६-AB-६१२२ हिये म्हाभरु यापुढील ओरर कडून गादा कडे जात होते त्यावेळी दोन्ही वाहन चालकाना कोडगाव (कु) शिवारादीन Continue

८. घटनेच्या जागेचे वर्णन (पुढे चालू) :-

एक दुसऱ्याचे मोटार सायकल हाताई व जिण्काडजीपल चाकणुन जोडणी घडकु देवुन गभोर जखमी झाले आहे. त्यांनी आरजे लोकाळा गवनी 108 मध्ये उपचार जमि स.इ. मोर येथे पाठविले आहे आणि दोघी मोटार सायकल एडमेशन युसाम्यान त्यांनी वहुन बायस काडुन घेतले आहे. वगरे सायुन व 2011/2018 वारवामिने


सदरचे व 2011/2018 हे मोजे अडेगाव (बु) शिवारामिनी साईनाथ रामजी आरगळवाड चाचे झीण जखमीने मोर न दिवशी जाणारे रोड व अयुन सदरचे रोड हे डांबरी करण झेतले दिसा आहे. सदर रोडचा बायस बारीड सारीक साडे खुडपे व गवन दिसा आहे. सदर व 2011/2018 वहुन दोघ मोटार सायकल पो.हे.का जायुन सुरक्षीत घेतले आहे.

सदर व 2011/2018ची चाडर रिमा घाहण रि स्वाकजिने पुताये आहे.

- ① पुणे :- दिवशीके जाणारा सार्वजनिक प्रखे रोड
- ② पश्चिमेथ :- मोर के जाणारा सार्वजनिक डांबरी रोड
- ③ दक्षिणेथ :- साईनाथ रामजी आरगळवाड चाचे झीण
- ④ उत्तरेथ :- साईनाथ रामजी आरगळवाड चाचे झीण

सदरचे व 2011/2018 पचगांग आरजे व पोलीसानी रिमाया परिपरीत केका गो कयवर व खरा आहे

आक्षाश :- 19:223908
र 2018 :- 77:757048

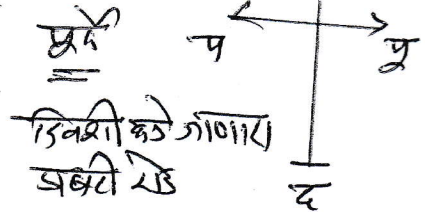



९. घटनास्थळाचा नकाशा :-

डुकर (४)

साईनाथ रामजी आरगावडा यांचे शेती

पश्चिम
शेतीचे जागेवारी
जाखरी रोड



दक्षिण
साईनाथ रामजी आरगावडा
यांचे शेती

१०. तपासकामी प्रत्यक्ष पुरावा म्हणून गुन्ह्याचे जागेवरून मिळविलेल्या/जप्त केलेल्या मालमत्तेचे वर्णन :-

११. घटनास्थळ पंचनाम्याची दिनांक. 21/07/2021 वेळ 11:30 ते 12:00 वार शनिवार

१२. पंचाची नांवे व संपूर्ण पत्ता आणि सही :-

१) किरण राजदास गडभवार वय २० वर्षे

Handwritten signature

व्यवसाय शेती रा. कोडगाव (बु) ता. शेळार

परमेश्वर

२) परमेश्वर आजदा येगेवाड वय २५ वर्षे

व्यवसाय शेतीचाळु रा. कोडगाव (बु) ता. शेळार

तपासक अंमलदाराची सही : Dadha Patil

नांव : वि. सु. जाधव

पदनाम : पोस्ट/२८२०

पोलीस स्टेशन शेळार

दिनांक. 21/07/2021

Memorandum of a post-mortem examination held at R. H. Bhokar Magistrate's
Hospital
on the dead body of Sambhaji of Village Ejjatgaon (Abadi)
Ashok Dhage City
Taluka Umaui, District Nanded, by

I. General Particulars—

1. (a) By whom was the corpse sent? P. S. Bhokar
- (b) Name of place from which sent. Kolgaon
- (c) Distance of place from which sent. approximate 1 km
2. By whom was the corpse brought? V. T. Khillare B. No. 3127
3. By whom identified? Santosh Sahebrao Dhage
4. The date, hour and minute of its receipt.
(a) The date, hour and minute of beginning post-mortem examination. 3:30 pm
3:45 pm } 21/7/21
(b) The date, hour and minute of ending post-mortem examination. 4:30 pm
5. Substance of accompanying Report from Police Officer or Magistrate, together with the date of death if known, supposed cause of death or reason, for examination. As per police inquest & requisition deceased had history of Road traffic accident at 10:30 am on 21/7/21

6. If not examined at Dispensary or Hospital—

- (a) Name of place where examined.
- (b) Distance from Dispensary or Hospital—
- (c) Reason why the body was not sent to the Dispensary or Hospital.

} Not applicable

II. External Examination—

30yr Male

7. Sex, apparent age, race or caste.

- Black colour pant & Cream colour under wear
- Brown colour shirt with black design over ~~it~~ it. & Red Bariyon.
- Red colour thread over waist
- Blood stain on shirt


Description of clothes and of ornaments on the body.

8. Condition of the clothes— Whether wet with water, stained with blood or soiled with vomit or foecal matter.

→ intact handed over to PC on duty

9. Special marks on the skin such as scars, tattooing etc., any malformations peculiarities, or other marks of identification. State of the teeth.

- Body identified
- teeth 16/16
- tatoo. on rt forearm



In newly born infants, the length and (if possible), the weight of the body to be recorded together with the state of the hair, nails and umbilical cord, its length, whether placenta is attached or not, if present, its size and condition.

10. **Condition of body**—
Whether well-nourished, thin
or emaciated, warm or cold.

Thin built, cold

11. **Rigor Mortis**—Well-marked,
slight or absent; whether
present in the whole body or
part only.

well marked, present all over
body.

12. Extent and signs of decom-
position, presence post-
mortem lividity of buttocks,
loins, back and thighs or any
other part. Whether bullae
present and the nature of
their contained fluid.
Condition of the cuticle.

No signs of decomposition.
PM lividity present over posterior
aspect, except over pressure
areas fixed.

13. **Features**—Whether natural
or swollen, state of eyes,
position of tongue; nature of
fluid (if any) oozing from
mouth, nostrils or ears.

feature natural
① Rt eye closed.
Lb eye partially opened
② mouth partially opened
③ tongue inside mouth

14. **Condition of skin**—Marks
of blood etc. In suspected
drowning the presence or
absence of cuts answering
to be noted.

Dry

15. Injuries to external genitals.
Indication of purging.

No injuries to external genitals
No purging

16. Position of limbs—
Especially of arms and
of fingers in suspected
drowning the presence or
absence of sand or earth
within the nails or on the
skin of hands and feet.

B/L upper limbs extended
l/b lower limb extended
Rt lower limb abducted & externally
rotated

17. Surface wounds and
injuries—Their nature, posi-
tion, dimensions (measured)
and directions to be
accurately stated—their
probable age and causes
to be noted.

- ① CLW ob 2 x 1 over Rt mandible
- ② CLW ob 1 x 1 cm on Rt upper arm
- ③ CLW ob 6 x 4 x 4 cm over
lower end of Rt thigh
- ④ ~~abrasion~~ 3 contused abrasion
over Rt Leg — 1 x 2 cm
2 x 2 cm
1 x 2 cm

If bruises be present what is
the condition of the
subcutaneous tissues ?

(N.B.—(When injuries are
numerous and cannot be
mentioned within the space
available they should be
mentioned on a separate
paper which should be
signed).

18. Other injuries discovered by
external examination or
palpation as fractures etc.

- ① # mandible Rt side
- ② fracture of Rt side 3rd, 4th, 5th
number ribs at anterior axillary
line
- ③ fracture of l/b side 4th, 5th ribs
at anterior axillary line
- ④ fracture Rt femur shaft 5cm
above the lower end.

(a) Can you say definitely
that the injuries shown
against serial Nos. 17
and 18 are ante mortem
injuries ?

III. Internal Examination—

19. Head—

(i) Injuries under the scalp, their nature.

No Under scalp hematoma

(ii) Skull—Vault and base—describe fractures, their sites, dimensions, directions, etc.

intact, no fracture.

(iii) Brain—The appearance of its coverings, size, weight and general condition of the organ itself and any abnormality found in its examination to be carefully noted (weight M. 3 grams · F. 2.75 grams).

meninges intact, frontal ^(RP) lacerate
~~Brain~~ intact, pale. blood clots seen

20. Thorax—

(a) Walls, ribs, cartilages

fracture of Rt sided 3rd, 4th, 5th rib at anterior axillary line,

(b) Pleura

fracture of Lt sided 4th & 5th rib at anterior axillary line.

(c) Larynx, Trachea and Bronchi.

Both sided pleura torn at corresponding to fractured ribs.

(d) Right Lung

↳ Intact No foreign body, mucosa pale.

(e) Left Lung

↳ Rt lung crushed

(f) Pericardium

↳ Lt lung crushed

(g) Heart with weight

Intact

(h) Large vessels

Intact

Intact

} Blood & blood clot present

(i) Additional remarks

about 300 ml of blue blood noted in pleural cavity

21. Abdomen-

Walls	Intact
Peritoneum	intact
Cavity	∅. blood - about 500 ml
Buccal Cavity, teeth, tongue and Pharynx	intact, No foreign body
Esophagus	intact.
Stomach and its contents	intact about 100 gm of meal (content - green bean) no abnormal smell, mucosa pale intact partially loaded with faeces & gases
Small intestine and its contents.	
Large intestine and its contents.	
Liver (with weight) and gall bladder.	intact & pale
Pancreas and Suprarenals	intact & pale
Spleen with weight	spleen - crushed
Kidneys with weight	intact pale
Bladder	intact pale
Organs of generations	intact pale

Additional remarks with where possible, medical officer's deduction from the state of the contents of the stomach as to time of death and last meal.

Nil

State which viscera (if any) have been retained for chemical examination and also quote the numbers on the bottles containing the same.

Viscera not preserved

intact not open.

Opinion as to the cause
probable cause of death.

due to vital organ crush injury
mainly lungs, spleen, with head injury,
fracture mandible (Rt), femur (Rt)

TO THE DISTRICT
MAGISTRATE BHOKAR

(Signature)

Dr. A. D. Bhalke

**Medical Officer
Rural Hospital, Bhokar.**

Date 21/7/2021

(Signature)

The Spinal Cord need not be examined unless there are any indications of disease, Strychnia poisoning or injury.

Note—The report must be written and signed immediately after the examination. Medical Officers will at once despatch a duplicate copy to the Civil Surgeon of their district for record in his office.

Great care should be taken not to cut the viscera before they have been inspected *in situ*.

MLPM No. 6/21 20 21/7/21

Place ^{Dispensary} ~~Civil Hospital~~ RH Bhokar 20 21/7/21

Forwarded to the Police Sub-Inspector P. S. Bhokar
for information with reference to his No. of 20

2. Viscera has been preserved. It may please be stated *Immediately* whether examination by the Chemical Analyser is necessary or it is to be destroyed.

Viscera not preserved

Smita
Civil Surgeon or M. M. S. Officer
Dr. A. D. Bhalke

**Medical Officer
Rural Hospital, Bhokar.**

Copy forwarded with compliments to the Civil Surgeon,

for information.

M. M. S. Officer

Seen and examined by the Civil Surgeon, ~~Signature~~ on 20

Remarks of the Civil Surgeon, (if any)

Civil Surgeon

CJPN (O-127) 9-2008-5,00,000 Bks./4 lvs.-PA4*
G.P.G.D., No. 733/33, dated 16-6-41 and
G.R., H. and L.G.D. No. 733/33, dated 11-12-47,
vide Surgeon General with the Govt. of Maharashtra, Bombay's
Letter No. FRM./1462/19357/1, dated 4-7-62.]

C.M.67 e.

MLPM No: 630/21

22/07/2021

Memorandum of a post-mortem examination held at Dr. S.C. Gmc Nanded Dispensary Hospital

on the dead body of Gajanan Chanappa Kuntawad, Village Nanda of ----- City

Taluka Bhokar District Nanded by [Dr. G.B. Mishra]
[Dr. A.A. Chavan]

I. General Particulars -

1. (a) By whom was the corpse sent? A.S.I. G.N. Gite Nanded gram P.S.
(b) Name of place from which sent. } Casualty, Dr. S.C. Gmc Nanded.
(c) Distance of place from which sent. }

2. By whom was the corpse brought? } A.S.I. G.N. Gite Nanded gram P.S.
3. By whom identified? }

4. The date, hour and minute of its receipt. 21/07/2021 at 11:02 PM

- (a) The date, hour and minute of beginning post-mortem examination 08:00 AM
(b) The date, hour and minute of ending post-mortem examination 09:00 AM } 22/07/2021

5. Substance of accompanying Report from police Officer or Magistrate, together with the date of death if known, Supposed cause of death.

As per police inquest and requisition, deceased had history of road traffic accident on 21/07/2021 at 8:30 hrs, for that he was admitted to private hospital nanded, died during treatment on 21/07/2021 at 19:25 hrs.

6. If not examined at Dispensary or Hospital -

- (a) Name of place where examined
- (b) Distance from Dispensary or Hospital-
- (c) Reason why the body was not sent to the Dispensary or Hospital

Not applicable

II. External Examination

7. Sex, apparent age, race or caste.

Male, 25 years

Description of clothes and of ornaments on the body.

Blue hospital gown, wrapped in white shahi.
 Soaked in blood in upper part.
 White bandage present on right leg upper part.
 Four chest leads on front of chest
 Red waist thread.

8. Condition of the clothes - Whether wet with water, stained with blood or soiled with vomit or foecal matter.

dry, intact, handed over to PC on duty
 Body identified by investigating officers on duty, teeth - 16/16

9. Special marks on the skin such as scars, tattooing etc. any malformations peculiarities or other marks of identification State of the teeth.

In newly born infants, the length and (if possible) the weight of the body to be recorded together with the state of the hair, nails and umbilical cord, its length,

Not applicable.

10. **Condition of body -** Whether well-nourished, thin or emaciated warm or cold. Average built body, cold.
11. **Rigor Mortis -** well-marked slight or absent; whether present in the whole body or part only. well marked present in @ hole body
12. **Extent and signs of decomposition,** presence of post-mortem lividity on buttocks loins; back and thighs or any other part. Whether bullae present and the nature of thier contained fluid. Condition of the cuticle. No signs of decomposition
Postmortem lividity present on posterior aspect of body except pressure area fixed.
13. **Features -** Whether natural or swollen, state of eyes, position of tongue : nature of fluid (if any) oozing from mouth, nostrils or ears. Features: natural.
eyes: closed.
mouth: partially open
tongue: inside mouth.
red fluid oozing out from mouth
14. **Condition of skin -** Marks of blood etc. In suspected drowning the presence or absence of cutis anserina Dry, pale.

No injury to external genitals
No purging

15. Injuries to external genitals.
Indication of purging.

straight

16. **Positions of limbs-**
Especially of arms and
of fingers in suspected
drowning the presence or
absence of sand or earth
within the nails or on the
skin of hands and feet.

17. **Surface wounds and
Injuries-** Their nature,
position, dimensions
(measured) and directions to
be accurately stated-their
probable age and causes
to be noted.

① Graze abrasion present on left leg, anterior
aspect mid part of size 10cm x 3cm, medially
upward red.

② Graze abrasion present on right leg, anterior
aspect, from knee to mid part of leg in an area
of size 22cm x 6cm, directed medially upward.
red with lacerated wound present
of size 5cm x 1cm x 0.5cm red.

If bruises be present what is
the condition of the
subcutaneous tissues?

③ Intercostal drainage mark present
on right side in anterior axillary line of size
0.2 x 0.1 x cavity deep, with suture in
situ.

④ Therapeutic intravenous mark, present
on right forearm upper part, flexor aspect

(N.B. - (When injuries are
numerous and cannot be
mentioned within the space
available they should be
mentioned on a separate
paper which should be
signed.)

18. Other injuries discovered by
external examination or
palpation as fractures etc.

① Fracture mandible at symphysis menti
② left lower central incisor fracture dislocation
present

(a) Can you say definitely
that the injuries shown
against serial Nos. 17
and 18 are ante mortem
injuries?

Yes ante mortem.

III. Internal Examination

19. Head -

(i) Injuries under the scalp, their nature.

Underscalphaematoma present over right frontal region, about 50gm, red with contusion in an area of size 8cm x 5cm, red.

(ii) **Skull** - Vault and base - describe fractures their sites, dimensions, direction, etc.

No fracture

(iii) **Brain** - The appearance of its coverings, size, weight and general condition of the organ itself and any abnormality found in its examination to be carefully noted (weight M. 3 grams, F. 2.75 grams.)

10gm subdural haematoma present over both frontoparietal region.
Brain: markedly congested, haemorrhagic contusions present on basal part of both frontal lobe, anterior aspect haemorrhagic contusion present, basal part of both cerebellar hemisphere

20. Thorax -

(a) Walls, ribs, cartilages

Ribs fracture present on right side of rib no. 1, 2nd rib, 3rd rib at Mid scapular line, posterior aspect and rib no 5th and 6th at midaxillary line, anterolateral aspect. Fracture margins irregular infiltrated with blood. haemorrhage present in corresponding intercostal muscles.

(b) Pleura → no fluid,

(c) Larynx, Trachea and Bronchi. Intact, no foreign body

(d) Right Lung

Contusion present over middle and lower of right lung posteromedial aspect.

(e) Left Lung

Both lungs: congested, oedematous

(f) Pericardium Intact

(g) Heart with weight

Intact, blood and blood clots present

(h) Large Vessels

21. Abdomen -

Walls: Intact

Peritoneum } Intact no free fluid.
Cavity }

Buccal Cavity, teeth, tongue and Pharynx Intact no foreign body

Oesophagus Intact

Stomach and its contents Intact. about 50ml rice particles present and filled with gases. no abnormal smell perceived. mucosa: Intact

Small intestine and its contents. } Intact (partly loaded with faeces and gases
Large intestine and its contents. }

Liver (with weight) and gall bladder. } Intact congested
Pancreas and Suprarenals }

Spleen with weight } Intact congested
Kidneys with weight }

Bladder empty

Organs of generations Intact

Additional remarks with Nil. where possible, medical officer's deduction from the state of the contents of the stomach as to time of death and last meal.

State which viscera (if any) have been retained for chemical examination and viscera not preserved for chemical analysis.

22. *Spine and Spinal Cord- cervical spine fracture present at the level of C3, C4, C5. fracture dislocation present, fracture margins irregular infiltrated with blood. haemorrhage present in Paraspinal muscles.

Opinion as to the cause/
probable cause of death

" Cervical spine injury with head injury with blunt trauma to chest "

A. A. Chavan

[Dr. A. A. Chavan]

Resident
Dept. of Forensic Medicine
Dr. S.C.G.M.C. Vileharpur
Manded-431608

G. B. Mishra

[Dr. G. B. Mishra]

Resident
Dept. of Forensic Medicine
Dr. S.C.G.M.C. Vileharpur
Manded-431608

Date 22/07/2021
20

(Signature)

* The Spinal Cord need not be examined unless there are any indications of disease, Strychnia poisoning or injury.

Note - The report must be written and signed immediately after the examination. Medical Officers will at once dispatch a duplicate copy to the Civil Surgeon of their district for record in his office.

MLPM No. 630/21

20

22/07/2021

Dispensary _____
Place ----- Dr. S.C.G.M.C Nanded.
Civil Hospital

20

Forwarded to the Police Sub-Inspector Nanded Gramin Police station

for information with reference to his No. P.V.C.T/2107/66204 of 21/07/2021

X2. Viscera has been preserved. It may please be stated immediately whether examination by the Chemical Analyser is necessary or it is to be destroyed.

[A.Achavan]
Dr. A.A. Chavan
Resident
Dept. of Forensic Medicine
Dr. S.C.G.M.C. Vishnupada
Nanded-431600

[G.B. Mishra]
Dr. G.B. Mishra
Resident
Dept. of Forensic Medicine
Civil Surgeon of M.M.S. Officer
Dr. S.C.G.M.C. Vishnupada
Nanded-431600

Copy forwarded with compliments to the Civil Surgeon

for information



M.M.S. Officer

Seen and examined by the Civil Surgeon,

20

(if any)

on

Remarks of the Civil Surgeon,

RHM/MLC...../...../No.
213 4577

Medico - Legal - Case Report

Name of the injured ... Shankar Hamant ... Age ... 16 ... Sex ... Male ... R/O Tanki ... Tq. Biloli ...
 Dist. ... Nanded ... Brought PC B. No. ... 3127 ... Nawade ... P.S. Bhokar On Date 21/7/21 Time 11:30 AM/PM

examination CVS - Normal H/o R T A 1/2 back
 RS - Normal PR- 100/m
 CNS - Normal RR- 12/m
 PA - Normal BP- 110/70
 1) mole over chest
 2)

Marks of Indentification


S.No.	Type of Injury	Site of injury	Nature of injury	Propable Weapon	age of injury	Remarks
①	# pt closed-displaced middle 1/3 - distal 1/3 junction shaft of humerus Transver # with blunt trauma to pt foot without neurovascular	Rt humerus middle 1/3 distal 1/3 junction	gravisous	Hard & Blunt	within 12 hr	Surgery done closed reduction & internal fixation of pt humerus with humerus interlock nailing done on 26/7/21 discharge

on -
31/7/21

Thumb Impresmenments

To,

PSI
Police Station Bhokar


 Medical Officer
 Rural Hospital Bhokar
 Dist. Nanded, Bhokar
 Rural Hospital, Arwita, Bhokar