

FORM COMP AA
(sec Rules 253 (c), 254 (c) (iii), 254 (80 255 (1) (iv))
REPORT ABOUT THE MOTOR VEHICLES ACCIDENTS

1	Name of the Police Station	Biloli Dist. Nanded
2	CR.NO./TAR No./SDE No.	35/2020 U/S 279,338,304(a) of IPC
3	Date, Time and Place of the accident.	18/02/2020 at 1900 hrs Biloli to Narsi raod near Tol naka Biloli Tq.Biloli dist. Nanded.
4	Name of the Injured / Deceased	1) Murlidhar Kashinarh Parmase age 27 year r/o 2)Rukhmabai Gangaram Basare age 65 year r/o Bhaskar Nagar Biloli tq.Biloli Dist Nanded
5	Name of Hospital to Which he/she was removed	Govt. Hospital Biloli/ Nanded
6	Number of vehicles and type of the vehicle	TS-UB-9208 Auto
7	Name and address of the Driver of the vehicle with particulars or Driving License of the said Driver and the address of the Issuing Authority of the said Driving License. The number of Badge in case of Public Service Vehicle and the address of the Issuing Authority of the said Badge.	Piraji Saylu Thakarwad age 27 year r/o Kasrali tq.Biloli Dist Nanded MH 26 -20120018479 RTO Nanded
8	Name and Address of the Owner of the vehicle as it stands on the date of the accident.	Niradi Ganesh Hanmndlu r/o Rampur tq.Dist Nizamabad
9	Name and address of the insurance Company with whom the vehicle was insured and the Divisional office of the said insurance Company.	FUTUR General insurance company ltd.
10	Number of Insurance Policy/ Insurance Certificate and the date of Validity of the insurance Policy/ Insurance Certificate.	2019-v6178119-fcv 21/02/2020
	Action taken if any and the result there of	An offence has been registered against the accused. After completion of investigation Charge-sheet has been submitted.

Inspector of Police
Police Station Biloli
Dist. Nanded (M.S)

मी सतीश मुरलीधर पारमार्से वय- 27 वर्ष
व्यवसाय - शिक्षण रा. भास्कर जगद विष्णोनी
फि. नॉयेड मो. नं. 9307375469

समक्ष पोस्टेना येवून जखण लिखून देतो
की, मी वरील ठिकठिका राहणारा असून मला एक
भाऊ संदिप व पहिला संतोषी हे दोघे जायना येथे
राहतात. माझे वडील व आई असे आई एकत्र
राहतात.

दि. 19/11/2020 रोजी
12-30 नं 8 नॉयेड
जळ 12-00 वा
मु. नं. 35/120
उजळ 2.79, 337
338 उजळ
मुरलीधर पारमार्से
उजळ उजळ नॉयेड
नॉयेड उजळ फि.

काल दि. 18/10/20 रोजी माझे वडील दिन
बोर्ड व वेळीगचे काम करतात ते काम सकाळी 10.00
दिन शेडचे काम करणासुद्धी वेळीगणी येथे गेले होते.
काम संपवून माझे वडील वेळीगणी वरून कामराखी
वसस्टण्ड येथे झाले कामराखी वसस्थानड येवून
माझे वडील सायंकाळी 6.45 वाजण्याचे सुमारास विलोनी
येथे येणेसुद्धी झाले वसले. त्याच दरम्यान इतर
पसेजर त्या झरोत वसले. सदर झरो विलोनी कुड
येत असताना लाल नाक्याच्या पुढे मायी धाण्याच्या
समोरील रेडवर सदरच्या झरो चालूकाने भरधाव
वेगाने हयगथी व निरकळणीपणे झरो चालवून रांग
साईड रेडच्या उजव्या बाजूस चालवून विलोनी
कुड येत असलेला झरो क्र. AP. 25 - X 9471
पेगो झरो यास समोरून जोराची धडक मारून
श्मताच्या झरोतील प्रवाशास शंभर जखमी केले.
व AP - 25 - X 9471 च्या चालकास व इतर प्रवाशांना
शंभर भार लागला आहे. माझ्या वडीलास व
इतर जखमी प्रवाशांना उपचारासुद्धी गोपिनाथ
वांशाधर शिंदे रा. विलोनी शिवकुमार पांचाळ रा.
कासवाळी व इतर विलोनी 108 अंबुलंस कोलावून
सरकारी इवाखाना विलोनी येथे शरीड देले. माझ्या
वडील नावे मुरलीधर कासवाळी पारमार्से यांना

मुरलीधर पारमार्से
18/11/20

डॉक्टर यानी लपासुन अध्यायाची 7.30 वा. युगासु
 मरण पावल्याचे सांगितले सदरची धरणा साय-
 काही 7.05 वाजता घडलेली आहे असे मला
 माझा मित्र ज्ञानेश्वर सापलू हारणे रा. विलेपि
 यानी मला फोनद्वारे कळविले मी जालना
 येथे असल्यामुळे स. द. विलेपि येथे आज
 रोजी येऊन माझ्या वडीलास P. M. वर येथे
 बघितलो असता ते मरण पावल्याचे दिसेल
 सदर धरनेमध्ये इतर लोड जरवी आहे व
 त्यांना उपचार कळी नाई येथे पाठवील्याचे
 सांगले. आज रोजी पो. स्ट. विलेपि येथे
 येऊन छिपाई देण आहे.

तरी यातील अंश कु. महिडा अल्या 15
 16 - UB. 9208 च्या चालकाने आपल्या लाळा-
 तील अंश कासरळी ते विलेपि माथी आल्याच्या
 समोरील रोडवर रांग साईने उजव्या बाजूस
 भरथाव वेगात हयगयी व विव्हाळीपणे येऊन
 विलेपि कुडून येत असलेला अंश कु. AP. 25 X
 9471 पुणे डोंड अंश समोर रांगी घडु.
 देऊन मुखवट्या काशीनाथ पारमास यांचे मृत्युस
 कारणित, शाला असून इतर प्रवाशास रांगी
 जरवी केले आहे तरी त्या अंश याला विकल्प
 कार्यवाही करण्याची विनंती आहे.

माझा करील नसाव माझे सांगणे प्रमाणे घेतला
 मला वाचून राखण्या बरेबर व रपरा आहे.

समक्ष

हां नसाव दिवा सही

Signature

पोलीस ठाणे अमलदार
 पोलीस स्टेशन, विलेपि

CRIME DETAILS FORM

घटनास्थळाचा पंचनामा/गुन्ह्याचा तपसील नमुना

१. राज्य-महाराष्ट्र, जिल्हा-नांदेड, पोलीस स्टेशन-विलोली पहीली खबर/कार्यवाही क्र 35/2020 दिनांक 19/02/2020

२. अधिनियम व कलम :- २७९, ३३७, ३०४(A), ३३८ भा. ५

३. घटनेचे ठिकाण दाखविण्याचे :-

नांव :- सलीरा वडीलाचे/पतीचे नांव :- मुरलीधर पाटवाल

वय :- २७ वर्ष, धंदा :- शिक्षण जात :- जोहार मोबाईल नंबर :- ९३०७३७५४६९

रा. आळोनागर, तालुका विकोली जिल्हा नांदेड राज्य महाराष्ट्र

४. गुन्ह्याचा प्रकार (गुन्ह्याचे सर्व पध्दतीसह) :-

i) प्रधान शिर्ष :-

सलीरा व मुरलीधर पाटवाल यांच्यात झगडा व झगडीत असताना सलीरा यांनी मुरलीधर यांना मारहाण केल्याची तक्रार पोलीस ठाण्यात दाखविल्याची नोंद.

ii) प्रधान शिर्षचे वर्गीकरण

iii) पध्दती

iv) वापरलेली वाहणे

v) केलेले वेषांतर/केलेली बतावणी

vi) वापरलेली भाषा/बोली भाषा

vii) विशेष वैशिष्ट्य-१

विशेष वैशिष्ट्य-२

विशेष वैशिष्ट्य-३

viii) घटनेच्या ठिकाणाचा प्रकार

ix) अंतर्भूत मालमत्तेचा प्रकार

१)

२)

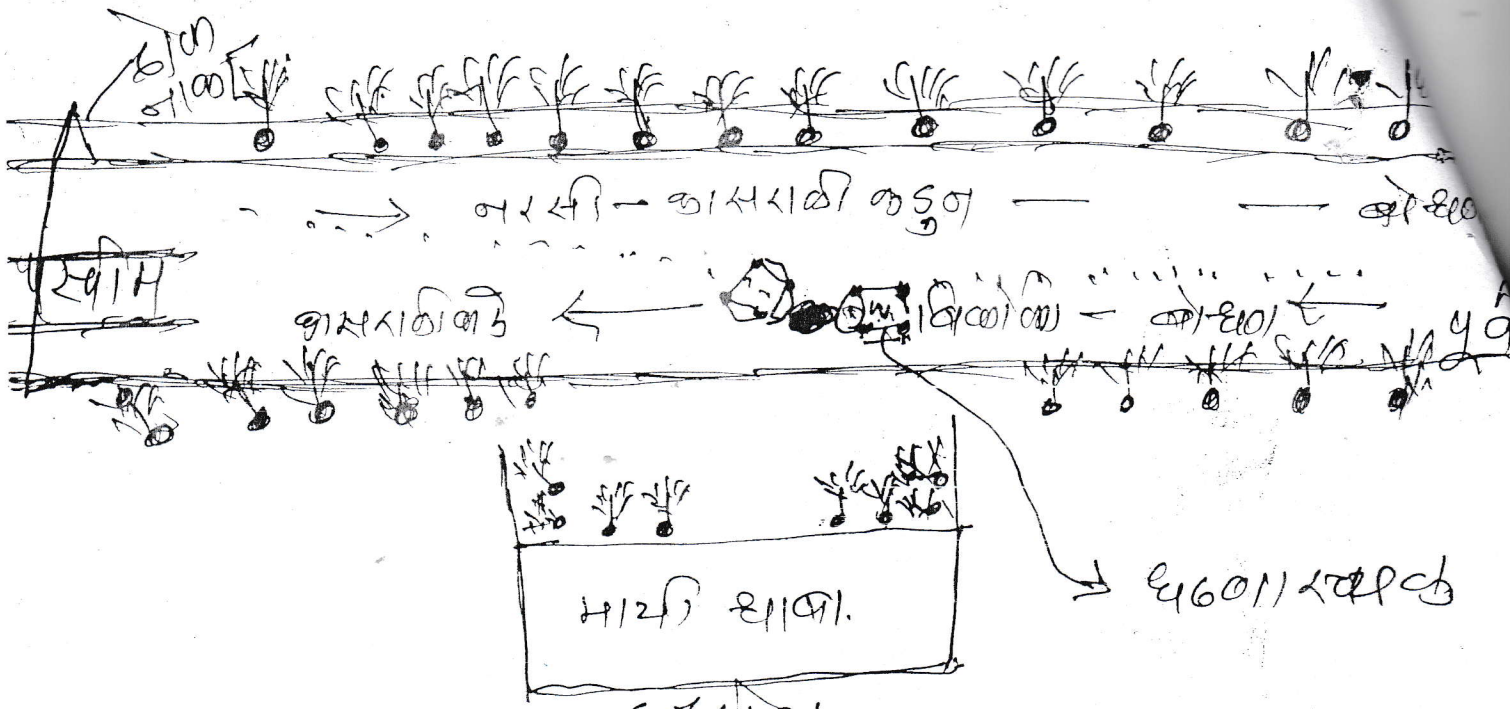
३)

४)

२. हजार विमांक नि आम्हा पैचास नई काढकर पेशी कोका वोल'
 चकविके वि. पाकरे विकोकी खुस. ७५/२०२० काम. २७९,७०५(८) ३३७३३९
 भाकरि साधक वएवो। श्वर पंचमीमा करी भाद काळो एम १५०,
 वाकरन पंचमीमा करी दम) नवरे काळमेक वरान करी पम
 पोकरि व विमांक भास भाई धाव्या वरुड सिद्धम उडवो। भावत
 एवम सवको व श्वकाळो वरलो धा वरुड पंचमीमा करी विमा
 सव वरवो। श्वर साधक विमा व वरुड मुसकी धर- पाळी
 २. साधकर मंगर विकोकी व एवम अमुको मानय धरुवक वरुड
 वरुड वरुड विमा वि. डि. मुठो। २०२० वीरुय धाविक मम
 मुसकी धर गरीबीनय पाळीमा व इकर कोक आवी क. १५ १६
 १२०८ मध्ये वरुड विमांकी वीरुय अरुवो। भादो चालो।
 व भादो अरुधाव वरान धमगड व नटकाळकी पवो वाळुव
 दोक साळीचे पुढे- भास धाव्या वरुड साधक वरुड साध
 वरुड श्वका उडवो। वरुड विमांकी वरुड वरुड काम
 भादो व- अ. २५ २७ २४ २५ २६ वरुड वरुड वरुड वरुड
 मुसकी धर गरीबीनय पाळीमा वरुड मुसकी साधक वरुड
 व इकर साधक वरुड गरीबीनय वरुड वरुड वरुड
 एवो साधकाळ ०७.०५-१००० एवको काद. वरुड वरुड
 वरुड वरुड वरुड वरुड वरुड वरुड वरुड

श्वर वरुड वरुड वरुड वरुड वरुड वरुड
 धाव्या सधर, श्वर वरुड वरुड वरुड वरुड
 भादो धाव्याचे कादो वरुड. वरुड साधक वरुड
 वरुड वरुड वरुड वरुड वरुड वरुड
 वरुड वरुड वरुड वरुड वरुड वरुड
 वरुड वरुड वरुड वरुड वरुड वरुड
 वरुड वरुड वरुड वरुड वरुड वरुड
 वरुड वरुड वरुड वरुड वरुड वरुड
 वरुड वरुड वरुड वरुड वरुड वरुड
 वरुड वरुड वरुड वरुड वरुड वरुड
 वरुड वरुड वरुड वरुड वरुड वरुड
 वरुड वरुड वरुड वरुड वरुड वरुड
 वरुड वरुड वरुड वरुड वरुड वरुड

श्वर वरुड वरुड वरुड वरुड वरुड
 वरुड वरुड वरुड वरुड वरुड वरुड



१०. तपासकामी प्रत्यक्ष पुरावा म्हणून गुन्ह्याचे जागेवरून मिळविलेल्या / जप्त केलेल्या मालमत्तेचे वर्णन :-

.....

.....

.....

.....

११. घटनास्थळ पंचनाम्याची दिनांक 19/02/2020 वेळ - 15:00 ते 16:00 वा.

१२. पंचाची नावे व संपूर्ण पत्ता आणि सही :-

- १) का. गु. १९ इ. १११ २५६२२६५६
वर्ष २०१९ - वेळी ११:०० वा. ११/०२/२०२०
२) राजेश्वरी शशीबाई कळसाईलकर ५५
वर्ष २०१९, को. १११ २५६२२६५६
१९३०६६५२६६

तपासीक अमलदाराची सही :-

नांव :- एम. रा. व. ११३०२

पदनाम :- टी. डी.

दिनांक 19/02/2020

पोलीस स्टेशन --- बिलोली ---

G. R., G. D., No. 733/33, dated 16-6-41 and
G. R., H. and L. G. D., No. 733/33, dated 11-12-47,
vide Surgeon General with the Govt. of Maharashtra, Bombay's
Letter No. FRM/1462/19357/1, dated 4-7-62.]

Memorandum of a post-mortem examination held at

Rn Bilgi

Dispensary
Hospital

on the dead body of ^{Ruchimbai}
Wengaram ^{Barsode}

Village Bilgi
City

Taluka Bilgi

District Nanded, by Dr. Lakshminarayan N. D.

I. General Particulars—

1. (a) By whom was the
corpse sent?

P. I. P. S. Bilgi

(b) Name of place from
which sent.

Bilgi

(c) Distance of place
from which sent.

0 km.

2. By whom was the corpse
brought?

AS I, Shri Waddekar M.

3. By whom identified?

Yelapa Wengaram Barsode

4. The date, hour and minute
of its receipt.

27/10/2020 at 10.00 am

(a) The date, hour and
minute of beginning
post-mortem exami-
nation.

27/10/2020 at 10.10 am

(b) The date, hour and
minute of ending
post-mortem exami-
nation.

27/10/2020 at 11.10 am

5. Substance of accompa-
nying Report from Police
Officer or Magistrate,
together with the date of
death if known. Supposed
cause of death or reason,
for examination.

Police Panel name with
suppose cause of death

6. If not examined at Dispensary or Hospital—

(a) Name of place where examined.

(b) Distance from Dispensary or Hospital—

(c) Reason why the body was not sent to the Dispensary or Hospital.

II. External Examination—

7. Sex, apparent age, race or caste.

60 yrs female, Hindu

Description of clothes and of ornaments on the body.

8. **Condition of the clothes—** Whether wet with water, stained with blood or soiled with vomit or foecal matter.

wet with blood

9. Special marks on the skin such as scars, tattooing etc., any malformations peculiarities, or other marks of identification. State of the teeth.

In newly born infants, the length and (if possible), the weight of the body to be recorded together with the state of the hair, nails and umbilical cord, its length, whether placenta is

10. **Condition of body**—Whether well-nourished, thin or emaciated, warm or cold.

norm

11. **Rigor Mortis**—Well-marked, slight or absent; whether present in the whole body or part only.

Absent.

12. Extent and signs of decomposition, presence post-mortem lividity of buttocks, loins, back and thighs or any other part. Whether bullae present and the nature of their contained fluid. Condition of the cuticle.

p m lividity present on buttocks, loins, back & thighs.

13. **Features**—Whether natural or swollen, state of eyes, position of tongue: nature of fluid (if any) oozing from mouth, nostrils or ears.

Eyes closed; mouth closed

14. **Condition of skin**—Marks of blood etc. In suspected drowning the presence or absence of cutis anserina to be noted

15. Injuries to external genitals.
Indication of purging.

no any injuries

16. **Position of limbs**—
Especially of arms and
of fingers in suspected
drowning the presence or
absence of sand or earth
within the nails or on the
skin of hands and feet.

Both arms & hands
& fingers within body

17. **Surface wounds and
injuries**—Their nature, posi-
tion, dimensions (measured)
and directions to be
accurately stated—their
probable age and causes
to be noted.

1) old injuries @ extremity
2) old injuries @ lower
extremities with
oedema over scapula
& leg

If bruises be present what is
the condition of the
subcutaneous tissues ?

no.

(N.B.—(When injuries are
numerous and cannot be
mentioned within the space
available they should be
mentioned on a separate
paper which should be
signed).

18. Other injuries discovered by
external examination or
palpation as fractures etc.

etc operated with
rod. & callusings

(a) Can you say definitely
that the injuries shown
against serial Nos. 17
and 18 are ante mortem
injuries ?

yes -

III. Internal Examination—

19. Head—

(i) Injuries under the scalp, their nature.

No of injuries.

(ii) Skull—Vault and base—describe fractures, their sites, dimensions, directions, etc.

No of fractures 07

(iii) Brain—The appearance of its coverings, size, weight and general condition of the organ itself and any abnormality found in its examination to be carefully noted (weight M. 3 grams F. 2.75 grams).

congested.

20. Thorax—

(a) Walls, ribs, cartilages

intact.

(b) Pleura

congested

(c) Larynx, Trachea and Bronchi.

congested.

(d) Right Lung

congested

(e) Left Lung

congested.

(f) Pericardium

congested.

(g) Heart with weight

Both chambers are full of blood.

(h) Large vessels

congested.

(i) Additional remarks.

15.

21. **Abdomen—**

Walls

intact

16.

Peritoneum

intact

Cavity

Buccal Cavity, teeth, tongue and Pharynx.

Esophagus

congested

17.

Stomach and its contents

100ml of digested food material.

Small intestine and its contents.

congested

Large intestine and its contents.

congested

Liver (with weight) and gall bladder.

congested

Pancreas and Suprarenals

congested

Spleen with weight

congested

Kidneys with weight

congested

Bladder

empty

Organs of generations

18.

Additional remarks with where possible, medical officer's deduction from the state of the contents of the stomach as to time of death and last meal.


6 hrs

State which viscera (if any) have been retained for chemical examination and also quote the numbers on the bottles containing the same.

22. *Spine and Spinal Cord—

Opinion as to the cause
probable cause of death.

Death due to Septicemia
due to multiple stab injuries"



वैद्यकीय अधिकारी
राजकीय अस्पताल बिलोली वि. बाँदेई

Dated

200

(Signature)

*The Spinal Cord need not be examined unless there are any indications of disease, Strychnia poisoning or injury.

Note—The report must be written and signed immediately after the examination. Medical Officers will at once despatch a duplicate copy to the Civil Surgeon of their district for record in his office.

Great care should be taken not to cut the viscera before they have been inspected *in situ*.

No.


200

Place Dispensary
Civil Hospital

R.D. Bilgi 200

Forwarded to the Police Sub-Inspector R.D. P.S. Bilgi
for information with reference to his No. of 200

2. Viscera has been preserved. It may please be stated *Immediately* whether examination by the Chemical Analyser is necessary or it is to be destroyed.



Civil **विद्यकीय अधिकारी** Officer
अपीन रुग्णालय बिलोली जि. वर्दी

Copy forwarded with compliments to the Civil Surgeon, for information.

M. M. S. Officer

Seen and examined by the Civil Surgeon,

200

on

Remarks of the Civil Surgeon, (if any)

2

C.M

Memorandum of a post-mortem examination held at

R.H. Biloli

Dispen
Hospit

on the dead body of murlidar kashinath Village - Biloli
patmanse City

Taluka Biloli

District - Nanded, by Dr Suresh Totawar

1. General Particulars—

1. (a) By whom was the
corpse sent?

- Rajesh Haribhau Kalsahit

(b) Name of place from
which sent.

- Biloli

(c) Distance of place
from which sent.

-

2. By whom was the corpse
brought?

- Rajesh Haribhau Kalsahit

3. By whom identified?

- Rajesh Haribhau Kalsahit

4. The date, hour and minute
of its receipt.

19-2-2020 11:30 am

(a) The date, hour and
minute of beginning
post-mortem exami-
nation.

19-2-2020 - 11:50 am

(b) The date, hour and
minute of ending
post-mortem exami-
nation.

19-2-2020 12:50 PM

5. Substance of accompa-
nying Report from Police
Officer or Magistrate,
together with the date of
death if known. Supposed
cause of death or reason,
for examination.

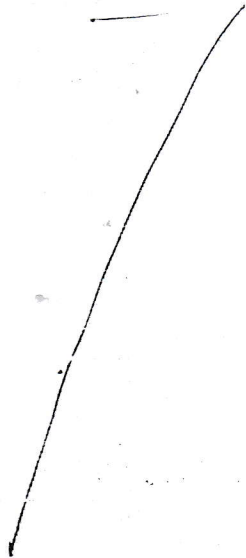
As per police inquest.

6. If not examined at Dispensary or Hospital—

(a) Name of place where examined.

(b) Distance from Dispensary or Hospital—

(c) Reason why the body was not sent to the Dispensary or Hospital.



II. External Examination—

7. Sex, apparent age, race or caste.

- male - 50 year. Hindu

Description of clothes and of ornaments on the body.

- Black colour pant and
- Blue colour under wear
- mehendi colour shirt

8. Condition of the clothes— Whether wet with water, stained with blood or soiled with vomit or foecal matter.

- Stained with blood

9. Special marks on the skin such as scars, tattooing etc., any malformations peculiarities, or other marks of identification. State of the teeth.

mole on Front of Abdomen

6/6
0/6

In newly born infants, the length and (if possible), the weight of the body to be recorded together with the state of the hair, nails and umbilical cord, its length, whether placenta is attached or not, if present.



10. **Condition of body**—
Whether well-nourished, thin
or emaciated, warm or cold.

— well. Nourished, Cold

11. **Rigor Mortis**—Well-marked,
slight or absent; whether
present in the whole body or
part only.

— Rigor mortis well developed
All over body

12. **Extent and signs of decom-
position, presence post-
mortem lividity of buttocks,
loins, back and thighs or any
other part. Whether bullae
present and the nature of
their contained fluid.
Condition of the cuticle.**

— NAD

13. **Features**—Whether natural
or swollen, state of eyes,
position of tongue; nature of
fluid (if any) oozing from
mouth, nostrils or ears.

— Natural
eye open, inside tense
the mouth
oozing from Blood from
mouth and nostrils

14. **Condition of skin**—Marks
of blood etc. In suspected
drowning the presence or
absence of cutaneous
to be noted.

— NAD

15. Injuries to external genitals.
Indication of purging.

- NO external genital injury
purging from genital

16. **Position of limbs**—
Especially of arms and
of fingers in suspected
drowning the presence or
absence of sand or earth
within the nails or on the
skin of hands and feet.

- MAD

17. **Surface wounds and
injuries**—Their nature, posi-
tion, dimensions (measured)
and directions to be
accurately stated their
probable age and causes
to be noted.

1) A laceration over RT leg of
knee joint or left lower limb
- multiple injuries over upper
lobe of liver (3x0.5x0.5cm)

If bruises be present what is
the condition of the
subcutaneous tissues?

CLW over occipital region of
head (5x0.5x0.5cm)
CLW over RT side of eye -
size 2x1x1cm
- Abrasion over left side of
forehead (2x0.5cm)

(N.B.—(When injuries are
numerous and cannot be
mentioned within the space
available they should be
mentioned on a separate
paper which should be
signed).

18. Other injuries discovered by
external examination or
palpation as fractures etc.

- Fracture of 5th and 6th ribs

(a) Can you say definitely
that the injuries shown
against serial Nos. 17
and 18 are ante mortem

yes. Antipartum injury

III. External Examination—

19. Head—

(i) Injuries under the scalp, their nature.

— NAD

(ii) Skull—Vault and base—describe fractures, their sites, dimensions, directions, etc.

— No fracture of vault (skull)
— meninges congested
— sub-dural haemorrhage (5x3x1cm)
— seen in occipital region of head.

(iii) Brain—The appearance of its coverings, size, weight and general condition of the organ itself and any abnormality found in its examination to be carefully noted (weight M. 3 grams F. 2.75 grams).

— grey matter congested

20. Thorax—

(a) Walls, ribs, cartilages

— 5th & 6th ribs fracture

(b) Pleura

— congested

(c) Larynx, Trachea and Bronchi.

— filled with blood

(d) Right Lung

— Both lung are congested

(e) Left Lung

(f) Pericardium

— congested

(g) Heart with weight

— contain 100ml of blood

(h) Large vessels

— semi-solid blood

(j) Additional remarks:

— NAD

21. Abdomen

Walls — Intact

Peritoneum — Intact

Cavity — Normal

Buccal Cavity, teeth, tongue and Pharynx. — Normal

Desophagus — contain some Red blood

Stomach and its contents — contain semi-solid food

Small intestine and its contents. — congested

Large intestine and its contents. — congested

Liver (with weight) and gall bladder. — congested and multiple Abscesses

Pancreas and Suprarenals — congested

Spleen with weight — congested

Kidneys with weight — congested

Bladder — empty

Organs of generations — empty

— Drain urine 4 hrs

Additional remarks with where possible, medical officer's deduction from the state of the contents of the stomach as to time of death and last meal.

— NOT Preserved

State which viscera (if any) have been retained for chemical examination and also quote the numbers on the bottles containing the

22. Spine and Spinal Cord

Opinion as to the cause
probable cause of death.

Probable cause of death is
due to cardio respiratory arrest
due to haemorrhagic shock
due to subdural haemorrhage
and due to multiple injuries
due to head injury

19-2-2020.

Dated

20



~~Dr. [Name]~~
~~[Signature]~~

*The Spinal Cord need not be examined unless there are any indications of disease, Strychnia poisoning or injury.

Note—The report must be written and signed immediately after the examination. Medical Officers will at once despatch a duplicate copy to the Civil Surgeon of their district for record in his office.

Great care should be taken not to cut the viscera before they have been inspected *in situ*.

No.

20

MCC NO 35/2020 ~~CHM~~ 279,904-1,37

Dispensary
Place Civil Hospital


DATE 19-2-2020 334

- Rural Hospital Biloli

Forwarded to the Police Sub-Inspector P.S. Biloli

for information with reference to his No. MCC NO 35/2020 19-2-2020

2. Viscera has been preserved. It may please be stated *immediately* whether examination by the Chemical Analyser is necessary or it is to be destroyed.


Civil Surgeon or अधिकारी Officer
जनकपुर महानगरपालिका नगरपालिका

Copy forwarded with compliments to the Civil Surgeon,

for information.

M. M. S. Officer

Seen and examined by the Civil Surgeon,

on

20

Remarks of the Civil Surgeon,

(if any)

~~सि. सुर. वि. बिलोली~~
~~सि. सुर. वि. बिलोली~~

25/4/2020

Civil Surgeon

29

Govt. Rural Hospital, Biloli Dist. Nanded.

MEDICOLEGAL INJURY CERTIFICATE

Name Of Patient Shaphil Subash Borale

Office : of the Medical Suptd. CI-1

Age 5 Sex male R/o. Biloli

Referred From Police Station P.S. Biloli

Rural Hospital, Biloli

Identification Marks mark on left side of neck

1) M.L.C.No. : 180

1) 18/12/2020 2) Date of Exam & Time : 7.55 PM

Sr.No.	Type Of Injury	Size of Injury	Part Of Body Affected	Nature Of Injury	Probable Weapon	Age Of Injury	Remarks
1	<u>2</u>	<u>3</u>	<u>Abreasion on front of forehead</u>	<u>Simple</u>	<u>Hand & Blunt Items</u>	<u>2ms</u>	<u>kg 1 gm opd hair</u>

[Signature]
10/1/20

राज्यीय अतिरिक्त
राज्यीय अतिरिक्त
राज्यीय अतिरिक्त

MEDICOLEGAL INJURY CERTIFICATE

Name Of Patient Dy K mimbab Gangaram Barsale For the Medical Supd. CI-1

Age 60 Sex Female Biloli Dist. Nanded Rural Hospital, Biloli

Refered From Police Station P.S. Biloli 1) M.L.C.No. 177

Identification Marks mark on left ear hole 2) Date of Exam & Time: 16/12/2020

8. pm.

Sr.No.	Type Of Injury	Size of Injury	Part Of Body Affected	Nature Of Injury	Probable Weapon	Age Of Injury	Remarks
1		3		5	6	7	8
D	CLW	7x1x1 cm	AT Hand or wrist joint	PT swell	HARD Blnd	2ms-	PT swell
D	Abngus	3x0.5x 1.5cm	Abngus on back left knee joint	simple injury	Hard Blnd oblong	2ms	lame swell

10/12/20

Medical Officer
 [Signature]
 Medical Officer

2

GOVT. KURAI HOSPITAL, BILOILI DIST. Nanded.

MEDICOLEGAL INJURY CERTIFICATE

Name Of Patient Ratich ni Sanyu Gadga

Office : of the Medical Suptd. CI-1

Age 35 Sex Female Reside No. Biloli

Rural Hospital, Biloli

Referred From Police Station P.S. Biloli

Identification Marks mark on left side of nose 1) M.L.C.No. : 128

2) Date of Exam & Time : 18/12/2000

7.45 PM

Sr. No.	Type Of Injury	Size of Injury	Part Of Body Affected	Nature Of Injury	Probable Weapon	Age Of Injury	Remarks
1	CLW	2x0.5x0.5cm	Finger of hand	Smash	Hard blunt	2 hrs	DL
	CLW	2x0.5x0.5	Left hand of wrist joint		Hard blunt	2 hrs	DL

10/12/20

Medical Officer
Rural Hospital, Biloli

23

Govt. Rural Hospital, Biloli Dist. Nanded.

MEDICOLEGAL INJURY CERTIFICATE

Office : of the Medical Suptd. CI-1

Rural Hospital, Biloli

Name Of Patient

Sonam Subash Barsale

Age

6y8 Sex male R/o Biloli.

Referred From Police Station

P.S. Biloli.

Identification Marks

1) m d m on neck

1) M.L.C.No. :

129

2) Date of Exam & Time :

18/12/2020 7.50 pm

Sr.No.	Type Of Injury	Size of Injury	Part Of Body Affected	Nature Of Injury	Probable Weapon	Age Of Injury	Remarks
1	e.L.W	2x0.5x0.5m	front of forehead	simple injury	Hand & stick	2m	
	CLW	2x0.5x0.5m	Rt hand of wrist joint	simple injury	Hand & stick	2m	

R
10/12/2020

भारतीय अहिकारी
 MEDICAL OFFICER
 Biloli