

FORM COMP AA
(sec Rules 253 (c), 254 (c) (iii), 254 (80 255 (1) (iv))
REPORT ABOUT THE MOTOR VEHICLES ACCIDENTS

1	Name of the Police Station	Sonkhed dist.Nanded
2	CR.NO./TAR No./SDE No.	78/2022 U/s 279,304(a) of IPC
3	Date, Time and Place of the accident.	04/05/2022 at 1400 hrs Nanded to Latur road near Janapuri tq. Loha Dist. Nanded
4	Name of the Injured / Deceased	1) Dhindiba Laxman Kendre age 65 years r/o Deepnagar Nanded tq Dist. Nanded 2) Ram Laxman Chintalwad age 38 yrs.r/o Ghungrala tq.Naigaon Dist. Nanded
5	Name of Hospital to Which he/she was removed	Govt.Hospital Nanded
6	Number of vehicles and type of the vehicle	KA 38 F 1021 BUS (ST)
7	Name and address of the Driver of the vehicle with particulars or Driving License of the said Driver and the address of the Issuing Authority of the said Driving License. The number of Badge in case of Public Service Vehicle and the address of the Issuing Authority of the said Badge.	Vijaykumar Ghaleppa Sadlapure age 46 years r/o Kolhar tq. Dist. Bidar Karnatka KA 38 19930000410 RTO Bidar
	Name and Address of the Owner of the vehicle as it stands on the date of the accident.	Govt. of Karnatka State
9	Name and address of the insurance Company with whom the vehicle was insured and the Divisional office of the said insurance Company.	Govt. of Karnatka State
10	Number of Insurance Policy / Insurance Certificate and the date of Validity of the insurance Policy/Insurance Certificate.	Govt. of Karnatka State
11	Action taken if any and the result thereof	An offence has been registered against the accused. After completion of investigation Charge-sheet has been submitted.

Inspector of Police
Police Station Sonkhed
Dist Nanded (M.S)


घाडप्पा सदलापुरे वय 46 वर्ष व्यवसाय बस चालक राहाणार वॉटर टॅक वांजरी हुमनाबाद जि.बिदर राज्य कर्नाटक हा असल्याचे समजले. सदर चालकाने त्यांचे ताब्यातील बस ही हयगई व निष्काळजीपणे भरधाव वेगात नांदेड ते लोहा रोडवर जानापुरी कॅम्प येथे चालवित येवुन बस ही रॉंग साईडने चालवित येवुन माझ्या वडीलांच्या डिव्हाईडर साईडच्या बाजुने जाणारे वाहनास समोरा समोर जबर धडक देवुन त्यां दोघांना गंभीर जखमी करुन त्यांचे मरणास कारणीभुत झाला. सदर बस चालक यांचे विरुद्ध योग्य ती कायदेशिर कार्यवाही करावी.

माझा जबाब माझे सांगणे प्रमाणे संगणकावर टंकलिखित करण्यात आला तो वाचुन पाहीला बरोबर व खरा आहे.

विलंबाचे कारण :- यातील फिर्यादी यांनी वडीलांचे अंत्यविधीनंतर धार्मिक विधी करुन पो.स्टे.ला प्रत्यक्ष हजर येवुन तक्रार दिली.

समक्ष

हा तक्रारी जबाब दिला सही



CRIME DETAILS FORM

Form: ii-1

घटनास्थळ पंचनामा / गुन्ह्याच्या तपशीलाचा नमुना

1. State महाराष्ट्र Dist नांदेड P.S. खोमरवेड Fir/Proceeding/G.D.No 78/22 Year 2022 Date 06/05/2022
 राज्य :- महाराष्ट्र जिल्हा :- नांदेड पोलीस ठाणे :- पहिली खबर क्र./कार्यवाही क्र. वर्ष तारीख

2. Act and Sections भाद दं वि 279, 304 (3)
 - अधिनियम व कलमे :-

3. The place of Occurrence shown by :-
 घटनेचे ठिकाण दाखविण्याचे.

Name :- कैलास धोंडीबा केडे Father's/Husband's Name :- धोंडीबा केडे
 नाव :- पित्याचे/पतीचे नाव

Address रांग नांदेडकोरनगर पूर्वा रोड नांदेड मो.नं 935434083
 पत्ता :-

4. TYPE OF CRIME (All including M.O. Crime) :
 गुन्ह्याचा प्रकार (गुन्ह्याच्या सर्व पध्दती सह) :
 i) * Major Head सविचारात वहाक ii) Classification of Major Head: हईगाई व जिष्काळनीयता
 प्रधान शीर्ष : चाळवूक मृत्यू प्रधान शीर्षचे वर्गीकरण : वहाक चाळवूक

iii) * Method (s) पध्दती:-
 १. यातील कोणाचे वहाक धोंडीबा केडे हे त्यांचे मामकीचे टाटा एस
 २. चाळवूक राम चिंभळनाड यांचे सह लोहा येथून नांदेड कडे येत असताना यातील आरोपी
 ३. बस क्रं: KA38F1021 च्या चाळवूक हईगाई व जिष्काळनीयता चाळवूक रांग सईडला येथून

iv) * Conveyances used : मयलचे मोटोर दिशेच्या वाहनास समोर समोर जावर हाक देण
 वापरलेली वाहने: - मयलचे मरणास कारणीभूत झाला कर्नाटक बस क्रं: KA38F1021

v) * Character assumed :
 केलेले वेषांतर/केलेली बतावणी :-

vi) * Language/ S. lang. used:
 वापरलेली भाषा/बोली भाषा :-

vii) * Special Feature-1 : राष्ट्रीय महामार्गाचे CC रोड वाहतूकीच्या रांग सईडला येथून
 विशेष वैशिष्ट्ये १ : - जावर अपघात.

viii) * Special Feature-2 :
 विशेष वैशिष्ट्ये २ : -

* Special Feature-3 :
 विशेष वैशिष्ट्ये ३ : -

ix) Type of place of Occurrence: लोहा ते नांदेड राष्ट्रीय महामार्ग के. 361 वरील
 घटनेच्या ठिकाणाचा प्रकार: - जातापूरी सिव्हर. जातापूरी कैम्य समोर

x) Type of property involved (4 Types): Major head of the property to be filled):
 अंतर्भूत मालमत्तेचे प्रकार :-

१).....२).....
 ३).....४).....

5. Particulars of the victims (Attach separate sheet, if required):-
बळीचा तपशील (आवश्यक असल्यास स्वतंत्र कागद जोडावा) :

Sr. No. अ. क्र.	Full Name संपुर्ण नाव	Date/ Year of birth जन्मतारीख / वर्ष	Sex लिंग	Nationality राष्ट्रीयत्व	Religion धर्म	Whether SC/ST जाती / जमाती	Occupation व्यवसाय	Address पत्ता	Injury: Grievous/ Simple दुःखापत गंभीर/ साधी	Means साधने / हत्यारे
1.	बेडेंडा (अभता) केंडे	65	पु.	भारतीय	हिंदू	-	-	गंदकिशोर कमल पुनरीड कडे	मध्यम	KA38 F1021
2.	राम (अभता) चिंतलवाड	38	पु.	भारतीय	हिंदू	-	-	धुंगरका ता.दायगावे	मध्यम	KA38 F1021

6. Motive of Crime गुन्ह्याचा हेतू

"हड्डे काढणे व निष्काळजीपणे (अधिकाराने) वट्टे चालवणे"

7. Details of properties Stolen/Involved(Use appropriate prescribed forms (s) and attach) :

चोरीच्या / अंतर्भूत मालमत्तेचा तपशील (योग्य नमुना वापरवा व सोबत जोडावा)

8. Description of the place of occurrence :

घटनेच्या जागेचे वर्णन :-

आम्ही सपोनि विशाल झोसेने पो.स्ट. खोतरगेड नमुद दारबल गुन्ह्यास दोन पंच
यंता पंचनामा करणे कामी मुख्य एअर नाडव्यास कठोरते करून पंचनामा घ्यास सहमती
दशापिले करून लोहा ते लोडे जाणारे राष्ट्रीय महामार्ग क्र ३६१ वर जाणाऱ्या कॅम्प समोर
एअर हेवूक पंचनामा करण्यात येतो तो येतो प्रमाणे
सादर हट्टेच्या ठिकाणी घातिलेला फ्लॉर हे एअर वसूळ त्यांनी हट्टेबाबत हकिकत सांगितले
की दिनांक ०४/०५/२०२२ रोजी वजील होडगा केंडे व पहिले-वालेक राम चिंतलवाड हे राता.एस
एम२६७११५ ही मालवाहू फ्लॉर हेवूक लोहा येथे माल खाती करून लोडे कडे लोहा ते
लोडे रोडक परत येत असतांना जाणाऱ्या कॅम्प समोर वेळ द्यारी दोन ते दोन वाजताच सुमारास
लोडे कडून हुमनाबाद जाणारी बस क्र. KA३८F1०२१ चे चालकोने आपले ताड्यातीक बस

Description of the place of occurrence (Contd) :

निम्न जागेचे वर्णन (पुढे चालू)

ही हीरोई व निष्काळजीपणे अरबाव वेगात गीडे कडून कोल्हापूर येथे वस चाळकी वस पूर्व रिंग रोडच्या डिवायडचे बायले बाजोवत येथे स्मिथ जबर हळक देवूत तसा हस मज्जिम मसि वडति व बाळकास गंभीर जखमी करुन त्याचि मरणाल कारणीभूत झाला वगैरे हकिकत सांगुन हारतास्थक दरीविले.

खदरे हारतास्थक हे गीडे ते कोहा जाणारे राष्ट्रीय महामार्ग क्रं. 361 वर जळपुरी कॅम्प समोर असून खदर च्या रोड हा सी.सी. रोड असून खदरचा रोड हा दक्षिण वल असून रोडची रुंदी 25 फूट असून सी.सी. रोड च्या एका बाजूस पाच फूट रुंदीचा वरवा वरख डिवायडर च्या बाजूने एकलकी वास्तुकी खोली खुळ, असलेल्या रोडे डिवायडर च्या बाजूने वाहण कं. MH26AP8115 ही गीडे को जात असताना खदर रोडवर वाहकुकीसगी कोल्हा को जावयासगी पश्चिम बाजुने रोड खुळीत असताना वस चाळकी रोड वर खोळ डिवायडर च्या बाजुने वस झालवुन हळक दिलिले हकिकत असुन खदरची वरखचे समोरील फायवर साईड ताकत व डिवायडर वरुन विरुद्ध बाजुय गीडेले हिकावा दरीविले खदर हारतास्थका लागत वसघी व तता हसचे असेलिंग वुटन पडलेले दिसत आहे.

खदर हारतास्थका लागत डिवायडरचे बाजुय रोड रुंदीकरणे काम चालू अथवायत दिसत आहे.


खदर हारतेच्या हिकागी रोड च्या बाजुय लावण्यात आलेले वाहण क्र. 361 ची पहली करत खदर वाहणगी समोरील कॅबिज चुलेकी मोकलेकी व हायवर साईड फुल आत देलेली दिसत आहे. खदर वाहणगी कॅबिज मोकलेकी दिसत आहे. खदरचे वाहण हे मांत्रिक लपसणी कामी राखुन ठेवण्यात आले.

खदर हारतास्थकावरील कलक लक्य पारवळ महामंडळ वस ही खुर्चीतलेच्या हसुकी पो. स्टे. कोणखे येथे यांत्रिक लपसणी कामी राखुन ठेवण्यात आली. खदर वस ची पहली वरना वसचा समोरील को कलक वुटलेल दिसत आहे.

खदर हारतास्थकाची चक्रीसिमा पहला पुरेस सी.सी. रोड व लोकास पर्यारोड च्या काम सुरुच आगा व त्या पोलिजे जाणारी काम दिसत आहे. पश्चिम रोड रुंदीकरणे जागा रोड रुंदीकरणे च्या पोलिजे वुटले रोड याचे जेत आहे. वरख दक्षिणस सी.सी. रोड जाणारी कोहा जाणारा व उत्तरेस सी.सी. रोड लीडले जाणारा आहे.

खदर हारतास्थकाचे आंमदा 19.068461° व रेखांश 77.24688° असे

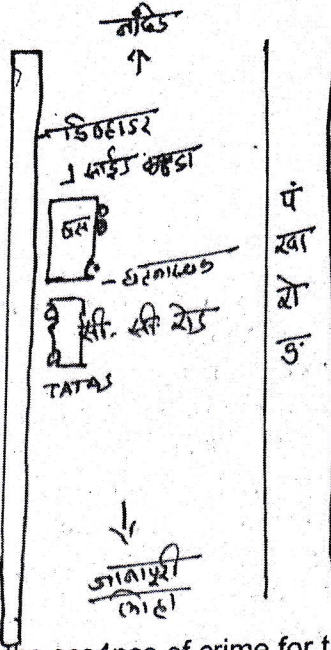
झेड: खदरचा विचकामा हा विचकी वाचुन वाचुन वेखर व खरा असल्याची खात्री करुन खात्री करी.



मिनीस निरीक्षक

9 नकाशा Map
बाकुल रोड
दावे शेत

रोड संदीकरता
पालू प्रसन्नता
सी. सी. रोड



जावापुरी केंद्र

10 Description of physical evidence from the scene of crime for the property recovered/ seized for the purpose of investigation :-

त्यासकामी प्रत्यक्ष पुरावा म्हणून गुन्ह्याच्या जागेवरून मिळालेल्या/ जप्त केलेल्या मालमत्तेचे वर्णन :

11. Date and time of panchnama Time

घटनास्थळ पंचनाम्याची दिनांक 07/05/2022 वेळ 15:00 ते 16:00 पर्यंत

12. Name of panchas

Signature of panchas

पंचाची नावे

पंचाच्या सहाया

१. मन्मथ पित्तया स्वामी वय 36 वर्ष व्यवसाय मजुरी

मनमत

पत्ता रा. कोकरगर पो. कांलकी समोर नादि

मो. नं. 7058656333

२. प्रदिप शिवशंकर विसे वय 28 वर्ष व्यवसाय मजुरी

...

पत्ता रा. कोकरगर तगर साकेराव रोड नादि

मो. नं. 9168172242

Name and signature of Investigation officer

तपासीक अंमलदाराची सही

(Signature)

Date

Name नाव

विशाल डी. घोसले

MLPM. No. 441/2022.
Dt - 04/05/2022.

C. M. 67 e.

Memorandum of a post-mortem examination held at Dr. SCGM, Nanded. Dispensary Hospital

on the dead body of Dhondiba Larman Village Dipnagar,
Kendare. of Nanded. City

Taluka Nanded District Nanded. by Dr. A.J. Pundge.
Dr. C.B. Mishra.

I. General Particulars-

1. (a) By whom was the corpse sent?

NPC - W.M. Nagargoje, B.no - 2699.
PS - Sonkhed.

(b) Name of place from which sent.

Dr. SCGM, Nanded.

(c) Distance of place from which sent.

2. By whom was the corpse brought?

NPC - Nagargoje, B.no - 2699.

3. By whom identified

4. The date, hour and minute of its receipt

5:42 PM

04/05/2022.

(a) The date, hour and minute of beginning post-mortem examination

6:00 PM

(b) The date, hour and minute of Ending post-mortem examination

7:00 PM

5. Substance of accompanying Report from Police Officer or Magistrate, together with the date of death if known. Supposed cause of death or reason for examination

As per police inquest & requisition letter history of RTA on 4/5/2022 at approx 14:50 hrs & declared brought dead at Dr. SCGM, Nanded on 4/5/2022 at 14:50 hrs. supposed cause of death - Accident.

Received
23/05/22

पोलीस स्टेशन सोनखेड
जावक/आवक क्र. 462/2022

[Handwritten signature]

- 6. If not examined at Dispensary or Hospital-
 - (a) Name of place where examined
 - (b) Distance of Dispensary or Hospital
 - (c) Reason why the body was not sent to the Dispensary or Hospital.

} Not applicable.

II. External Examination-

- 7. Sex, apparent age, race or caste
- Description of clothes and of ornaments on the body

male, 65 yrs.
white shirt, white dhoti, sky blue under wear, red waist thread.

- 8. Condition of the clothes - Whether wet with water, stained with blood or soiled with vomit or foecal matter

shirt torn at places & stained with blood at places

- 9. Special marks on the skin such as Scars, tattooing etc. any malformations peculiarities, or other marks of identification. State of the teeth.

- Body identified by NPC on duty
Teeth - 0/14, remaining teeth alveolar margins flattened.

In newly born infants, the length and (if possible) the weight of the body to be recorded together with the state of the hair, nails and umbilical cord, its length whether placenta is attached or not, if present, its size and condition.

- Not applicable.

15. Injuries to external genitals. - No injury.
Indication of purging. - Purging of faeces present.

16. Position of limbs - straight.
Especially of arms and of fingers in suspected drowning the presence or absence of sand or earth within the nails or on the skin of hands and feet.
01) Laceration present over right side of forehead of right eyebrow, obliquely placed of size 4cm x 1cm, bone deep, margins irregular, red.
02) Laceration present over forehead, mid part vertically placed of size 2.5cm x 0.5cm, bone deep, red.
03) Contused abrasion present over left clavicular region, of size 3cm x 2.5cm, sand particles adherent to margin, red.

17. Surface wounds and injuries - Their nature position, dimensions (measured) and directions to be accurately stated - their probable age and causes to be noted.
- Present over dorsum of left hand lateral aspect of size 6cm x 2.5cm x subcutaneous tissue deep, red.
04) Laceration present over right knee anterior aspect of size 4.5cm x 3cm x subcutaneous tissue deep, red.
05) Bruise present over right great toe of size 3cm x 1.8cm, red.
06) Abrasion present over right medial malleolus of size 2.5cm x 2cm, red.

If bruises be present what is the condition of the subcutaneous tissues?

(N.B. - (When injuries are numerous and cannot be mentioned within the space available they should be mentioned on a separate paper which should be signed)

07) Fracture right clavicle, right radius ulna, left tibia, left fibula, fracture dislocation of right knee joint present.

18. Other injuries discovered by external examination or palpation as fractures etc.

(a) Can you say definitely that the injuries shown against serial Nos. 17 and 18 are ante mortem injuries.

- Yes, Antemortem.

Internal Examination-

Head-

- (i) Injuries under the scalp, their nature
- (ii) Skull- Vault and base- describe fractures, their sites, dimensions, directions, etc.
- (iii) Brain- The appearance of its covering, size, weight and general condition of the organ itself and any abnormality found in its examination to be carefully noted (weight M. 3 grams F. 2.75 grams)

underscally hematoma about 30 gm
 & contusion present over frontal
 region, red.
 Depressed fracture present over
 frontal bone of size 12 mm x 10 mm
 x 0.5 cm, margins irregular, with
 healed with blood. ~~Extra~~
 - dural haemorrhage about
 20 gm present over frontal region,
 Meninges torn on frontal region,
 subdural haemorrhage about
 30 gm present over both
 cerebral hemisphere, diffuse
 present, Brain - oedematous,
 multiple haemorrhagic contusions
 present over both frontal &
 temporal lobes.

20. Thorax-

- (a) Walls, ribs, cartilages
- (b) Pleura
- (c) Larynx, Trachea and Bronchi.
- (d) Right Lung
- (e) Left Lung
- (f) Pericardium
- (g) Heart with weight
- (h) Large Vessels
- (i) Additional remarks.

- intact.
 - intact.
 - intact, no foreign body.
 } oedematous, pale.
 - intact.
 } intact, scanty blood & pale
 clots present.
 - Nil.

21. Abdomen-

Walls

Peritoneum

Cavity

} intact; no free fluid.

Buccal Cavity, teeth, tongue and Pharynx.

} intact; no foreign body.

Oesophagus

Stomach and its contents

→ About 250 ml greenish food material present, no abnormal smell, mucosa intact.

Small intestine and its contents.

} partly loaded with faeces & gases.

Large intestine and its contents.

Liver (with weight) and gall bladder.

Pancreas and Suprarenals

Spleen with weight

Kidneys with weight

} Intact.

Bladder - empty.

Organs of generations - intact.

Additional remarks with where possible, medical officer's deduction from the state of the contents of the stomach as to time of death and last meal.

- Not commenttable.

State which viscera (if any) have been retained for chemical examination and also quote the numbers on the bottles containing the same.

- Viscera not preserved.

ne and Spinal Cord-

Intact, not opened,

Opinion as to the cause
probable cause of death

10.

Death due to multiple
injuries

Handwritten signature

[Dr. A.J. Pundse]

Handwritten signature

[Dr. G.B. Prichard]

Assistant Surgeon
Dept. of Forensic Medicine
Dr.S.G. Govt. Medical College,
Vadnappur, Nanded-431006

Resident Doctor
Dept. Of Forensic Medicine
Dr.S.G. Govt. Medical College,
Vadnappur, Nanded-431006

ed 6/5/2022

(Signature)

*The Spinal Cord need not be examined unless there are any indications of disease, Strychnia poisoning or injury.

e- The report must be written and signed immediately after the examination. Medical officers will at once despatch a duplicate copy to the Civil Surgeon of their district for record in his office.
at care should be taken not to cut the viscera...

114

MUPM No. 441/2022.

20

DE - 04/05/2022.

Dispensary
Place _____
Civil Hospital

Dr. SC GMC, Handed, 20

forwarded to the Police Sub-inspector P.S - Somnesh, Handed.

for information with reference to his No. FMU/IB/1 of 475/2022.
2478/22

2. Viscera has been preserved. It may please be stated **Immediately** whether examination by the Chemical Analyser is necessary or it is to be destroyed.

(S)

[Dr. G.B. Mishra]

Resident Doctor
Dept. Of Forensic Medicine
Dr. S.C. Govt. Medical College,
Vishnupur, Handed-4/5/22

Copy forwarded with compliments to the Civil Surgeon

Handed

[Dr. A.J. Purdase]
Civil Surgeon or M. M. S. Officer

Resident Doctor
Dept. Of Forensic Medicine
Dr. S.C. Govt. Medical College,
Vishnupur, Handed-4/5/22
for information

M. M. S. Officer

Seen and examined by the Civil Surgeon,
20

Remarks of the Civil Surgeon,



on

Civil Surgeon

M L P M, No. 442/2022.
DT - 04/05/2022.

C. M. 67 e.

Memorandum of a post-mortem examination held at Dr. SC GMC, Nanded, Dispensary Hospital

on the dead body of Ram Lakshman Chim-talwad Village of Ghungzala, City

Taluka Narayan District Nanded by Dr. A.J. Pundge,
Dr. G.B. Mishra,

I. General Particulars-

1. (a) By whom was the corpse sent? NPC - Nagarkhote, B.Mo - 26AA, PS - Sonphed.
- (b) Name of place from which sent. } Dr. SC GMC, Nanded,
- (c) Distance of place from which sent. }
2. By whom was the corpse brought? } NPC - Nagarkhote B.Mo - 26AA.
3. By whom identified }
4. The date, hour and minute of its receipt 5:46 PM
(a) The date, hour and minute of beginning post-mortem examination 6:30 PM
(b) The date, hour and minute of Ending post-mortem examination 7:30 PM
} 04/05/2022.
5. Substance of accompanying Report from Police Officer or Magistrate, together with the date of death if known. Supposed cause of death or reason for examination
As per police inquiry & requisition letter history of RTA & declared death of Dr. SC GMC, Nanded on 4/5/2022 at 14:43 hrs. Supposed cause of death - Accident.

- 6. If not examined at Dispensary or Hospital-
 - (a) Name of place where examined.
 - (b) Distance of Dispensary or Hospital
 - (c) Reason why the body was not sent to the Dispensary or Hospital.

} NOT APPLICABLE.

II. External Examination-

7. Sex, apparent age, race or caste

Male, 38 years.

Description of clothes and of ornaments on the body

Blue shirt, white banyan, jeans pant.

8. Condition of the clothes - Whether wet with water, stained with blood or soiled with vomit or foecal matter

Blood stains present over clothes.

9. Special marks on the skin such as Scars, tattooing etc. any malformations peculiarities, or other marks of identification. State of the teeth.

Body identified by specimen duty.

Teeth - 16716, 3794.

In newly born infants, the length and (if possible) the weight of the body to be recorded together with the state of the hair, nails and umbilical cord, its length whether placenta is attached or not, if present, its size and condition.

- NOT APPLICABLE.

10. Condition of body- Whether well-nourished, thin or emaciated. warm or cold

- Average built, cold,

11. Rigor Mortis- Well-marked, slight or absent; whether present in the whole body or part only.

- Well marked, present in all body parts.

12. Extent and signs of decomposition, presence of post-mortem lividity on buttocks, loins, back and thighs or any other part. Whether bullae present and the nature of their contained fluid. Condition of the cuticle.

No signs of decomposition. Post mortem lividity present over posterior aspect of body except pressure areas, fixed.

13. Features- Whether natural or swollen, state of eyes, position of tongue; nature of fluid (if any) oozing from mouth, nostrils or ears.

Facial features identifiable.

Eyes - closed,

Tongue - inside mouth.

No oozing from mouth, nostrils & ears.

14. Condition of skin-Marks of blood etc. In suspected drowning the presence or absence of cutis anserina to be noted.

dried blood stains present over body at places.

[Handwritten signature]
 THE DISTRICT JUDGE

15. Injuries to external genitals. - No injury.
Indication of purging. - No purging.

→ straight.

16. Position of limbs
Especially of arms and of fingers in suspected drowning the presence or absence of sand or earth within the nails or on the skin of hands and feet.

→ 1) crush injury present over face right side involving base right ear, & right fronto-temporal region of size 22 cm x 18 cm underlying bones fractured, right eye lacerated, maxillary incisor red. 2) Graze abrasion present over right side of front of chest of size 42 cm x 30 cm bilaterally placed & extending upto left anterior axillary line directed upwards laterally towards left side, red, 3) laceration present over left knee posteriorly of size 7 cm x 0.5 cm x 0.5 cm deep, irregular margins, red. 4) crush injury present over left leg & foot of size 20 cm x 16 cm x bone deep. 5) contused abrasion present over right thigh lateral aspect of size 42 cm x 18 cm, red. 6) abrasion present over right knee anteriorly of size 6 cm x 5 cm, red. 7) abrasion present over right elbow posteriorly of size 5 cm x 2 cm, red.

17. Surface wounds and injuries- Their nature position, dimensions (measured) and directions to be accurately stated-their probable age and causes to be noted.

If bruises be present what is the condition of the subcutaneous tissues?

(N.B.- (When injuries are numerous and cannot be mentioned within the space available they should be mentioned on a separate paper which should be signed)

→ 1) fracture mandible, base of bone on right side, right thigh, right & left ankle joint, pelvis at symphysis pubis, nasal bone present.

18. Other injuries discovered by external examination or palpation as fractures etc.

(a) Can you say definitely that the injuries shown against serial Nos. 17 and 18 are ante mortem injuries.

→ Yes, Antemortem.

Internal Examination-

19. Head-

- (i) Injuries under the scalp, their nature
- (ii) Skull- Vault and base-describable fractures, their sites, dimensions, directions, etc.
- (iii) Brain- The appearance of its covering, size, weight and general condition of the organ itself and any abnormality found in its examination to be carefully noted (weight M. 3 grams F. 2.75 grams)

→ Under scalp contusion & hematoma about 20 cm present all over cranium. Depressed fracture present over right frontal, right temporal, right parietal bone corresponding to injury no. of 13 column no. 17. Anterior cranial fossae fractured into pieces, margins irregular, infiltrated with blood. Meninges - intact, brain - oedematous, subdural hematoma about 50 cm present all over (cranium) cerebral hemisphere diffuse subarachnoid haemorrhage present. Multiple contusions present over right frontal - temporal & parietal lobe. Left frontal lobe.

20. Thorax-

- (a) Walls, ribs, cartilages
- (b) Pleura
- (c) Larynx, Trachea and Bronchi.
- (d) Right Lung
- (e) Left Lung
- (f) Pericardium
- (g) Heart with weight
- (h) Large Vessels

→ Fractured 2nd to 6th ribs on right side in mid clavicular line, margins irregular, infiltrated with blood. Haemorrhage present in surrounding tissue.

→ Right pleura contains about 150 ml red blood, left pleura intact.

→ Intact, no foreign body.

→ Oedematous, pale.

→ Intact

→ Intact, scanty blood & blood clots present.

सहायक पोलीस निरीक्षक
पोलीस स्टेशन, सोनखेड

21. Abdomen-

Walls

Peritoneum

Cavity

} intact, no free fluid.

Buccal Cavity, teeth, tongue and Pharynx.

Oesophagus

} intact, no foreign body

Stomach and its contents

Small intestine and its contents.

Large intestine and its contents.

→ About 150 ml greenish grey present, ~~over~~ no abnormal smell, mucosa - intact. partly loaded with faeces & bases.

Liver (with weight) and gall bladder.

Pancreas and Suprarenals

Spleen with weight

Kidneys with weight

} intact, pale.

Bladder

- empty.

Organs of generations

- intact.

Additional remarks with where possible, medical officer's deduction from the state of the contents of the stomach as to time of death and last meal.

- not commentable

State which viscera (if any) have been retained for chemical examination and also quote the numbers on the bottles containing the same.

- viscera not preserved.

D
P
N
C

Spine and Spinal Cord-

Intact⁷ not opened.

Opinion as to the cause
probable cause of death

"Death due to multiple
injuries"

[Signature]

DR. A. J. PUNJABE

(A)

[DR. G. B. TRISHNA]

Resident Director
Dept. Of Forensic Medicine
Dr. B. C. Govt. Medical College
Mumbai, Mumbai-400008

Resident Director
Dept. Of Forensic Medicine
Dr. B. C. Govt. Medical College
Mumbai, Mumbai-400008

[Signature]
सहाय्यक पोलीस निरीक्षक
पोलीस स्टेशन, सोनखेड

Dated 6/5/20 22.

(Signature)

*The Spinal Cord need not be examined unless there are any indications of disease, Strychnia poisoning or injury.

Medical officers will at once

MALPM, No. 442/22

20

77-0410572022.

Place Dispensary
Civil Hospital

Dr. S. C. M. C., Handed 20

forwarded to the Police Sub-inspector P. S. - Son Khed.

for information with reference to his No. Force / JBC 1 of 415 / 20 22.
2477


2. Viscera has been preserved. It may please be stated **Immediately** whether examination by the Chemical Analyser is necessary or it is to be destroyed.

(Dr. G. B. Mishra)

Dr. A. J. Prasad
Civil Surgeon or M. M. S. Officer
Resident Doctor
Dept. Of Forensic Medicine
Dr. S. C. Govt. Medical College,
Vishnupur, Handed-4/3/2022
for information

Resident Doctor
Dept. Of Forensic Medicine
Dr. S. C. Govt. Medical College,
Vishnupur, Handed-4/3/2022
Copy forwarded with compliments to the Civil Surgeon.

M. M. S. Officer



Seen and examined by the Civil Surgeon,
20
Remarks of the Civil Surgeon,

on