

FORM COMP AA
(sec Rules 253 (c), 254 (c) (iii), 254 (80 255 (1) (iv))
REPORT ABOUT THE MOTOR VEHICLES ACCIDENTS

1	Name of the Police Station	Sonkhed dist.Nanded
2	CR.NO./TAR No./SDE No.	43/2022 U/s 279,304(a),of IPC
3	Date, Time and Place of the accident.	09/03/2022 at 2130 hrs Nanded to Bidar road near Wadgaon tq. Loha Dist. Nanded
4	Name of the Injured / Deceased	Vishvnath Rukhamaji Khude age 65 years r/o Wadgaon tq.Loha Dist. Nanded
5	Name of Hospital to Which he/she was removed	Govt. Hospital Nanded
6	Number of vehicles and type of the vehicle	MH 26 KN 6392 Car
7	Name and address of the Driver of the vehicle with particulars or Driving License of the said Driver and the address of the Issuing Authority of the said Driving License. The number of Badge in case of Public Service Vehicle and the address of the Issuing Authority of the said Badge.	Shivraj Prakash Walshinge age 31 years r/o Habal tq.Loha Dist. Nanded MH 26 20110008982 RTO Nanded
	Name and Address of the Owner of the vehicle as it stands on the date of the accident.	Sudhakar Uttamrao More r/o Telki tq. Dist. Nanded
9	Name and address of the insurance Company with whom the vehicle was insured and the Divisional office of the said insurance Company.	without insurance
10	Number of Insurance Policy / Insurance Certificate and the date of Validity of the insurance Policy/Insurance Certificate.	without insurance
11	Action taken if any and the result there of	An offence has been registered against the accused. After completion of investigation Charge-sheet has been submitted.

Inspector of Police
Police Station Sonkhed Nanded
Dist Nanded (M.S)



N.C.R.B (एन.सी.आर.बी.)
I.L.F.N (एल.एफ.एन.)

FIRST INFORMATION REPORT

(Under Section 154 Cr.P.C.)

प्रथम खबर अधिनियम
(कलम १५४ फौजदारी प्रक्रिया संहिता)

P.S.(ठाणे): सोनखेड

Year (वर्ष): 2022

1. District (जिल्हा): नांदेड

FIR No.(प्रथम खबर क्र.): 0043

Date and Time of FIR (प्र. ख. दिनांक आणि वेळ): 16/03/2022 22:27

2. S.No. (अ.क्र.) Acts (अधिनियम)

Sections (खंड)

1 भारतीय दंड संहिता १८६०

304

2 भारतीय दंड संहिता १८६०

304-A

(a) Occurrence of offence (घटनाची घटना):

1. Day(दिवस): बुधवार

Date From (दिनांक पासून): 09/03/2022

Time Period (कालावधी): रात्र 7

Date To (दिनांक पर्यंत): 09/03/2022

(कालावधी):

Time From (वेळेपासून): 21:30 वाजे

Time To (वेळपर्यंत): 21:50 वाजे

(b) Information received at P.S. (माहिती मिळालेले पोलीस ठाणे):

Date (दिनांक): 16/03/2022

Time (वेळ): 22:19 वाजे

(c) General Diary Reference (राजनामचा संदर्भ)

Entry No. (नोंद क्र.): 023

Date & Time (दिनांक आणि वेळ): 16/03/2022 22:19 वाजे

Type of Information (माहितीचा प्रकार): लुटणी

Place of Occurrence (घटनास्थळ):

1 (a) Direction and distance from P.S. (पोलीस ठाण्यापासून दिशा व अंतर): पूर्व, 10 किलोमीटर

Bear No. (शि. नं.):

(b) Address (पत्ता): म्हाळगाव ते वांदेड हायवे, सोनखेड ता. सोनखेड

(c) In case, outside the limit of this Police Station, then (या पोलीस ठाण्याच्या हद्दीबाहेर घटना घडल्यास):

Name of P.S.(पोलीस ठाण्याचे नाव): सोनखेड

District(State) (जिल्हा(राज्य)): महाराष्ट्र(महाराष्ट्र)

e. Complainant / Informant (तक्रारदार/माहिती देणारा):

(a) Name (नाव): सुंदरबाई दिशंबराय खुडे

(b) Father's/Husband's Name(वडील / पतीचे नाव):

(c) Date/Year of Birth (जन्म तारीख/वर्ष): 1957

(d) Nationality (राष्ट्रीयता): भारतीय

(e) UID No. (यु.आय.डी. क्र.):

(f) Passport No.(पासपोर्ट क्र.):

Date of Issue (दिल्याची तारीख):

Place of Issue (दिल्याचे ठिकाण):

(g) Id details (Ration Card, Voter ID Card, Passport, UID No., Driving License, PAN) (ओळखपत्र विवरण (राशन कार्ड, मतदाता कार्ड, पासपोर्ट, युआयडी नं., ड्राइविंग लाइसेंस, पॅन कार्ड))

S.No.(अ. क्र.) Id Type (ओळखपत्राचा प्रकार)

(ग) Id details (ओळखपत्राचा प्रकार)

N.C.R.B (एन.सी.आर.बी)

I.I.F.-1 (एकीकृत अन्वेषण फॉर्म - 1)

3. Action Since the above information reveals commission of offence(s) u/s as mentioned at (देलेली कारवाई: बाब क्र. 2 मध्ये नमूद केलेल्या कलमानांचे वरील अटवालांवरून अपराध घडल्याचे.)

(1) Registered the case and took up the investigation: (प्रकरण नोंदविले आणि तपासाचे काम हाती घेतले):

(2) Directed (Name of I.O.) (तपास अधिकाऱ्याचे नाव): CHANDANSINHA RAMSINHA PARIHAR
Rank (पद): PC (Police Constable)

No.(क्र.): POBN84361 to take up the Investigation (ला तपास करण्याचे अधिकार दिले) or (किंवा)

(3) Refused investigation due to (ज्या कारणामुळे तपास करण्यास नकार दिला):

or (ज्या कारणामुळे तपास करण्यास नकार दिला)

(4) Transferred to P.S. (गुन्हा दुसरीकडे पाठविला असल्यास त्या पोलीस ठाण्याचे नाव):

District (जिल्हा):

on point of jurisdiction (को श्रेयाधिकार के कारण हस्तांतरित)


F.I.R. read over to the complainant / informant, admitted to be correctly recorded and a copy given to the complainant / informant free of cost. (प्रथम खबर तक्रारदाराला/खबरीला वाचून दाखविली, बराब नोंदविली असल्याचे त्याने मान्य केले आणि तक्रारदाराला/खबरीला खबरीची प्रत मोफत दिली.)

R.O.A.C. (आर. ओ. ए. सी.)

Signature/Thumb impression of the complainant / informant. (तक्रारदाराची/खबरीदाराची स्वाक्षरी/अंगठा):



5. Date and time of dispatch to the court (न्यायालयात, पाठवल्याची तारीख व वेळ):


पोलीस ठाणे अमलदार
पोलीस स्टेशन, सोनखेड.

Signature of Officer in charge, Police Station (ठाणे प्रभारी अधिकाऱ्याची)

Name (नाव): Mr. Hadev Hanumantrao

Rank (पद): I (Inspector)

No.(सं.): dgpmhmm8401

Attachment to item 7 of First Information Report (प्रथम खबरितील मुद्दा क्र. ७ ला जोडपत्र):

Physical features, deformities and other details of the suspect/accused: (If known / संशयीत/आरोपीचे (माहित असलेल्या/माहितलेल्या) शारीरिक वैशिष्ट्ये, व्यंग आणि इतर तपस्ये);

S.No.(अ.क्र.)	Sex (लिंग)	Date/Year of Birth (जन्म बांधा)	Build (बांधा)	Height (cms.) (उंची)	Complexion (रंग)	Identification Mark(s) (ओळखीच्या लुणा)
1	2	3	4	5	6	7
	पुरुष					चेचक के दाग: NO
Deformities/ Peculiarities	Teeth (दात)	Hair (केस)	Eyes (डोळे)	Habit(s) (आयुषी)	Dress Habit(s) (पोशाख आयुषी)	
8	9	10	11	12	13	
Language /Dialect (भाषा/बोलीभाषा)	Burn Mark	Place Of Leucoderma Mole (तिल्ल) (कोड)	Scar (व्रण)	Tattoo (गोदण)	Others (इतर)	
14	15	16	17	18	19	20

These fields will be entered only if complainant/informant gives any one or more particulars about the suspect/accused.

(या प्रकारचा/माहिती देणा-याने संशयीत/आरोपीविषयी एक किंवा त्यापेक्षा अधिक तपस्ये दिल्यास फक्त यातील एका यादी भर घेतली व्हावी.)

घटनास्थळ पंचनामा/गुन्हाच्या तपशिलाचा नमुना
CRIME DETAILS FORM.

1. राज्य महाराष्ट्र जिल्हा नीदेंड पोलीस ठाणे सीमवेड वर्ष 2022 पहिली खबर क्र./कार्यवाही क्र. दिनांक 16/03/2022
2. अधिनियम व कलमे मा.क.वि.क.अ.म. 279, 304(अ) P.Stn. सीमवेड Year 2022 FIR No. 43/2022 Date

3 A) घटनेचे ठिकाण दाखविणाऱ्याचे नाव पत्ता :-
Place of occurrence shown by:

नाव वसंत स्वामिसोळे पित्याचे/पतीचे नाव श्री.डा.वसंत स्वामिसोळे
पत्ता :- घर नं. गल्ली रस्त्याचे नाव जवळचे प्रसिध्द ठिकाण
Address :- House No. Ward Name of Road Nearest identifiable place
गाव वडगाव पोस्ट तालुका कोहा जिल्हा नीदेंड राज्य महाराष्ट्र
Village Post Taluka Dist State

B) घटनास्थळाचा पत्ता :- पत्ता :- घर नं. गल्ली रस्त्याचे नाव राष्ट्रीय महामार्ग क्र. 50 जवळचे प्रसिध्द ठिकाण श्री.त.करी इटिंक
Address :- House No. Ward Name of Road Nearest identifiable place
गाव वडगाव पोस्ट सीमवेड पोलीस ठाणे सीमवेड तालुका कोहा जिल्हा नीदेंड राज्य महाराष्ट्र
Village Post P.Stn. Taluka Dist State

4. गुन्हाचा प्रकार (गुन्हाच्या सर्व पध्दतीसह)
Type of crime :

- (i) गुन्हाचे मुख्य शिर्ष/ मथळा (ii) गुन्हाचे मुख्यशिर्षचे वर्गीकरण (गौण शिर्ष/मथळा)
Crime Major Head Crime Minor Head.
- (iii) गुन्हा करण्याची पध्दत (१) स्वीपर डिझायर कारनी. म.म. 12 (KN-6392) ने
Method(s) (२) मयत विश्वनाथ स्वामिसोळे यांनी जीवाची हाडकाढण्याने
(३) फिरोझ सुल्तान विश्वनाथ स्वुडे यांनी शिळेलात करीजबा
- (iv) गुन्हात वापरलेली वाहने
- (v) Conveyance(s) used स्वीपर डिझायर कारनी. म.म. 12 (KN-6392)
केलेले वेशांतर/बतावणी
- (vi) Character assumed
गुन्हा करताना वापरलेली भाषा
- (vii) Language / Dialect used
विशेष वैशिष्ट्ये - १ :- आतील मयत विश्वनाथ स्वुडे हे NH-50 वर वडगाव
Special feature -1 जीवाचात वीडवर अपघातात हाडकाढण्याने त्याचे पसुन
विशेष वैशिष्ट्ये - २ :- उत्प्रेष झालेने 50 ते 70 मीटर अंतरावर डिझायर कारनी
Special feature -2 म.म. 12 (KN-6392) ही रोड वर वडगाव अपघात होवुन पडले
विशेष वैशिष्ट्ये - ३ :-
Special feature -3
- (viii) घटनेच्या ठिकाणाचा प्रकार व ठिकाण (e.g. शासकीय इमारत, शेत, रोड, खाजगी जागा, इत्यादी) :-
Type of place of occurrence राष्ट्रीय महामार्ग क्र. 50, वडगाव, सीमवेड, मुधाकर
राक व वडगाव कोलावर यांचे शेतात राडवर
- (ix) अंतर्भूत मालमत्तेचा प्रकार
Type of property involved (Major head of the property to be filled) :


- 1) 2)
- 3) 4)
- 5) 6)

9.

घटनेच्या ठिकाणाचा नकाशा :- Sketch/Map of the place of occurrence

कडमन कोलावरी
 श्रीचं वडगाव
 शिवपतीनक्षेत्र

HP 24
 1000 1 km
 यरि



occurrence :-
 सुधीकर टांक
 श्रीचं वडगाव
 शिवपतीनक्षेत्र

N.C.R.D. I.I.F.-II

10.

- (A) घटनास्थळी फिंगर प्रिंट तज्ञ बोलावले काय / Whether finger print Expert call
- (B) घटनास्थळी डॉग स्कॉट बोलावले काय / Whether Dog scode Expert call
- (C) घटनास्थळाचा नकाशा ड्राफ्ट्समन / आरोखक यांचे कडून काढला काय ?

होय/नाही नाव -----
 Yes/No
 होय/नाही नाव -----
 Yes/No

11.

घटनास्थळाचे फोटो घेण्यात आले काय ? असल्यास फोटो ग्राफरचे नाव व पत्ता :-
 Whether Photograph is taken ? If yes, Name & Address of Photographer

12.

तपासकामां प्रत्यक्ष पुरावा म्हणून गुन्हाच्या जागेवरून मिळविलेल्या / जप्त केलेल्या मालमत्तेचे वर्णन :- (आवश्यकता वाटल्यास वेगळा कागद जोडावा)
 Description of physical evidence from the scene of crime for the property recovered/seized for the purpose of investigation. (Attach sepret sheet if require)

तनिशक

13.

घटनास्थळाला भेट दिल्याची/ पंचनाम्याची दिनांक व वेळ :-
 Date and time of visit to the place of occurrence:

दिनांक Date 17/03/2022
 वेळ Time सा. 20 वा ते रा. 12 म 0 वा पर्यंत

(i) पंचाचे नाव व सही :-
 Witness: Name & Sign.
 पत्ता :-
 Address

श्रीकांत अणपती डामे वय 33 वर्षे
 धर्मा अंत्यालक रा. उरमानमण्डला, शिवराज
 कंधार मो. नं. 9405690319

(ii) पंचाचे नाव व सही :-
 Witness: Name & Sign.
 पत्ता :-
 Address

इरफान शेखान पठाण वय 25
 वषे धर्मा अंत्यालक रा. टेळकी ता.
 मोहा मो. नं. 9284397183

आरोपीची सही (हजर असल्यास)
 Sign. of accused (if present)

ठिकाण : Place श्रीचं वडगाव शिवराज
 दिनांक : Date

तपासक अंमलदाराची सही
 Signature of Investigating Officer

नाव : Name श्री. आर. परीक्ष
 हुदरा : Rank पो. आर. परीक्षक
 Postिंग पो. आर. परीक्षक
 पो. 28 सोनवडे

MLPM.No. 210/2022

DT- 10/03/2022.

CJPN (O-127)-9-2008-5,00,000 Bks./4 lvs. --PA4*
G.P., G.D., No. 733/33, dated 16-6-41 and
G.R., H. and L.G.D. No. 733/33, dated 11-12-47,
Vide Surgeon General with the Govt. of Maharashtra, Bombay's
Letter No. FRM/1462/19357/1, dated 4-7-62.]

C. M. 67 e.

Dispensary
Hospital

Memorandum of a post-mortem examination held at Dr. SCAMC, Nanded.

on the dead body of Vishwanath Pukhmaji
Khude

Village wadgaon,
of _____
City

Taluka Waha, District Nanded.

by Dr. G.B. Mishra.
Dr. R.S. More.

I. General Particulars-

1. (a) By whom was the
corpse sent ?

NPC - Kamble B.no - 2801.
PS - Nanded Rural.

(b) Name of place from
which sent.

Dr. SCAMC, Nanded.

(c) Distance of place
from which sent.

2. By whom was the corpse
brought ?

NPC - Tikhe, B.no - 1947.

3. By whom identified

4. The date, hour and minute
of its receipt

07:30 am

10/03/2022.

(a) The date, hour and
minute of beginning
post-mortem examination

09:00 am

(b) The date, hour and
minute of Ending
post-mortem examination

10:00 am

5. Substance of accompa-
nying Report from Police
Officer or Magistrate,
together with the date of
death if known. Supposed
cause of death or reason
for examination

As per police inquest & requisition, let
history of RTA on 09/03/2022 at 09
09:30 pm & declared brought dead
at Dr. SCAMC, Nanded on 9/03/20
at 23:52 hrs. supposed cause of
death - DUE TO SEVERELY INJURED IN
ACCIDENT.

- 6. If not examined at Dispensary or Hospital-
 - (a) Name of place where examined.
 - (b) Distance of Dispensary or Hospital
 - (c) Reason why the body was not sent to the Dispensary or Hospital.

} Not applicable.

II. External Examination-

- 7. Sex, apparent age, race or caste
- Description of clothes and of ornaments on the body

Male, 65 yrs.
 sky blue shirt, white dhoti, black lining underwear, red waist thread

- 8. Condition of the clothes - Whether wet with water, stained with blood or soiled with vomit or foecal matter

- clothes soaked and stained w/ blood. packed and handed over to NPC on duty.

- 9. Special marks on the skin such as Scars, tattooing etc. any malformations peculiarities, or other marks of identification. State of the teeth.

- I identified by NPC on duty.
 Teeth - intact.

In newly born infants, the length and (if possible) the weight of the body to be recorded together with the state of the hair, nails and umbilical cord, its length whether placenta is attached or not, if present, its size and condition.

- Not applicable.

10. Condition of body-

Whether well-nourished, thin or emaciated. warm or cold

- well nourished, cold.

11. Rigor Mortis- Well-marked, slight or absent; whether present in the whole body or part only.

- well marked; present in all body parts.

12. Extent and signs of decomposition, presence of post-mortem lividity on buttocks, loins, back and thighs or any other part. Whether bullae present and the nature of their contained fluid. Condition of the cuticle.

- No signs of decomposition.
- faint post-mortem lividity, more or less posterior aspect of body, pressure areas, fixed.

13. Features- Whether natural or swollen, state of eyes, position of tongue; nature of fluid (if any) oozing from mouth; nostrils or ears.

facial features - identifiable.

Eyes - open, cornea hard.

tongue - inside mouth.

no oozing from mouth, nostrils & ears.

14. Condition of skin-Marks of blood etc. In suspected drowning the presence or absence of cutis anserina to be noted.

- dry, pale, dried blood stains present over body of places.

15. Injuries to external genitals. — crush injury present refer to injury of in column no. 17.
Indication of purging.

→ No purging.
→ straight.

16. Position of limbs — Especially of arms and of fingers in suspected drowning the presence or absence of sand or earth within the nails or on the skin of hands and feet.

- 01) Laceration present over parietal region of size 08cm x 2cm x bone de margin irregular, red.
- 02) Large abrasion present over forehead of size 15cm x 06cm, directed upwards, red.
- 03) Large abrasion present over right side of chest at abdomen of size 30cm x 20cm, directed laterally downwards, red.
- 04) Laceration present below umbilic of size 9cm x 2.5cm x 1cm, red.

17. Surface wounds and injuries- Their nature position, dimensions (measured) and directions to be accurately stated-their probable age and causes to be noted.

If bruises be present what is the condition of the subcutaneous tissues?

- 05) Large abrasion present over left sole of foot & back head of size 20cm x 06cm, directed upward, red.
- 06) Large abrasion present over back of left side of size 20x cm, directed downwards, red.

(N.B.- (When injuries are numerous and cannot be mentioned within the space available they should be mentioned on a separate paper which should be signed)

- 07) crush injury present over anal area, genitals & testis in an area of size 39cm x 32cm, underlying muscle, vessels, organs, external genital & testis crushed, margin present, red.
- 08) Laceration anterior of size 03cm x 02cm x 2cm deep, underlying bone fractured
- 09) Laceration present over left leg anterior in upper part of size 02cm x 03cm x 1cm deep, underlying bone fractured, red.

18. Other injuries discovered by external examination or palpation as fractures etc.

— fracture right & left tibia, fracture pelvis

(a) Can you say definitely that the injuries shown against serial Nos. 17 and 18 are ante mortem injuries.

— Yes, Antemortem.

III Internal Examination-

19. Head-

(i) Injuries under the scalp, their nature

- Under scalp hematomas about present over fronto parietal & ~~caudal~~ occip. red.

(ii) Skull- Vault and base-describe fractures, their sites, dimensions, directions, etc.

- Depressed fracture present over parieto-temporal lobe of size 0.5 cm x 0.6 cm, margin irregular & trayed with blood.

(iii) Brain- The appearance of its covering, size, weight and general condition of the organ itself and any abnormality found in its examination to be carefully noted (weight M. 3 grams F. 2.75 grams)

Meninges - intact. subdural hematomas about 50 present over left side of cerebral Diffuse subarachnoidal haemorrhage present. Brain - oedematous, focal necrosis present over left temporal & basal surface of left fronto-temporal lobe.

20. Thorax-

(a) Walls, ribs, cartilages

→ All ribs on right & left side fractured into pieces, sternum fractured into pieces, fracture margin irregular, infiltrated with blood.

(b) Pleura

- Each pleura contains about 350 ml red blood.

(c) Larynx, Trachea and Bronchi.

- Intact, no foreign body.

(d) Right Lung

(e) Left Lung

} Multiple laceration present over both lungs - collapsed, pale.

(f) Pericardium

- Intact

(g) Heart with weight

} Intact, scanty blood & blood clots present.

(h) Large Vessels

(i) Additional remarks.

- Nil.

21. Abdomen-

Walls

Peritoneum

Cavity

crush injury present refer to injury no. 07 in column no. 17. contains blood & blood clots.

Buccal Cavity, teeth, tongue and Pharynx.

Intact

Oesophagus

Stomach and its contents

empty, no abnormal smell, microscopic.

Small intestine and its contents.

multiple lacerations present at places, refer to injury no. 07 in column no. 17.

Large intestine and its contents.

Liver (with weight) and gall bladder.

multiple lacerations present, blood clots adherent to margin.

Pancreas and Suprenals

congested.

Spleen with weight

lacerated into pieces.

Kidneys with weight

pale, perinephric haematomas present about 05 gm, red.

Bladder

empty

Organs of generations

crush injury present refer to injury no. 07 in column no. 17.

Additional remarks with where possible, medical officer's deduction from the state of the contents of the stomach as to time of death and last meal.

not commentarile.

State which viscera (if any) have been retained for chemical examination and also quote the numbers on the bottles containing the same.

viscera not preserved.

*Spine and Spinal Cord-

Cervical spine fractured at C2-C3 level, haemorrhage present in surrounding tissue.

Opinion as to the cause probable cause of death

Death due to multiple injuries.

CA

Ravi
[Dr. R. S. Chavre]

Resident Doctor
Dept. Of Forensic Medicine
Dr.S.C.Govt. Medical College.
Vishnupuri, Nanded-431006

[Dr. G.B. Mishra]

Resident Doctor
Dept. Of Forensic Medicine
Dr.S.C.Govt. Medical College.
Vishnupuri, Nanded-431006

Dated 10/03/2022.

(Signature)

*The Spinal Cord need not be examined unless there are any indications of disease, Strychnia poisoning or injury.

Note- The report must be written and signed immediately after the examination. Medical officers will at once despatch a duplicate copy to the Civil Surgeon of their district for record in his office.

Great care should be taken not to cut the viscera before they have been inspected in situ.

7
6
4
2

MCPM. No. 210/2022

20

DT - 10/02/2022

Place Dispensary
Civil Hospital

Dr. SCMC, Nanded, 20

forwarded to the Police Sub-inspector

P.S. - Nanded RM 11.

for information with reference to his No.

FM 11701 of 09/03/2022

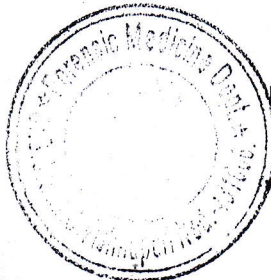
X 2. Viscera has been preserved. It may please be stated **Immediately** whether examination by the Chemical Analyser is necessary or it is to be destroyed.

Kaw
[Dr. R. S. More]
Resident Doctor
Dept. Of Forensic Medicine
Dr. S. C. Govt. Medical College,
Vishnupuri, Nanded-431006

A-
[Dr. G. B. Mishra]
Resident Doctor
Dept. Of Forensic Medicine
Civil Surgeon M. M. S. Officer
Dr. S. C. Govt. Medical College,
Vishnupuri, Nanded-431006

Copy forwarded with compliments to the Civil Surgeon.

for information



M. M. S. Officer

Seen and examined by the Civil Surgeon,

on

20

Remarks of the Civil Surgeon,

(if any)

Civil Surgeon