



**FORM COMP AA**  
(sec Rules 253 (c), 254 (c) (iii), 254 (80 255 (1) (iv))  
**REPORT ABOUT THE MOTOR VEHICLES ACCIDENTS**

1	Name of the Police Station	Bhokar Dist.Nanded
2	CR.NO./TAR No./SDE No.	261/2023 U/S 279,304(a) of I.P.C r/w 3(1)/181 m.v.act.
3	Date, Time and Place of the accident.	05/07/2023 at 16.00 hrs Bhokar to Maisa road near Bhokar Tq. Bhokar dist. Nanded.
4	Name of the Injured / Deceased	Sachin Rohidas Holkar age 22 year r/o Nevarwadi Tq Hadgaon dist. Nanded
5	Name of Hospital to Which he/she was removed	Govt. Hospital Bhokar / Nanded
6	Number of vehicles and type of the vehicle	MH 26 CC 3511 Motor cycle
7	Name and address of the Driver of the vehicle with particulars or Driving License of the said Driver and the address of the Issuing Authority of the said Driving License. The number of Badge in case of Public Service Vehicle and the address of the Issuing Authority of the said Badge.	Krishana Bhivaji Dhawale age 22 years r/o Chinchala Tq. Bhokar Dist. Nanded  Without license
8	Name and Address of the Owner of the vehicle as it stands on the date of the accident.	Akash Ramlu Urulwad age 25 years r/o Kini Tq. Bhokar Dist. Nanded
9	Name and address of the insurance Company with whom the vehicle was insured and the Divisional office of the said insurance Company.	HDFC ERGO General Insurance comp. ltd.
10	Number of Insurance Policy/ Insurance Certificate and the date of Validity of the insurance Policy/ Insurance Certificate.	2999204281584600000  27/02/2024
11	Action taken if any and the result there of	An offence has been registered against the accused. After completion of investigation Charge-sheet has been submitted.

Inspector of Police  
Police Station Bhokar  
Dist. Nanded (M.S)

**FIRST INFORMATION REPORT**

(Under Section 154 Cr.P.C.)

प्रथम खबर अहवाल  
(कलम १५४ फौजदारी प्रक्रिया संहिता)

1. District (जिल्हा): नांदेड

P.S.(ठाणे): भोकर

FIR No.(प्रथम खबर क्र.): 0261

Year (वर्ष): 2023

Date and Time of FIR (प्र. ख. दिनांक आणि वेळ): 23/07/2023 22:19

S.No. (अ.क्र.)	Acts (अधिनियम)	Sections (कलम)
1	भारतीय दंड संहिता १८६०	२७९
2	भारतीय दंड संहिता १८६०	304-A

3. (a) Occurrence of offence (गुन्ह्याची घटना):

1. Day(दिवस): बुधवार  
Time Period (कालावधी): पहर 2

Date From (दिनांक पासून): 05/07/2023  
Date To (दिनांक पर्यंत): 05/07/2023  
Time From (वेळेपासून): 04:30 बजे  
Time To (वेळेपर्यंत): 04:30 बजे

(b) Information received at P.S. (माहिती मिळालेले पोलीस ठाणे):  
Date (दिनांक): 23/07/2023  
Time (वेळ): 21:24 बजे

(c) General Diary Reference (रोजनामचा संदर्भ):  
Entry No. (नोंद क्र.): 030

Date & Time (दिनांक आणि वेळ): 23/07/2023 21:24 बजे

4. Type of Information (माहितीचा प्रकार): लेखी

5. Place of Occurrence (घटनास्थळ):

1.(a) Direction and distance from P.S.(पोलीस ठाण्यापासून दिशा व अंतर):  
दक्षिण, 1 किमी

(b) Address (पत्ता): जलसंपदा आफिस भोकर ते म्हैसा रो, भोकर  
Beat No. (बिट क्र.):

(c) In case, outside the limit of this Police Station, then  
(या पोलीस ठाण्याच्या हद्दीबाहेर असल्यास):

Name of P.S.(पोलीस ठाण्याचे नाव):

District(State) (जिल्हा(राज्य)):



*Digit*

दिगांबर पांडुरंग पाटील  
पोलीस उपनिरीक्षक  
पो. स्टे. भोकर

6. Complainant / Informant (तक्रारदार/माहिती देणारा):

(a) Name (नाव): ज्ञानेश्वर रोहोदास होळकर  
(b) Father's/Husband's Name (वडील / पती चे नाव):

(c) Date/Year of Birth (जन्म तारीख/वर्ष): 1996

(d) Nationality (राष्ट्रियता): भारत

(e) UID No. (मु.आम.डी. क्र.):

(f) Passport No. (पासपोर्ट क्र.):

Date of Issue (दिल्याची तारीख):

Place of Issue (दिल्याचे ठिकाण):

(g) ID details (Ration Card, Voter ID Card, Passport, UID No., Driving License, PAN) ओळखपत्र विवरण (राशन कार्ड, मतदाता कार्ड, पासपोर्ट, यूआईडी सं., ड्राइविंग लाइसेंस, पॅन कार्ड)

S.No. (अ.क्र.) ID Type (ओळखपत्राचा प्रकार)

ID Number (ओळखपत्राचा क्रमांक)

1

(h) Address (पत्ता):

S.No. (अ.क्र.) Address Type (पत्त्याचा प्रकार)

Address (पत्ता)

1 वर्तमान पत्ता

ज्ञानेश्वरवाडी ता. हादगाव जि. नांदेड, हादगाव, भोकर, नांदेड, महाराष्ट्र, भारत

2 राहणी पत्ता

ज्ञानेश्वरवाडी ता. हादगाव जि. नांदेड, हादगाव, भोकर, नांदेड, महाराष्ट्र, भारत

(i) Occupation (व्यवसाय):

(j) Phone number (फोन नं.):

Mobile (मोबाइल नं.): 91-7387746166

7. Details of known/suspected/unknown accused with full particulars (माहित असलेल्या/संशयित/अज्ञात आरोपींचा संपूर्ण पत्ता):

S.No. (अ.क्र.) Name (नाव)

Alias (उर्फनाव)

Relative's Name (नातेवाईकाचे नाव)

Present Address (वर्तमान पत्ता)

1 अज्ञात

CC 3511 अज्ञात

अज्ञात

1. स. चिंचाळा ता. भोकर, भोकर, भोकर, नांदेड, महाराष्ट्र, भारत

8. Reasons for delay in reporting by the complainant/informant (तक्रारदार/माहिती देणारा-व्यक्तीने तक्रार करण्यासाठी विलंबाची कारणे):

9. Particulars of properties of interest (संबंधीत मालमत्तेचा तपशील):

S.No. (अ.क्र.) Property Category (मालमत्ता वर्ग)

Property Type (मालमत्ता प्रकार)

Description (वर्णन)

Value (In Rs/-) (मुल्य (रु.))

20

N.C.R.B (एन.सी.आर.बी)

I.I.F.-I (एकीकृत अन्वेषण फॉर्म)

10 Total value of property (In Rs/-)  
(चोरीस गेलेल्या मालमत्तेचे एकूण मुल्य (रु. मध्ये)):

11. Inquest Report / U.D. case No., if any  
(इन्क्वेस्ट अहवाल/ अकरमात मृत्यू प्रकरण क्र., जर असल्यास):

S.No. UIDB Number  
(अ.क्र.) (यु.आय.डी.बी.क्र.)

12. First Information contents (प्रथम खबर हकीकत):

जबाब दिनांक 23/07/2023.

मी जानेश्वर रोहीदास होळकर वय 27 वर्षे व्यवसाय शेती रा.नेवरवाडी ता हादगाव जि नांदेड मी 7387746166.

समक्ष पोलीस स्टेशन भोकर येथे हाजर येवुन तक्रारी जबाब लिहुन घेण्यास सांगतो की, मी वरील टिकाणचा राहणार असुन मला एक बहीन, लहान भाउ सचीन, आई-वडील असे असुन एकज राहुन शेती करुन उदरनिर्वाह करतो. माझा लहान भाऊ नामे सचीन हा मागील तीन महीन्यापासुन स्वातंत्र फायनान्स भोकर येथे करीत होता व भोकर येथील फायनान्स चे ऑफिसमध्ये राहत होता.

दिनांक 05/07/2023 रोजी दुपारी अंदाजे 04.30 वा. चे दरम्यान मी घरी हाजर असताना मला माझा भाऊ सदान याचा मित्र नामे रावित कामरते सा. भोकर याने कॉल करुन सांगितले की, माझा भाऊ सचीन हा स्वतंत्र फायनान्स कंपनीचे काम करुन त्याची होंडा शाईन मोटार सायकल क्रमांक MH-20 DN 0780ने कांडली भोकरकडे घेऊन आतला फेळ अंदाजे दुपारी 04.00 वा. चे सुमारास जलसंपदा ऑफीस समोर भोकर ते म्हैसूर जाताना जलसंपदा मधील भोकर येथुन चिंचाळाकडे आणारे रॉयल ईन्फ्रील्ड बुलेट क्रमांक MH-26 CC 3511ना चालक नामे कृष्णा ढवळे रा. चिंचाळा याने त्याचे ताब्यातील बुलेट हायगयीने व निष्काजीपणाने भरणा वेंगात चालवुन भावाच्या मोटार सायकलला समोर समोर जोराची धडक दिल्याने त्यात बुलेट क्रमांक MH-26 CC 3511चा चालक कृष्णा ढवळे हा जागीच मरण पावला आहे व माझा भाऊ सचीन यास गंभीर दुखापत झाल्यास स द भोकर येथे उपचार करुन पुढील उपचार कामी स.द.विष्णुपुरी नांदेड येथे भरती केले असता माझा भावाचा उपचारादरम्यान मृत्यू झाल्याचे मला फोन करुन सांगितले. त्यानंतर माझे भावावर माझे गावी रितीप्रमाणे अंत्यनिधी करुन आणुन दफनित असल्याने आज रोजी पोलीस स्टेशनला येवुन तक्रार देत आहे.

तरी माझा भाऊ नामे सचीन रोहीदास होळकर वय 22वर्षे यांचे मरणास कारणीभूत ठरलेला क्रमांक MH-26 CC 3511ना चालक कृष्णा ढवळे रा चिंचाळा यांचे विरुध्द कायदेशीर कार्यवाही करुन विनंती.

माझा जबाब माझे सांगणे प्रमाणे संगणकावर टंकलीखित केला. तो मी वाचुन पाहीला, माझे बरोबर द रस्ता आहे.  
समक्ष

हा जबाब दिला सही/-

N.C.R.B (एन.सी.आर.बी)  
I.I.F.-I (एकीकृत अन्वेषण फॉर्म - १)

13. Action taken: Since the above information reveals commission of offence(s) u/s as mentioned at Item No. 2. (केलेली कारवाई: बाब क्र.२ मध्ये नमूद केलेल्या कलमानुष्ये बरील अहवालावरून अपराध घडल्याने.)

(1) Registered the case and took up the investigation:  
(प्रकरण नोंदविले आणि तपासाचे काम हाती घेतले):  
Nanasaheb Dnyandeo Ubale(I (Inspector)) /  
BBMH73435

(2) Directed (Name of I.O.) (तपास अधिका-याचे नाव):

or (किंवा)

Rank (पद):

No.(क्र.):

to take up the investigation (ला तपास करण्याचे अधिकार दिले): or (किंवा)  
(3) Refused investigation due to (ज्या कारणामुळे तपास करण्यास नकार दिला):

or (ज्या कारणामुळे तपास करण्यास नकार दिला)

(4) Transferred to P.S.

(मुन्हा दुसरीकडे पाठविला असल्यास त्या पोलीस ठाण्याचे नाव):

District (जिल्हा):

on point of jurisdiction (को क्षेत्राधिकार के कारण हस्तांतरित) .

F.I.R. read over to the complainant / informant, admitted to be correctly recorded and a copy given to the complainant / informant free of cost. (प्रथम स्वयं-द्वारे/पोलीस ठाण्यात दाखविली, बराबर नोंदविली असल्याचे त्याने मान्य केले आणि तक्रारदाराला/स्वयं-द्वारे स्वयं-द्वारे प्रत गोप्य दिली.)

R.O.A.C. (आर. आ. र. सी.)

14 Signature/Thumb impression of the complainant / informant.

(तक्रारदाराची/स्वयं-द्वारे देणा-याची सही/अंगठा):

15. Date and time of dispatch to the court  
(न्यायालयाला पाठवण्याची तारीख व वेळ):

Signature of Officer in charge,  
Police Station  
(ठाणे प्रभारी अधिका-याची स्वाक्षरी)  
Name (नाव): Nanasaheb Dnyandeo Ubale  
Rank (पद): I (Inspector)  
No.(सं.): BBMH73435 भाकर



5. Particulars of the victims ( Attach separate sheet if required )

बलीचा तपशील (आवश्यक असल्यास स्वतंत्र कागद जोडावा)

S R N O अ क्र	Full Name संपुर्ण नाव	Date/ Year of Birth जन्म तारीख / वर्ष	Se x लिंग	Natio nality राष्ट्रीयत् व	Relig ion धर्म	Whet her SC/C T जाती / ज माती	Occupat ion व्यवसाय	Address पत्ता	Injury Grievous/ simple दुखापन गंभीर / साधी	Mean s साधन हत्याचे
1)	साचिन बोडिकार बोडिकार	22	पु	भारतीय	हिंदू	-	कार्यालयीन मोबिलिटी	वा. नरहराजी मयत दा. हनुमान जि. नांदेड	मयत	-

6. Motive of Crime :

गुन्ह्याचा हेतू

कृमेट क्र. MH-26 CC 3511 च्या ह्यासंलग्नाच्या ति  
लाव्यालाचि कृमेट हत्येच्या निमित्ताने व निष्कारणतेपणे अज्ञान  
वेळी साक्षीतून मो.वा.क्र. MH-20, DN 2780 ला वेगवेग  
रुमार जावयाची. हाच कृमेट मारणाऱ्या लाव्यालाचि गुट्या

7. Details of properties Stolen / Involve [Use appropriate prescribed form(s) and attach] :

चोरीचा / अतर्भूत मालमत्तेचा तपशील ( योग्य नमुना वापरावा व सोबत जोडावा ) :

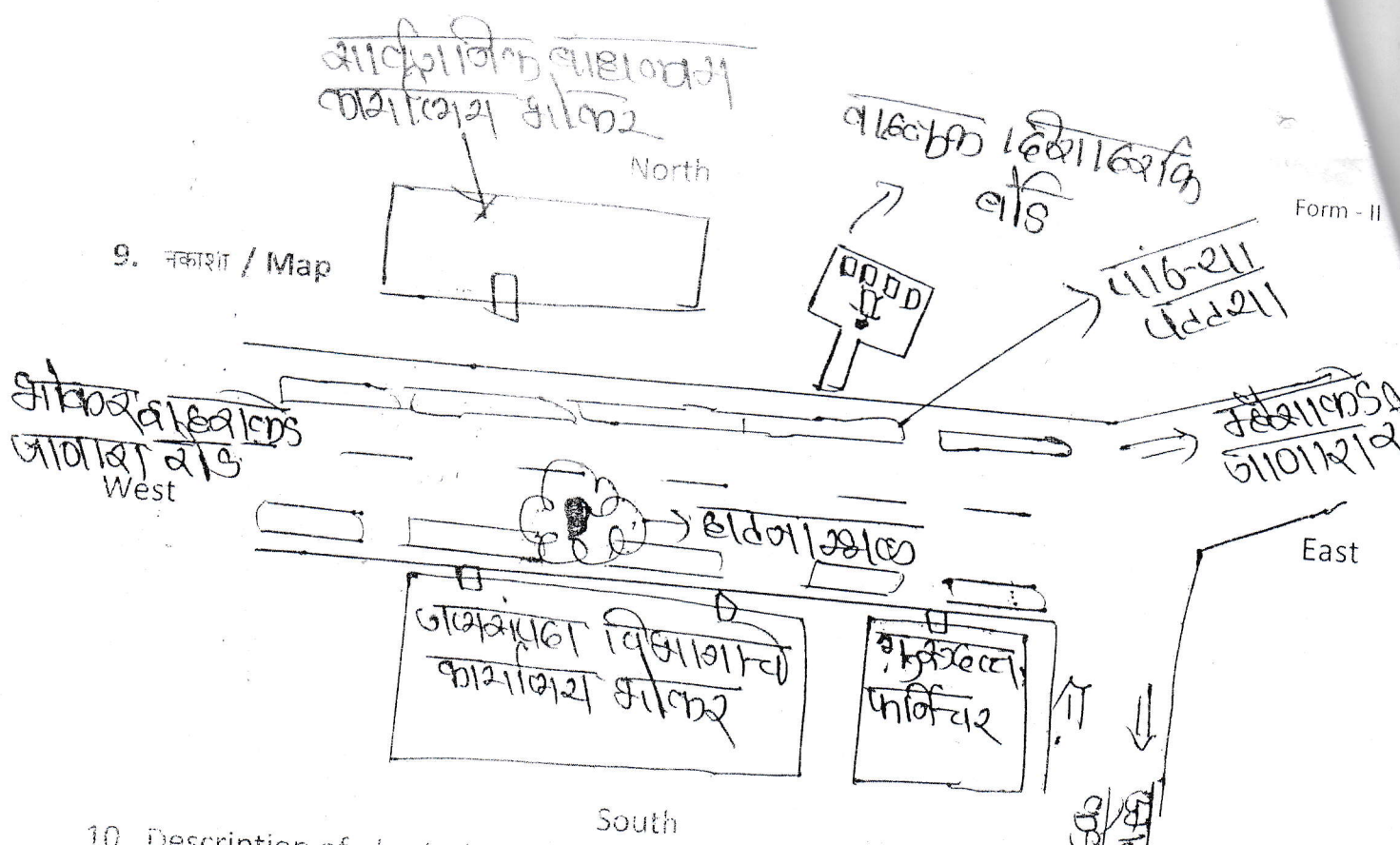
8. Description of the place of occurrence : घटनेच्या जागेचे वर्णन :

आम्ही पोडपूरि दिगांबर पारिसा लोकल नगर पंचायत  
पोडपूरि साकर रीस बालमपुत्र कळविले की, पोडपूरि साकर रीस  
म.वे.नं. 26/1/2023 कळविले 278, 304(डी) साकराच्या गुट्या  
बसलेल्या साकर गुट्याचा साठवणाला हिलेकून साठवण  
वाकर गुट्याच्या बंदनाळ्याला पत्रगळी करी आहे आणि  
पुत्र बंडपुत्र साकर रीस, डीसि कळविलेला पत्रगळी करी  
दिल्याने आम्ही साकरा पोडपूरि नगर पंचायत  
वाचकरीय, वाचनाल खाणा हापुत्र साकर रीस साठवण  
साकरा पोडपूरि नगर पंचायत कार्यालयासार गुट्या बंदनाळ्या  
पत्रगळी करी ना फुलेपुत्रात.





9. नकाशा / Map



10. Description of physical evidence from the scene of crime for the property recovered/seized for the purpose of investigation

तपासकामी प्रत्यक्ष पुरावा म्हणून पुढ्याच्या जागेवरून मिळविलेल्या/जप्त केलेल्या मालमत्तेचे वर्णन

11. Date and time of Panchnama : Date 24-07-2023 Time 10:05 To 11:00

12. Name of Panchas : पंचाची नावे  
Signature of Panchas- पंचाच्या सहया

(1) श्री. बाबाजी रफि बंडू शाहूबाब नाईकाबाई  
वय 42 वय रा. लक्ष्मीबाई बाई रा. चिंचोळी  
11-सीकर पो.फ. 9021034471.

(2) श्री. रमेश नाईकाबाई भिजेबाई वय 50 वय  
रा. लक्ष्मीबाई बाई रा. नालेबाई ता. हवेली  
पो.फ. 9960427200.

[Signature]

[Signature]

Date 24/07/2023

तपासक अमलदाराना मद्य  
नाम विनायक विनायक  
पदनाम पो.फ. 11  
पत्तिका सीकर

MLPM No. 692/2023  
Date: 06/07/2023

Memorandum of a Post-mortem examination held at Dr. SCQMC, Nanded.

Dispensary  
Hospital

On the dead body of Sachin s/o Rohidas of Village Nevarwadi  
Holkar. City

Localities: Hadgaon. District Nanded. by [Dr. L.A. Done]  
[Dr. Y.S. Purokhar]

I. General Particulars—

1. (a) By whom was the corpse sent? PHC W.K. Kamble, B.No. 2801, P.S. Nanded Gramin.

(b) Name of place from which sent.

Dr. SCQMC, Nanded.

(c) Distance of place from which sent.

2. By whom was the corpse brought?

PH A.K. Mundhe, B.No. 2890, P.S. Nanded Gramin.

3. By whom identified?

4. The date, hour and minute of its receipt.

05/07/2023 at 10:20 PM

(a) The date, hour and minute of beginning post-mortem examination.

06/07/2023 at 07:00 AM

(b) The date, hour and minute of ending post-mortem examination.


06/07/2023 at 08:00 AM

5. Substance of accompanying Report from Police Officer or Magistrate, together with the date of death if known. Supposed cause of death or reason for examination.

As per Police inquest and requisition letter, history of road traffic accident while travelling from Bhaisa to Bhokar, at PWD Office Bhokar on 05/07/2023 at 16:00 hours by a bullet driver from front. For treatment purpose taken to the Government Hospital, Bhokar, where declared brought dead by doctor on duty.  
Supposed cause of death: Road traffic accident.

Digley

दिगांबर पांडुरंग पाटील  
पोलीस उपनिरीक्षक  
पो.स्टे.भोकर



पो.स्टे. भोकर  
आ.क्र. 1537/2023  
दि. 25/8/2023

6. If not examined at Dispensary or Hospital—

(a) Name of place where examined.

(b) Distance from Dispensary or Hospital—

(c) Reason why the body was not sent to the Dispensary or Hospital—

Not commentable.

II. External Examination—

7. Sex, apparent age, race or caste.

Male, 22 years.

Description of clothes and of ornaments on the body.

White shirt, black pant, black baniyan, grey underweas, black thread around left wrist, red and multicoloured waist thread, bandage over left leg.

8. Condition of the clothes— whether wet with water, stained with blood or soiled with vomit or foecal matter.

White shirt <sup>toon</sup> ~~teared~~ at right shoulder. Blood stains present at places on shirt. Clothes handed over to the Police constable on duty.

9. Special marks on the skin such as scars, tattooing etc., any malformations peculiarities, or other marks of identification. State of the teeth.

Identified body. Central upper incisors broken,  $\frac{14}{16}$ .

In newly born infants, the length and (if possible) the weight of the body to be recorded together with the state of the hair, nails and umbilical cord, its length, whether placenta is attached or not, if present its length and condition.

Not commentable.

10. *Condition of body*—whether well-nourished, thin or emaciated, warm or cold.

Average built, cold.

11. *Rigor Mortis*—Well Marked, slight or absent; whether present in the whole body or part only.

Well marked present in the whole body.

12. Extent and signs of decomposition, presence post-mortem lividity of buttocks, loins, back and thighs or any other part. Whether bullae present and the nature of their contained fluid. Condition of the cuticle.

No sign of decomposition.  
Postmortem lividity present over posterior aspect of body, except pressure areas, fixed.

13. *Features*—Whether natural or swollen, state of eyes, position of tongue; nature of fluid (if any) oozing from mouth, nostrils or ears.

Facial features:—Natural.

Eyes:—Left eye depressed with spectacle hematoma.  
closed.

Pupils:—Fixed, dilated.

Mouth:—Partially open.

Tongue:—Inside mouth.

No oozing from mouth, nostrils, ears.

14. *Condition of skin*—Marks of blood etc. In suspected drowning the presence or absence of cater, anserina to be noted.

Face smeared with blood

Blood stains present over right arm and forearm, left foot.

Skin dry and pale.

15. Injuries to external genitals.  
Indication of purging.

No injuries.  
No purging.

16. Position of limbs—  
Especially of arms and of fingers in suspected drowning the presence or absence of sand or earth within the nails or on the skin of hands and feet.

Straight.

17. Surface wounds and injuries—Their nature, position, dimensions (measured) and direction to be accurately stated—their probable age and causes to be noted.

If bruises be present what is the condition of the subcutaneous tissues?

(N.B.—(When injuries are numerous and cannot be mentioned within the space available they should be mentioned on a separate paper which should be signed).

18. Other injuries discovered by external examination or palpation as fractures etc.

Fracture of left femur.

(a) Can You say definitely that the injuries shown against serial Nos. 17 and 18 are ante mortem injuries?

1] Laceration present over lateral canthus of left eye, of size 3cm x 1cm x bone deep. Margins irregular and infiltrated with blood.

2] Multiple abrasions present over left zygomatic area of size ranging from 1cm x 0.5cm to 0.5cm x 0.5cm, red in colour.

3] Laceration present of neck on anterior aspect of size 1cm x 0.5cm x tissue deep. Margins irregular, infiltrated with blood.

4] Abrasion present over upper lip on medial part of size 1cm x 0.5cm, red in colour.

5] Abrasion present over left side of chest, of size 2cm x 1cm, red in colour.

6] Graze abrasion present over right shoulder, anterior aspect, of size 1cm x 1cm, directed downward, red in colour.

7] Crushed laceration present over left knee with underlying bone fractured, vessels, nerves torn, muscle crushed, of size 5cm x 4cm x bone deep. Margins irregular and infiltrated with blood.

8] Graze abrasion present over right medial malleolus of ankle, of size 2cm x 1cm, directed obliquely, red in colour.

9] Abraded Contusion present over left foot on medial border, of size 7cm x 3cm, red in colour.

10] Laceration present over great toe, of size 2cm x 0.5cm x muscle deep, margins irregular and red in colour.

11] Laceration present over right foot, medial aspect, of size 3cm x 0.5cm x muscle deep, margin irregular and red in colour.

Ante mortem

III. Internal Examination

19. Head

(i) Injuries under the scalp, their nature.

No under scalp contusion present.  
Haemorrhage present in left temporalis.

(ii) Skull— Vault and base— describe fractures, their sites, dimensions, directions, etc.

Supra orbital ridge fracture.  
Base of skull fracture at left anterior cranial fossa. Fracture margins irregular and infiltrated with blood.

(iii) Brain— The appearance of its coverings, size, weight and general condition of the organ itself and any abnormality found in its examination to be carefully noted (weight M. 3 grams F. 2.75 grams).

Meninges intact, pale.  
Diffuse subdural haemorrhage present.  
Contusion present over basal surface of right temporal and left frontal lobe.  
Petechial haemorrhage present in the parenchyma of left parietal lobe.

20. Thorax

(a) Walls, ribs, cartilages → 1<sup>st</sup> rib from left side fractured. Fracture margin irregular and infiltrated with blood. Ribs from right side and other remaining ribs from left side intact.

(b) Pleura → Intact, no free fluid.

(c) Larynx, Trachea and Bronchi. → Reddish clot present in tracheal cavity.

(d) Right Lung → Right lung adherent, intact, pale.

(e) Left Lung → Contusion present over upper lobe.  
Pale.

(f) Pericardium → Intact

(g) Heart with weight } Intact, blood and blood clots present

(h) Large Vessels

(i) Additional remarks. Nil

21. Abdomen

Walls Intact.

Peritoneum Intact.

Cavity No free fluid.

Buccal Cavity, teeth, tongue and Pharynx. Intact, no foreign body. Upper central incisor broken.

Oesophagus Intact.

Stomach and its contents About 20 ml yellowish fluid present, no abnormal smell perceived, mucosa intact.

Small intestine and its contents.

Large intestine and its contents.

Intact, filled with gases and faeces.

Liver (with weight) and gall bladder.

Pancreas and Suprenals

Spleen with weight

Kidneys with weight

Intact, pale.

Bladder Intact, empty.

Organs of generations Intact.

Additional remarks with where possible, medical officer's deduction from the state of the contents of the stomach as to time of death and last meal. Not commentable.

Stomach viscera (if any) have been retained for chemical examination and also gave the numbers on the bottles containing the same. Viscera not preserved. Blood kept for alcohol detection.



Spine and Spinal Cord -

Intact, not opened

Opinion as to the cause  
probable cause of death.

"Head injury"

*T.S. Puzekar*

[Dr. T. S. Puzekar]  
Resident Doctor  
Dept. Of Forensic Medicine  
Dr. S.C. Govt. Medical College,  
Vishnupuri, Nanded-431606

*L.A. Done*

[Dr. L. A. Done]  
Resident Doctor  
Dept. Of Forensic Medicine  
Dr. S.C. Govt. Medical College,  
Vishnupuri, Nanded-431606

Dated 06/07/2023

(Signature)

\*This Spinal Cord need not be examined unless there are any indications of disease, Strychnia poisoning or injury.  
Note-- The report must be written and signed immediately after the examination. Medical Officers will at once despatch  
a copy to the Civil Surgeon of their district to be kept in his office.  
Great care should be taken not to cut the spinal cord, they be inspected in situ.

MLPH No. 692/2023

8  
06/07/2023

Place Dhule District Dr. SCMC, Nanded.  
Civil Hospital

Forwarded to the Police Sub-Inspector Nanded Gramin  
for information with reference to his No. RMLC/5576/2023 of

X2. Viscera has been preserved. It may please be stated *Immediately* whether examination by the Chemical Analyser is necessary or it is to be destroyed.

*[Signature]*


[Dr. Y.S. Purekar]  
Resident Doctor  
Dept. Of Forensic Medicine  
Dr.S.C.Govt.Medical College,  
Vishnupuri,Nanded-431606

*[Signature]*

[Dr. L.A. Done]  
Civil Surgeon or M. M. S. Officer  
Resident Doctor  
Dept. Of Forensic Medicine  
Dr.S.C.Govt.Medical College,  
Vishnupuri,Nanded-431606

Copy forwarded with compliments to the Civil Surgeon.

for information.



M. M. S. Officer

Seen and examined by the Civil Surgeon.

3)

Remarks of the Civil Surgeon.

(if any)

Civil Surgeon

Outward no. 857/67-25

P.M. no. 4/30

(31)

05/07/2023

Dispensary  
Hospital

Memorandum of a post-mortem examination held at RH Bhatar.

on the dead body of Chandrakant of Village Rlo. Chinchala.  
Bewaji Shavale 42 yrs/male City  
Taluka Bhokar, District Nanded, by Dr. S. S. Sawhitkar.

I. General Particulars—

1. (a) By whom was the corpse sent?

D.G. Jadhav. ASI.

(b) Name of place from which sent.

Police Station Bhokar dist. Nanded.

(c) Distance of place from which sent.

2. By whom was the corpse brought?

Ujjay Uttamrao Mane  
42 yrs male

3. By whom identified?

4. The date, hour and minute of its receipt.

05/07/2023 at 7:10 PM.

(a) The date, hour and minute of beginning post-mortem examination.

05/07/2023 at 7:15 PM

(b) The date, hour and minute of ending post-mortem examination.

05/07/2023 at 8:15 PM.



दिगांबर पांडुरंग पाटील  
पोलीस उपनिरीक्षक

As per police inquest, the deceased person had an accident, dash with another two wheeler bike and injured and died. So postmortem is requested to know the exact cause of death.

6. If not examined at Dispensary or Hospital—

(a) Name of place where examined.

(b) Distance from Dispensary or Hospital—

(c) Reason why the body was not sent to the Dispensary or Hospital.

Not applicable

II. External Examination

7. Sex, apparent age, race or caste.

22 years male, Hindu by religion

Description of clothes and of ornaments on the body.

→ faint blue coloured jeans pant, dark brown coloured banigan and faint brown coloured underwear, red coloured shirt on body. Religious red coloured thread at waist.

8. Condition of the clothes— Whether wet with water, stained with blood or soiled with vomit or foecal matter.

Body naked when examined

9. Special marks on the skin such as scars, tattooing etc., any malformations peculiarities, or other marks of identification. State of the teeth.

No -

In newly born infants, the length and (if possible), the weight of the body to be recorded together with the state of the hair, nails and umbilical cord, its length, whether placenta is attached or not, if present, its size and condition.

Condition of body—  
Whether well-nourished, thin  
or emaciated, warm or cold.

Thin skull-body, cold on touch

11. **Rigor Mortis**—Well-marked,  
slight or absent; whether  
present in the whole body or  
part only.

Rigor mortis developed in chest  
and abdomen.

12. Extent and signs of decom-  
position, presence post-  
mortem lividity of buttocks,  
loins, back and thighs or any  
other part. Whether bullae  
present and the nature of  
their contained fluid.  
Condition of the cuticle.

— No —

13. **Features**—Whether natural  
or swollen, state of eyes,  
position of tongue; nature of  
fluid (if any) oozing from  
mouth, nostrils or ears.

Swollen face, both eyes are closed  
and cyanosed and swollen with  
periorbital swelling present. There  
is bleeding through both nostrils,  
and both ears.

D

14. **Condition of skin**—Marks  
of blood etc. In suspected  
drowning the presence or  
absence of cuts are to be noted.

— No —

15. Injuries to external genitals.  
Indication of purging.

4  
No injury  
no purging.

16. **Position of limbs**—  
Especially of arms and  
of fingers in suspected  
drowning the presence or  
absence of sand or earth  
within the nails or on the  
skin of hands and feet.

No-

17. **Surface wounds and injuries**—Their nature, position, dimensions (measured) and directions to be accurately stated—their probable age and causes to be noted.

If bruises be present what is the condition of the subcutaneous tissues?

(N.B.—(When injuries are numerous and cannot be mentioned within the space available they should be mentioned on a separate paper which should be signed).

18. Other injuries discovered by external examination or palpation as fractures etc.

→ ① Contusion @ cheeks & malar region of size 9 x 8 cm, circular, blue ② CLW occipital scalp, verticle, 6 x 1 cm, red ③ CLW ④ longitudinal parietal scalp, 8 cm, lateral to sagittal suture line, verticle 8 x 1.5 cm, red. ④ Contusion on forehead @ side 7 cm lateral to midline and above @ eyebrows of size 6 x 7 cm circular, blue. ⑤ CLW @ feet 2 cm proximal to @ little toe of size 4 x 5 cm, red. ⑥ CLW @ feet 1 cm proximal to @ little toe of size 5 x 5 cm, red.

→ ① Communicated fracture on forehead to @ side and above @ eyebrow. 8 cm lateral to midline.

(a) Can you say definitely that the injuries shown against serial Nos. 17 and 18 are ante mortem injuries?

yes, injuries no 17 & 18 are ante mortem.

Internal Examination—

(i) Injuries under the scalp, their nature.

(ii) Skull—Vault and base—describe fractures, their sites, dimensions, directions, etc.

(iii) Brain—The appearance of its coverings, size, weight and general condition of the organ itself and any abnormality found in its examination to be carefully noted (weight M. 3 grams F. 2.75 grams).

20. Thorax—

- (a) Walls, ribs, cartilages
- (b) Pleura
- (c) Larynx, Trachea and Bronchi.
- (d) Right Lung
- (e) Left Lung
- (f) Pericardium
- (g) Heart with weight
- (h) Large vessels
- (i) Additional remarks

fracture of frontal bone which is comminuted at R side above 2cm of R supraorbital line.

dural layer of meninges is congested, and on section, there is collection of blood below dura matter suggestive of subdural hematoma above frontal lobe of brain on R side above supraorbital region. with contused area underneath the arachnoid layer of meninges of frontal lobe of brain. Hematoma at (L) sigmoid sinus present

Intact and congested

Intact and congested

Intact and congested.

21. Abdomen—

Walls

Peritoneum

Cavity

Buccal Cavity, teeth, tongue and Pharynx.

Esophagus

Intact and congested

Stomach and its contents

Small intestine and its contents.

Large intestine and its contents.

contains 50 ml yellowish fluid  
also food particles.

Liver (with weight) and gall bladder.

contains gases and faeces.

Pancreas and Suprarenals

Spleen with weight

Kidneys with weight

Bladder

Intact and congested.

Organs of generations

abnormal.

Additional remarks with where possible, medical officer's deduction from the state of the contents of the stomach as to time of death and last meal

State which viscera (if any) have been retained for chemical examination and also quote the numbers on the bottles containing the same.


Viscera not preserved.



Not opened

Opinion as to the cause probable cause of death.

Opinion as to cause of death is Head injury due to road traffic accident "



Dr. S. S. Jawlikar  
Medical Officer  
R H Bhokar  
Medical Officer  
Rural Hospital, Bhokar  
(Signature)

Dated 05/7/2023

\*The Spinal Cord need not be examined unless there are any indications of disease, Strychnia poisoning or injury.

Note—The report must be written and signed immediately after the examination. Medical Officers will at once despatch a duplicate copy to the Civil Surgeon of their district for record in his office.

Great care should be taken not to cut the viscera before they have been inspected *in situ*.

No.

200

Place Dispensary  
Civil Hospital

R H Bhokar 200

Forwarded to the Police Sub-Inspector

Police Station Bhokar Dist Nanded

for information with reference to his No.

of

200

2. Viscera has been preserved. It may please be stated *Immediately* whether examination by the Chemical Analyser is necessary or it is to be destroyed.

Viscera not preserved.

*J*  
De. S. S. Jawlikar

Civil Surgeon's Office  
Rural Hospital, Bhokar

Copy forwarded with compliments to the Civil Surgeon,

for information.

M. M. S. Officer

Seen and examined by the Civil Surgeon,

200

on

Remarks of the Civil Surgeon,

(if any)

Civil Surgeon