

FORM COMP AA

(sec Rules 253 (c)] 254 (c) (iii), 254 (80 255 (1) (iv))

REPORT ABOUT THE MOTAR EHCLES ACCIDENTS

1	Name of the Police Station	Loha, Dist. Nanded
2	CR.NO./TAR No./SDE No.	55/2020 U/s 279, 338, 304(A) IPC
3	Date, Time and Place of the accident.	27/02/2020 at 21.00 hrs. Loha Tq. Loha Dist. Nanded
4	Name of the Injured / Deceased	Balaji Sambhaji Mane age 52 years R/o. Kiroda Tq. Loha Nanded
5	Name of Hospital to Which he/she was removed	Govt. Hospital Loha
6	Number of vehicles and type of the vehicle	MH-26-BR- 1625 Motor cycle
7	Name and address of the Driver of the vehicle with particulars or Driving License of the said Driver and the address of the Issuing Authority of the said Driving License. The number of Badge in case of Public Service Vehicle and the address of the Issuing Authority of the said Badge.	Mohan Govindrao Yewale age 44 years R/o. Pimpalgaon (Yewale) Tq. Loha Dist. Nanded. MH-26- 20100002671 R.T.O. Nanded
8	Name and Address of the Owner of the vehicle as it stands on the date of the accident.	Sakharam Ravji Yewals R/o. Pimpaalgaon Yewale Tq. Loha, Dist. Nanded
9	Name and address of the insurance Company with whom the vehicle was insured and the Divisional office of the said insurance Company.	Without Insurance
10	Number of Insurance Policy/Insurance Certificate and the date of Validity of the insurance Policy/Insurance Certificate.	Without Insurance
11	Action taken if any and the result there of	An offence has been registered against the accused After completion of investigation Charge-sheet has been submitted.

Inspector of Police
Police Station Loha,
Dist. Nanded

जबाबः

दिनांक 05-03-2020

मी ज्योती व बालाजी माने वय 25 वर्ष व्यवसाय घरकाम रा किरोडा ता लोहा मो न 9168232318

आज दिनांक 05-03-2020 रोजी मी माझा चुलत भाऊ चंद्रकांत सटवाजी येवले याचे सोबत पो स्टे ला समक्ष हाजर येवुन जबाब लिहून घेण्यास सांगते की मी वरील ठिकाणची राहणारी असुन घरकाम करते मला दोन मुले व एक मुलगी असुन मी किरोडा येथे राहते माझे पती शेतकाम करुन आम्ही उदरनिर्वाह करीत होतो

दिनांक 25-02-2020 रोजी मी माझ्या आईची तब्येत ठिक नसल्याने पिंपळगाव येथे माहेरी आईला भेटण्यासाठी गेले होते माझे पती किरोडा येथे होते ते नंतर येणार होते

दिनांक 27-02-2020 रोजी माझा चुलत भाऊ मोहन गोविंदराव येवले रा पिंपळगाव हे माझे पतीला भेटण्यासाठी किरोडा येथे सखाराम रामजी येवले यांची मो सा क्र MIH -26-BR -1625 हे मागुन घेऊन गेला होता दुपारी दोन वा माझे पतीला किरोडा येथे भेटुन माझे पती व मोहन गोविंदराव येवले असे दोघेजण रात्री नऊ वा च्या सुमारास करोडा येथुन पिंपळगाव येथे माझ्याकडे माझ्या आईला भेटण्यासाठी निघाले मो सायकल माझा चुलतभाऊ मोहन गोविंदराव येवले हा चालवित होता व माझे पत पाहीमागे बसले होते मोटार सायकल भरधाव वेगात कंधार ते लोहा रोडवर लोह्या जवळील आश्रम शाळेसमोर आली व वळण रस्त्यावर मातीचे ढिगाऱ्या वर मो सा जावुन स्लीप होऊन पडली व त्याच माझे पतीला डोक्यास चेहऱ्याला गंभीर मार लागला व मोहन यास कि मार लागला असुन रोडवरून गावाकडे जाणारे भिमराव संभाजी जोधळे व शंकर रामराव माने याने पाहुन माझ्या पतीस स दवाखाना लोहा येथे नेऊन आडमीट केले व मला फोनवर माहिती सांगितली माझे पतीला स दवाखाणा लोहा येथुन विष्णुपुरी नांदेड येथे पुढील उपचार कामी आडमीट केले उपचार चालु असताना माझे पती बालाजी संभाजी माने वय 32 वर्ष रा किरोडा हे दिनांक 28-02-2020 रोजी रात्री 02:00 वा मरण पावले आहेत तरी दिनांक 27-02-2020 रोजी 21:00 वा च्या सुमारास लोहा ते कंधार जाणारे रोडवर लोह्या जवळील आश्रम शाळे समोर रोडवर यातील मोहन गोविंदराव येवले रा पिंपळगाव (ये) यानी त्याचे ताब्यातील मो सा क्र MIH 26-BR -1625 हायगई व निष्काळिपणाने भरधाव वेगात चालवुन मो सायकल वळण रस्त्यावर मातीच्या ढिगाऱ्यावर स्लीप करुन माझे पतीला मो सा वरुन पडुन डोक्याला गंभीर मार लागुन उपचार दरम्यान मरण पावले असुन माझे पतीच्या मरणास मोहन गोविंदराव येवले रा पिंपळगाव हाच कारणीभूत झाले आहेत

माझी मनस्थिती ठिक नसल्याने मी तक्रार देण्यासाठी पो स्टे ला आलो नव्हते परंतु आज रोजी दिनांक 05-02-2020 रोजी मी पो स्टे ला लोहा येथे येवुन तक्रार जबाब दिला आहे

माझा जबाब माझे सांगने प्रमाणे संगणकावर टंकलिखित केला त्याची प्रत काढुन मला वाचुन दाखविली तो माझा सांगने प्रमाणे बरोबर व खरा आहे

दि 05/03/20 रोजी वेळ 22.34 वा

गोड न 33 वर रु. र. न 55/20 कलम

279, 338, 304 (अ) भा. 5 वी प्रमाणे

भा. पा. की. शाळेचा याने दाखविलेले कायदे नमून

वु. व. च. पु. ल. पास भा. पा. की. शाळेचा याने

हा जबाब जिला सई

ज्योती

(Signature)

जिला सई

सा. नु. जी. (के) २१०-३, ३५, ००० २-२००२.

CRIME DETAILS FORM

घटनास्थळ पंचनामा/मुद्द्याच्या तपशीलाचा नमुना

1. State: महाराष्ट्र Dist: बार्से P.S.: लोव FIR/Proceeding/C.D.No.: ३३/२०२० Date: ०६/०३/२०२०

2. Act and Sections: २७९, ३३८, ३०५(अ) भा.द.क.

3. The Place of Occurrence shown by: घटनेचे स्थान दर्शवण्याचे:

Name: शिखाण Father's/Husband's Name: मंथानी गणेश

Address: वर ३५ वी वावसाय कोनी वी० डि.को. लो. लो.

4. TYPE OF CRIME (All including M. O. Crime): मुद्द्याचा प्रकार (मुद्द्याच्या सर्व फरती सह):

(i) *Major Head: अपत्यासंबंधी मरण दाखविणे. (ii) Classification of Major Head: प्रथम श्रेणीचे नकारक

(iii) *Method (s): १. धातूचे मरणास्य घातिलेला लावण लावणाने मोला लावणाने कळविलेला २. उपलाके अर्वाण वसाण लावणाने मोला रोडवर खोली खणण पडण ३. लोके मरणास्य कारणीभूत झाले.

(iv) *Conveyances used: वापरलेली वाहने:

(v) *Character assumed: केल्याचे उपांतर / केलेली वक्तव्या:

(vi) *Language / S. lang. used: वापरलेली भाषा / योजी भाषा:

(vii) *Special Feature-1: विशेष वैशिष्ट्य - १:

(viii) *Special Feature-2: विशेष वैशिष्ट्य - २:

*Special Feature-3: विशेष वैशिष्ट्य - ३:

(ix) Type of Place of Occurrence: घटनेच्या स्थानाचा प्रकार: लोव व डि.को. लो. लो. वी. रोड वी. को. लो. लो. वी. रोड

(x) Type of Property Involved (4 Types): (Major head of the property to be filled): संलग्न घटनेसंबंधी प्रकार:

5. Particulars of the victims (Attach separate sheet, if required):
 बलात्कृत तपशील (आवश्यक असल्यास स्वतंत्र कागद जोडावा) :

Sr. No.	Full Name	Date / Year of Birth	Sex	Nationality	Religion	Whether SC / ST	Occupation	Address	Injury : Citevous / Simple	Means
अ. क्र.	संपूर्ण नाव	जन्मतारीख / वर्ष	लिंग	राष्ट्रीयत्व	धर्म	जाती / समाजातील	व्यवसाय	पत्ता	दुखापत / मार / यादी	साधन / हत्यारा
1	2	3	*4	*5	*6	*7	*8	9	10	11
1	बाबाजी लक्ष्मी बाबाजी लक्ष्मी बाबाजी लक्ष्मी	32/11/1961	म	भारतीय	हिंदू	ना	कामगार	जिल्हा ना. बाबाजी	बाबाजी लक्ष्मी बाबाजी लक्ष्मी बाबाजी लक्ष्मी	बाबाजी लक्ष्मी

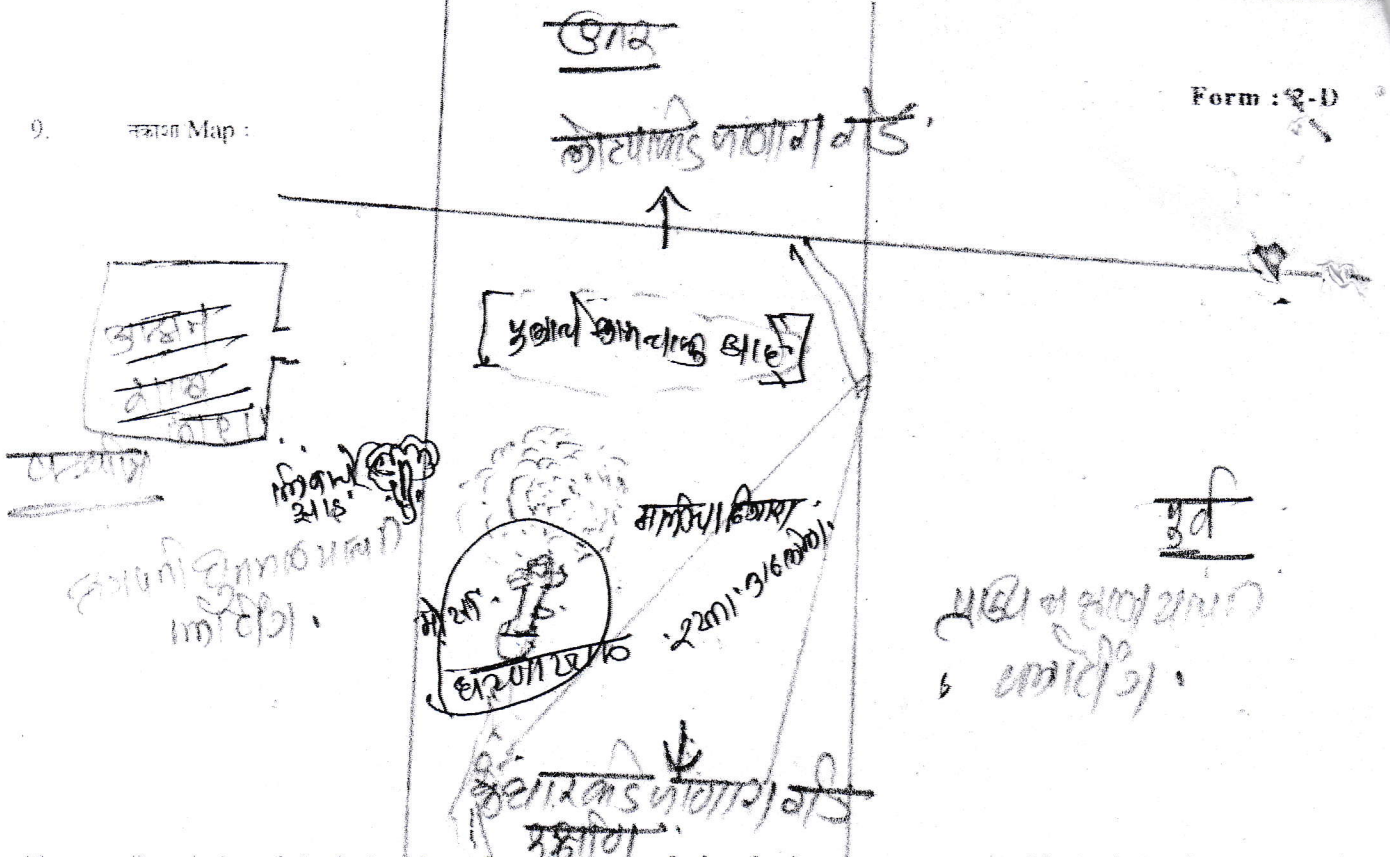
6. Motive of Crime :
 गुन्हाचा हेतू : लक्ष्मी व बाबाजी लक्ष्मी यांच्यात झगडा व बाबाजी लक्ष्मी यांच्यात झगडा. लक्ष्मी यांच्यात झगडा व बाबाजी लक्ष्मी यांच्यात झगडा.

7. Details of properties Stolen/Involved : [Use appropriate prescribed forms (s) and attach] :
 चोरीच्या अंतर्भूत मालमतेचा तपशील (योग्य नमुना वापरण्या व संवत जोडावा)

8. Description of the place of occurrence :
 घटनेच्या जागेचे वर्णन :

आम्ही वरिल पंचायत जिठकारा जायगाय पोलीस ठाणे
 पोलीस ठाणे बाबाजी लक्ष्मी यांच्यात झगडा व बाबाजी लक्ष्मी यांच्यात झगडा.
 बाबाजी लक्ष्मी यांच्यात झगडा व बाबाजी लक्ष्मी यांच्यात झगडा.
 32/11/1961 32/11/1961 32/11/1961
 बाबाजी लक्ष्मी यांच्यात झगडा व बाबाजी लक्ष्मी यांच्यात झगडा.
 बाबाजी लक्ष्मी यांच्यात झगडा व बाबाजी लक्ष्मी यांच्यात झगडा.
 बाबाजी लक्ष्मी यांच्यात झगडा व बाबाजी लक्ष्मी यांच्यात झगडा.
 बाबाजी लक्ष्मी यांच्यात झगडा व बाबाजी लक्ष्मी यांच्यात झगडा.

9. नकाशा Map :



10. Description of physical evidence from the scene of crime for the property recovered / seized for the purpose of investigation :

तपासकामा प्रत्यक्ष पुरावा म्हणून मुक्ताच्या जमिनीतून मिळविलेल्या / जप्त केलेल्या मालमत्तेचे वर्णन :

① ७५०००/- एक युवाय सो. अगलाखी काढ्या नगराबाई बाळ पेटे हायवेवरील मो. सायबाळ
 जि. प. चेपिस क. म. B. L. H. W. O. B. K. M. थ. २१००२. १ इंग्लिश मी. H. A. 10 B. C. K.
 म. प. ७७२३६. पुलायबाई. पुलाय ११५२४१. १०००० जि. म. क. म. म. म.
 म. म. २६-८२. १६२५. पुलायबाई. पुलाय ११५२४१.

11. Date and Time of Panchama पंचनामाचे दिनांक 06/03/2020. Time वेळ 10.00 ते 11.00 वा. पर्यंत.

12. Name of Panchas पंचाची नावे : Signature of Panchas पंचाच्या सहा :

① पंडितजी गोविंदराव नाळक. का. ५००००
 Full Address पुलायबाईकोणी वारो कुकोडा गा. लोथ.
 पना पुलायबाई

② रामदास विठ्ठलराव नाळक थ. ६००००
 Full Address पुलायबाईकोणी वारो कुकोडा गा. लोथ.
 पना रामदास

Date दिनांक : 06/03/2020.

Name and Signature of Investigation Officer
 तपासक अमलदाराची सहा
 Name [Signature]
 नाव : मि. ०८१२० जायभाई
 Rank पदनाम :
 B. No. if any

JPN (O-127)-9-2008-5,00,000 Bks./4 lvs. -PA4*
S. P., G. D., No. 733/33, dated 16-6-41 and
G.R., H. and L.G.D. No. 733/33, dated 11-12-47,
vide Surgeon General with the Govt. of Maharashtra, Bombay's
Letter No. FRM/1462/19357/1, dated 4-7-62.]

C. M. 67 e.

MLPM NO. 167/2020

28/02/2020

Memorandum of a post-mortem examination held at Dr. S.C. GMC Nanded.

Dispensary
Hospital

on the dead body of Balaji
Sambhaji mane

Village Kinda
of _____
City _____

Taluka Loha

District Nanded. by Dr. M.C. Gushinge
Dr. A.A. Chavan

I. General Particulars -

1. (a) By whom was the corpse sent? N.P.C. W.K. Kamble B.no. 2801
Nanded gramini P.S.

(b) Name of place from which sent.

(c) Distance of place from which sent.

Casualty, Dr. S.C. GMC Nanded

2. By whom was the corpse brought?

3. By whom identified?

N.P.C. W.K. Kamble B.no. 2801
Nanded gramini P.S.

4. The date, hour and minute of its receipt.

28/02/2020
5:00 AM

(a) The date, hour and minute of beginning post-mortem examination

28/02/2020
6:45 AM

(b) The date, hour and minute of ending post-mortem examination

28/02/2020
7:45 AM

5. Substance of accompanying Report from Police Officer or Magistrate, together with the date of

As per Police inquest and requisition, deceased had history of road traffic accident on 27/02/2020 at 09:00 hrs for that he brought to government hospital Loha and for further treatment admitted to Dr. S.C. GMC Nanded during treatment on 28/02/2020 at 2:00 hrs.

6. If not examined at Dispensary or Hospital-

- (a) Name of place where examined.
- (b) Distance from Dispensary or Hospital-
- (c) Reason why the body was not sent to the Dispensary or Hospital

Not applicable

II. External Examination-

7. Sex, apparent age, race or caste.

Male, 32 years

Description of clothes and of ornaments on the body.

Faint yellow coloured shirt
checkmate underwear

8. Condition of the clothes - Whether wet with water, stained with blood or soiled with vomit or foecal matter.

Stained with blood and handed over PC on duty

9. Special marks on the skin such as scars, tattooing etc., any malformations peculiarities, or other marks of identification. State of the teeth.

Body identified by investigating officer on duty, teeth - 16/16

In newly born infants, the length and (if possible) the weight of the body to be recorded together with the state of the hair, nails and umbilical cord, its length, whether placenta is attached or not, if present, its size and condition.

Not applicable

10. **Condition of body**- Whether well-nourished, thin or emaciated. warm or acid.

Average built body, cold.

11. **Rigor Mortis**-Well-marked. slight or absent; whether present in the whole body or part only.

Partially present in whole body
Parts

12. Extent and signs of decomposition, presence post-mortem lividity of buttocks, loins, back and thighs or any other part. Whether bullae present and the nature of their contained fluid. Condition of the cuticle.

No signs of decomposition
Post-mortem lividity present on posterior aspect of body except pressure areas
not fixed

13. **Features**- Whether natural or swollen, state of eyes, position of tongue : nature of fluid (if any) oozing from mouth, nostrils of ears.

Features: natural
eyes: closed
mouth: closed
tongue: inside mouth
oozing of fluid blood from mouth and nostrils

14. **Condition of skin**-Marks of blood etc. In suspected drowning the presence or absence of cutes anserina the be noted.

Dry, Pale

No injury to external genitals
No purging

10. Injuries to external genitals.
Indication of purging.

Straight

16. Position of limbs-
Especially of arms and
of fingers in suspected,
drowning the presence or
absence of sand or earth
within the nails or on the
skin of hands and feet.

17. Surface wounds and
injuries-Their nature,
position, dimensions
(measured) and directions
be accurately stated-their
probable age and causes
to be noted.

- ① Contusion present over left forehead
lateral place of size 8cm x 5cm red
- ② contused abrasion present over left forehead
above left eye brow of size 5cm x 2cm red
- ③ lacerated wound present over forehead in
mid part of size 4cm x 0.5cm x muscle deep red
- ④ lacerated wound present on upper lip
on left lateral side 1cm medial to left angle
of mouth vertically placed of size 2 x 0.5cm x muscle
deep red.
- ⑤ abrasion present over left side of chest
over anterior axillary line of size 4cm x 2cm red
- ⑥ abrasion present over right forearm on
flexor aspect of size 4cm x 1cm, red
- ⑦ rare abrasion present over left elbow on
medial aspect vertically placed directed
vertically upwards of size 5cm x 2cm, red
- ⑧ contused abrasion present over left knee
on anterior aspect of size 3cm x 1cm red
- ⑨ rare abrasion present over right knee on
medial aspect of size 4cm x 1cm red directed
laterally upward.

If bruises be present what is
the condition of the
subcutaneous tissues ?

(N.B.- (When injuries are
numerous and cannot be
mentioned within the space
available they should be
mentioned on a separate
paper which should be
signed.)

18. Other injuries discovered by
external examination or
palpation as fractures etc.

(a) Can you say definitely
that the injuries shown
against serial Nos. 17
and 18 are ante mortem
injuries ?

→ No fracture
→ Yes an laceration.

Internal Examination-

19. Head-

- (i) Injuries under the scalp, their nature.
- (ii) Skull-Vault and base-describe fractures, their sites, dimensions, directions, etc.
- (iii) Brain-The appearance of its coverings, size, weight and general condition of the organ itself and any abnormality found in its examination to be carefully noted (weight M. 3 grams F. 2.75 grams).

under Scalp haematoma present over right fronto-parietal region, red linear fracture present over right parietotemporal bone extending upto left pterion, horizontal placed fractures margins irregular infiltrated with blood.

Meninges: Intact congested
 Brain: Diffuse subarachnoid haemorrhage present
 Multiple contusions present over bilateral frontal lobe

20. Thorax-

- (a) Walls, ribs, cartilages
- (b) Pleura
- (c) Larynx, Trachea and Bronchi.
- (d) Right Lung
- (e) Left Lung
- (f) Pericardium
- (g) Heart with weight
- (h) Large Vessels
- (i) Additional remarks.

Intact, no fracture

Intact, no fluid

Intact, no foreign body

} Intact, congested
 (d) Right Lung
 (e) Left Lung

Intact

} Intact, blood and blood clots present
 (g) Heart with weight
 (h) Large Vessels

Nil

21. Abdomen-

Walls

Intact

Peritoneum

Intact, no fluid

Cavity

Buccal Cavity, teeth, tongue and Pharynx.

Intact, no foreign body

Oesophagus

Intact

Stomach and its contents

Intact, about 600ml grey coloured fluid with semidigested food material present, no abnormal smell perceived

Small intestine and its contents.

Large intestine and its contents.

Intact, partly loaded with faeces and gases

Liver (with weight) and gall bladder.

Pancreas and Suprarenals

Spleen with weight

Kidneys with weight

Intact, congested.

Bladder

Intact, empty

Organs of generations

Intact

Additional remarks with where possible, medical officer's deduction from the state of the contents of the stomach as to time of death and last meal.

Nil

State which viscera (if any) have been retained for chemical examination and also quote the numbers of


Viscera not preserved for chemical analysis
Post-mortem blood kept for detection and concentration


22. *Spine and Spinal Cord-

Intact, not open

Opinion as to the cause probable cause of death

"Head injury"


 (Dr. A.A. Chavan)
 Resident
 Dept. of Forensic Medicine
 Dr. S.C.G.M.C. Vishnupad
 Nanded-431608


 (Dr. M.C. Crushing)
 Asst. Professor
 Dept. Of Forensic Medicine & Toxicology,
 Dr. Shankarrao Chavan Govt.
 Medical College, Nanded.

Dated 28/12/2000 200

(Signature)

*This Spinal Cord need not be examined unless there are any indications of disease, Strychnia poisoning or injury.

Note-The report must be written and signed immediately after the examination. Medical Officers will at once

MLPM NO. 167/2020

8

28/02/2020 No.

200

Place Dispensary
Civil Hospital

Dr. S.C.G.M.C Nanded

200

Forwarded to the Police Sub-Inspector Nanded from P.S.

for information with reference to his No. RMLC/1379/2020 of 200
2. Viscera has been preserved. It may please be stated immediately whether examination by the
Chemical Analyser is necessary or it is to be destroyed.

AA Chavan
(Dr. A.A. Chavan)
Resident

Dept. of Forensic Medicine
Dr. S.C.G.M.C. Vishnupet
Nanded-431606

Meghale
(Dr. M.C. Gwhinge)

Civil Surgeon or M. M. S. Officer
Asst. Professor
Dept. Of Forensic Medicine & Toxicology
Dr. Shankarrao Chavan Govt.
Medical College, Nanded.

Copy forwarded with compliments to the Civil Surgeon.

for information



M. M. S. Officer

Seen and examined by the Civil Surgeon,
200

Remarks of the Civil Surgeon,

(if any)

on

Civil Surgeon