

FORM COMP AA
(sec Rules 253 (c), 254 (c) (iii), 254 (80 255 (1) (iv))
REPORT ABOUT THE MOTOR VEHICLES ACCIDENTS

1	Name of the Police Station	Nanded Rural dist.Nanded
2	CR.NO./TAR No./SDE No.	890/ 2021 U/s 279,337,338,304(a) of IPC
3	Date, Time and Place of the accident.	23/12/2021 at 1000 hrs at Nanded to Latur road near Latur fata Nanded tq.Dist. Nanded
4	Name of the Injured / Deceased	Thakkan Devaba Ingole age 70 yers r/o Naleshwar tq. Dist. Nanded
5	Name of Hospital to Which he/she was removed	Govt. Hospital Nanded
6	Number of vehicles and type of the vehicle	MH 26 BW 8877 Motor cycle
7	Name and address of the Driver of the vehicle with particulars or Driving License of the said Driver and the address of the Issuing Authority of the said Driving License. The number of Badge in case of Public Service Vehicle and the address of the Issuing Authority of the said Badge.	Shrikant Devanand Uttarwar age 20 years r/o Sambhaji Chouk Cicdo Nanded tq. Dist.Nanded MH 26 20200005836 RTO Nanded
	Name and Address of the Owner of the vehicle as it stands on the date of the accident.	Shrikant Devanand Uttarwar age 20 years r/o Sambhaji Chouk Cicdo Nanded tq. Dist.Nanded
9	Name and address of the insurance Company with whom the vehicle was insured and the Divisional office of the said insurance Company.	CHOLA MS General Insurance comp.ltd.
10	Number of Insurance Policy/ Insurance Certificate and the date of Validity of the insurance Policy/Insurance Certificate.	3397/02269071/000/00 15/03/2026
11	Action taken if any and the result there of	An offence has been registered against the accused. After completion of investigation Charge-sheet has been submitted.

Inspector of Police
Police Station Nanded rural
Dist Nanded (M.S)

CRIME DETAILS FORM

गुन्ह्यांच्या तपशीलाचा नमुना/घटनास्थळ पंचनामा

State.....Dist.....P.S.....FIR/Proceeding/G.D. No.....890.....Year 2021 Date 25/12/2021
 राज्य महाराष्ट्र जिल्हा नांदे पो.स्टे. नांदे उप.पहिली खबर क्र. वर्ष तारीख

2. Act and Sections
 अधिनियम व कलमे 279, 304(अ) भा.द.वि.

3. The Place of Occurrence shown by

घटनेचे ठिकाण दाखविणाऱ्याचे

Name Father / Husband's Name
 नाव :- मुनुस जावेद खान पित्याचे नाव :- पंशा खान

Address.....
 पत्ता श. सिद्धनाथपुरी चौफाला नांदे मो.क्र. 9970994446

4. TYPE OF CRIME (All including M.O. Crime)

गुन्ह्यांचे प्रकार (गुन्ह्यांच्या सर्व पध्दतीसह):

(i) Major Head (ii) Classification of Major Head (Minor Head).....
 प्रधान शीर्ष मृत्यु कारणी मुन एके प्रधान शीर्षचा विभाग

(iii) Method(s)
 पध्दती

१. मोटर सायकल क्र MH 26 BW 8877 ही ह्याघी व मिष्काळीपणे
 २. अस्वाभाव वेगाने चालविले
 ३.

(iv) "Conveyances used
 वापरलेली वाहने मोटो क्र MH 26 BW 8877

(v) "Character assumed.....
 केलेले वेगाने केलेली बतावणी

(vi) "Language slang used.....
 वापरलेली भाषा/बोली भाषा

(vii) "Special Feature - 1.....
 विशेष वैशिष्ट्ये - १

(viii) "Special Feature - 2.....
 विशेष वैशिष्ट्ये - २

"Special Feature - 3.....
 विशेष वैशिष्ट्ये - ३

(ix) "Type of place of Occurrence
 घटनेच्या ठिकाणाचा प्रकार पक्का सिमेंट रोड

(x) "Type of property Involved 4 Types (Major head of the property to be filled) -.....
 अंतर्भूत मालमत्तेचे प्रकार

(1)..... (2).....

(3)..... (4).....

पंचाची सही ?

[Signature] २ *[Signature]*

तपास अधिकारी सही

[Signature]

5. Particulars of the victims (attach separate sheet, if required):

बळीचा तपशील (आवश्यक असल्यास स्वतंत्र कागद जोडावा)

Sr. No.	Full Name	Date/Year of Birth	Sex	Nationality	Religion	Whether SC/ST	Occupation	Address	Injury Gnevous/Simple	Means
अ.क्र.	संपुर्ण नांव	जन्मतारीख / वर्ष	लिंग	राष्ट्रीयत्व	धर्म	जाती/जमाती	व्यवसाय	पत्ता	दुखापत गंभीर/साधी	साधन हत्यारे
(1)	(2)	(3)	(4)	(5)	(6)	(7)	(8)	(9)	(10)	(11)
१)	ठकळन देवबाई इंगोळे	२०/०५/१९५५	महिला	भारतीय	बौद्ध		वैद्यकीय नलेश्वर ला. गड्डा नोंदेड	गंधारि	मे.ग.क MH 26 BW 8877	

6. Motive of crime

गुन्ह्यांचा हेतु

मरणात्मक कारणीभूत होणे.

7. Details of properties Stolen/Involved [Use appropriate prescribed from (s) and attach]:

चोरीचा / अंतर्भूत मालमत्ता तपशील (योग्य नमुना वापरावा व सोबत जोडावा) :

8. Description of the place of occurrence :

घटनेच्या जागेचे वर्णन

आम्ही सुरेश शोरान सह. पोलिस निरीक्षक पोलिस स्टेशन नोंदेड शा.
नी मरुद पंचोना आज दि. 26/09/2021 रोजी लातूर फाय सिडको, नोंदेड
येथे विलायुन कळवीत की, पोलिस स्टेशन नोंदेड ग्रामिण गु. 2 नं.
890/2021 कलम 279, 304 (अ) भा.द.वि. अन्वये गुन्हा नोंद असुन तपास
वट उगार. सदर गुन्हाचे तपासनात गुन्हाचे दाखला 2021/2021/2021

दर्याक्षयक पंचनामा केल्या लो पृथीक प्रमाणे.

सदर गुन्ध्याचे दर्याक्षयक आतील प्रत्यक्षदर्शी आक्षेपदार
 अनुसूत जविके खान पिता पाशा खान वय 48 वर्षे व्यवसाय-व्यापार श.
 सिध्दनाथपुरी चौफाळा नांदेड यांनी दाखवील्या प्रमाणे दर्याक्षयक हेलातुर
 फाय ते विष्णुपुरी दर्याक्षयक मनराज स्टडीस व वेनार्डिडे चे समोर रोडचे
 डिक्सपटर जवळ सिडको नांदेड रोडवरील आहे. प्रत्यक्षदर्शी आक्षेपदार
 अनुसूत जविके खान नम्रुद् पंचायतमक्ष यांगलाल को दि 23/12/2021
 शेजी 09:00 वा सी आमचे मराज या मिल्कर आला होला कोला
 वेळा मेतर इंगोले मामा किराणा दुकानालुन दुध आणव्याख्याठी
 बोले होले. 10:00 वा सुमारास रोडवर आखा सोडल्याचा आवान
 आल्याने सी लावडलाख या ठिकाणी आला. इंगोले मामा जखमी
 अवस्थेत पडलेले होले. व वाजुम काक्या रेगुची खुसुकी कपरीची
 शीट वाईक कु MH26 BUW 8877 पडलेली होला सदर ठिकाणी
 बर्दी जमलेली होला. इंगोले मामा यांना जमलेल्या लोकांचे मदतीने
 जाणारे अंटे रिकालुन सरकारी दवाखाना विष्णुपुरी येथे घेवुन गेला
 त्यांचे डोक्याला हातीला, कुमेला व डाव्या हाताना गोभिर मार
 लागल्या होला. मेतर इंगोले मामा यांचे गालेवाईक व सुलांगा
 कळवीके नांदेड ग्रामिण येथील पोलीस सदर ठिकाणी आले व
 त्यांनी अपघात केलेली मीटर आयकल MH26 BUW 8877 ही पोलीस
 स्टेशनला आपुन घे लावलेली आहे. दि 25/12/2021 पर्यंत इंगो
 मामा यांचेवर सरकारी दवाखाना विष्णुपुरी येथे उपचार चालु होला
 ल दि 25/12/2021 शेजी आयकली 05:00 वा सुमारास उपचारा दर्याक्षयक
 मरण झाले. ठककम देवला इंगोले यांचे मखान मोगर आयकल
 मात 26 BUW 8877 चा चालक हाच कारणीबुत आहे. हे दर्याक्षयक हच
 आहे. असे प्रत्यक्षदर्शी आक्षेपदार पंचायतमक्ष आंगल आहे.

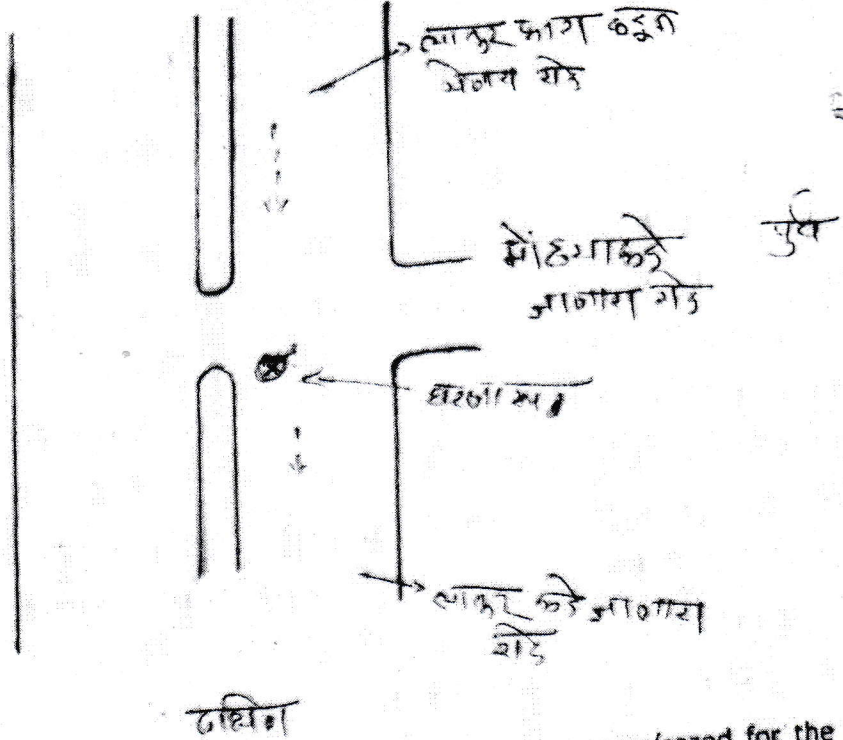
सदरचे दर्याक्षयक हे लातुर फाय ते लातुर कडे जाणारे रोडवर मनराज
 स्टडीस व वेनार्डिडे चे समोर रोडचे डिक्सपटर जवळ सिडको नांदेड रोडवरील
 आहे सदरचा रोड डिक्सपटर पासुन 25 फुट रुक्या सिमेंट रोड आहे.
 सदर ठिकाणी वायकाईको पाहणी केलेली रोड चौकला असुन स्टडीस आहे
 सदर दर्याक्षयकाली चतुरस्रमा पहला - पुर्वेस मोठ्याकडे
 जाणारा रोड, पश्चिमेस मनराज स्टडीस व वेनार्डिडे दक्षिणेस लातुर
 कडे जाणारा रोड व उन्नेसन लातुर फाय. अखेडकर चौक कुन
 येणारा रोड आहे.

सदर दर्याक्षयकाली अर्धीस 19.124224 व रेखांश 77.310517 असा
 आहे. दर्याक्षयक पंचनामा

घटनास्थळाचा नकाशा :-

पश्चिम
सम्राज्य स्थिति
के.पी.डी

आंबेडकर चौक



10. Description of physical evidence from the scene of crime for the property recoveres/seized for the purpose investigation:

त्याचकायी प्रत्यक्ष पुरावा म्हणुन गुन्ह्यांच्या जागेवरून मिळविलेल्या/जप्त मालमत्तेचे वर्णन

11. Date and Time of Panchnama

घटनास्थळ पंचनाम्याची वेळ दिनांक 26/12/2021

Time

वेळ 15:15 ते 16:20 पर्यंत

12. Name of Panchas

पंचाची नावे पत्ता

Signature of Panchas

पंचाच्या सहया

[Handwritten signature]

१) मुदुर्जन नगेजी गोडबोले का 40 वर्षे काळगाय - मक्या
श. काडगाय ना. लोस जि जांदेर मे 9284830078

२) जनार्दन मोलबडी गोड का 35 वर्षे काळगाय - मक्या
श. काडगाय ना. लोस जि जांदेर
मे. 9257071418

[Handwritten signature]

Name and Signature of investigation officer

तपासीक अमलदारची सही

[Handwritten signature]

Name :

MLMNO-1142/21

Date 26/12/2021

Memorandum of a post-mortem examination held at Dr. S.C.GMC, Nanded.

Dispensary Hospital

on the dead body of Dhakkan
Devba
Ingole

Village of Rio Naleshwar, Nanded
City

Taluka Nanded

District Nanded

by Dr. R.D. Awasare.
Dr. A.N. Kalyankar.

पो.स्टे.नांदेड (ग्रा.)
आ.क्र. 206/2022
क्र.नांक 17/01/2022

I. General Particulars--

1. (a) By whom was the corpse sent? P.H.C. M.K. Gotamwad, B.No. 2715.
P.S. Nanded Gramin.

(b) Name of place from which sent.

(c) Distance of place from which sent.

Dr. S.C.GMC, Nanded.

2. By whom was the corpse brought? P.H.C. M.K. Gotamwad, B.No. 2715.
P.S. Nanded Gramin.

3. By whom identified?

4. The date, hour and minute of its receipt. 01:30 AM

(a) The date, hour and minute of beginning post mortem examination.

08:00 AM

26/12/2021

(b) The date, hour and minute of ending post-mortem examination.

09:00 AM

5. Substance of accompanying Report from Police Officer or Magistrate. together with the date of death if known. Supposed cause of death or reason, for examination

As per the police inquest and requisition letter history of road traffic accident on Laturfata road on 23/12/2021 at 10:00 hours and died during treatment at Dr. S.C.GMC, Nanded in Ward no. 30 on 25/12/2021 at 16:30 hours.

Supposed cause of death - road traffic accident.

MRD NO. 1171827

Dated: 23/12/2021

Diagnosis: A case of RTA with C10 head injury with closed displaced Left proximal humerus fracture with left comminuted minimally displaced left inferior pubic ramus fracture with comminuted minimally displaced

6. If not examined at BIL sacral ala fracture without any distal Dispensary or Hospital— neurovascular deficit.

(a) Name of place where examined.

(b) Distance from Dispensary or Hospital—

(c) Reason why the body was not sent to the Dispensary or Hospital

Not applicable.

II. External Examination—

7. Sex, apparent age, race or caste.

Description of clothes and of ornaments on the body.

→ Male, 80 years.

→ white colour bandage applied over right hand and right forearm. white colour bandage applied over right gluteal region

8. Condition of the clothes Whether wet with water, stained with blood or soiled with vomit or faecal matter

Intact, dry.

9. Special marks on the skin such as scars, tattooing etc., any malformations peculiarities, or other State of the teeth.

Body identified by P.C. on duty. Teeth—intact

In newly born infants, the length, and (if possible), the weight of the body to be recorded together with the state of the hair, nails and umbilical cord its length, whether placental

Not applicable.

10. **Condition of body**—
Whether well-nourished, thin
or emaciated. warm or cold.

Average built, cold.

11. **Rigor Mortis** — Well-marked,
slight or absent; whether
present in the whole body or
part only.

Well-marked, present in all parts of
the body.

12. Extent and signs of decom-
position, presence post-
mortem lividity of buttocks,
loins, back and thighs or any
other part. Whether bullae
present and the nature of
their contained fluid.
Condition of the cuticle.

No signs of decomposition.

Post mortem lividity present on posterior
aspect of the body except at pressure
points, fixed.

13. **Features** — Whether natural
or swollen, state of eyes,
position of tongue : nature of
fluid (if any) oozing from
mouth nostrils or ears.

Facial features - natural.

Eyes - closed, pupils - dilated.

Mouth - closed, Tongue - inside mouth

Mouth

Ears

Nostrils

} No oozing

14. **Condition of skin**— Marks
of blood etc. In suspected
drowning the presence or
absence of cutis anserina
to be noted.

Dry, pale.

15. Injuries to external genitals Intact, no injuries.
Indication of purging. No purging.

16. **Position of limbs** → straight
Especially of arms and of fingers in suspected drowning the presence or absence of sand or earth within the nails or on the skin of hands and feet.

17. **Surface wounds and Injuries** - Their nature, position, dimensions (measured) and directions to be accurately stated-their probable age and causes to be noted.

If bruises be present what is the condition of the subcutaneous tissues?

(N.B.- (When injuries are numerous and cannot be mentioned within the space available they should be mentioned on a separate paper which should be signed).

18. Other injuries discovered by external examination or palpation as fractures etc. → Right femur fracture at hip joint.

- 1] Surgically sutured wound present on right gluteal region of size 7cm in length with 7 sutures present in situ, edges well approximated.
- 2] contusion present over left flank region of size 30cm x 8cm, blue.
- 3] contusion present over left scapular area of size 24cm x 4cm blue.
- 4] Graze abrasion present over left side of chest lower part of size 17cm x 5cm directed laterally downwards, red.
- 5] Abrasion present on left elbow extensor aspect of size 10cm x 8cm, red.
- 6] Abrasion present on left knee of size 6cm x 3cm, black.
- 7] Abrasion present on right knee of size 4cm x 2cm, black.
- 8] Abrasion present on left forearm extensor aspect lower part of size 1cm x 0.5cm, red.

(a) Can you say definitely that the injuries shown against serial Nos 17 } Yes, antemortem

MLPM NO. 1142/21

Date 26/12/2021


continuation paper sheet for injuries under column no. 17

- 9] Abrasion present on dorsum of right hand of size 2cm x 1cm, black.
- 10] Abrasion present on right occipital region of size 3cm x 2cm, red.
- 11] Abrasion present just lateral to right lateral canthus of size 5cm x 4cm, red.
- 12] Abrasion present on right side of forehead 1cm above right eyebrow of size 5cm x 2cm, red.
- 13] Surgically sutured wound present 1cm above injury no. 12 of size 1cm in length with 1 suture present in situ, edges well approximated.
- 14] Surgically sutured wound present 1cm above injury no. 13 of size 1.5cm in length with 2 sutures present in situ, edges well approximated.
- 15] Therapeutic I.V. mark present on right inguinal region, red.
- 16] Therapeutic I.V. mark present on left inguinal region, red.


[Dr. A.N. Kalyankar]

Resident

Dept. of Forensic Medicine
Dr. S.C.G.M.C. Vashiapur


[Dr. R.D. Awasare]

Resident

Dept. of Forensic Medicine
Dr. S.C.G.M.C. Vashiapur
Phoned-431608

III. Internal Examination -

19. Head -

(i) Injuries under the scalp, their nature.

(ii) Skull - Vault and base - describe fractures, their sites, dimensions directions, etc.

(iii) Brain - The appearance of its coverings, size, weight and general condition of the organ itself and any abnormality found in its examination to be carefully noted (weight M. 3 grams F. 2.75 grams).

under scalp contusion present over right frontal region of size 8cm x 5cm, dark red
under scalp contusion present over right occipital region of size 5cm x 4cm, dark red.

Linear fracture present over right occipital bone of size 2.5cm in length with margin irregular infiltrated with blood.

Dura - intact.

Brain - intact, oedematous, congested.

About 15 gm subdural haematoma present over occipital lobe

Subarachnoid haemorrhage present over both cerebellar hemisphere.

20. Thorax -

(a) Walls, ribs, cartilages

3rd, 4th, 5th and 6th ribs on left side of chest along mid clavicular line fractured, margin irregular, infiltrated with blood.

(b) Pleura Intact, no free fluid.

(c) Larynx, Trachea and Bronchi. Intact, no foreign body.

(d) Right Lung

(e) Left Lung

} Intact, oedematous, congested.

(f) Pericardium Intact.

(g) Heart with weight

(h) Large vessels

} Intact, blood and blood clots present

(i) Additional remarks Nil.

21. Abdomen -

Walls } Intact, no free fluid
Peritoneum }
Cavity }

Buccal Cavity, teeth, tongue and Pharynx Intact, no foreign body.

Oesophagus → Intact

Stomach and its contents About 100ml whitish colour semidigested food material present.
No abnormal smell perceived.
Mucosa - intact, pale.

Small intestine and its contents } Partly filled with gases and faeces
Large intestine and its contents }

Liver (with weight) and gall bladder Intact, fatty change present

pancreas and Suprarenals } Intact, congested.
Spleen with weight }
Kidneys with weight }

Bladder Intact, empty.

Organs of generations Intact.

Additional remarks with Nil.
where possible, medical officer's deduction from the state of the contents of the stomach as to time of death and last meal.

State which viscera (if any) viscera not preserved.
have been retained for

MLPM NO. 1142/21

Date 26/12/2021

7

22. *Spine and Spinal Cord - Anatomically intact, not opened.

Opinion as to the cause
probable cause of death.

"Head injury"

[Dr. R.D. Awasare]

Resident

Dept. of Forensic Medicine,

Dr. S.C.G.M.C. Vishnupada

Phoned-431608

[Dr. A.N. Kalyankar]

Resident

Dept. of Forensic Medicine,

Dr. S.C.G.M.C. Vishnupada

Phoned-431608

(Signature)

Dated 26/12/2021

* The Spinal Cord need not be examined unless there are any indications of disease. Strychnine poisoning or injury.
Note - The report must be written and signed immediately after the examination. Medical Officers will at once
despatch a duplicate copy to the civil Surgeon of their district for record in his office.
Great care should be taken not to cut the viscera before they have been inspected in situ.

MLPM No. 1142/21 26/12/2021

Dispensary
Place Dr. S.C. GMC, Nanded.
Civil Hospital

Forwarded to the Police Sub - Inspector P.S. Nanded Gramin
for information with reference to his No. FMLC/8231 of 25/12/2021

X 2. Viscera has been preserved. It may please be stated *Immediately* whether examination by the Chemical Analyser is necessary or it is to be destroyed.


AP
[Dr. A. N. Kalyanikar]

Resident
Dept. of Forensic Medicine
Dr. S.C.G.M.C. Vishnupada
Nanded-431606

Copy forwarded with compliments to the Civil Surgeon.

[Dr. R. D. Awasthi]
Civil Surgeon
S. Officer
Dept. of Forensic Medicine
Dr. S.C.G.M.C. Vishnupada
Nanded-431606

for information.



M. M. S. Officer

Seen and examined by the civil Surgeon.

20

Remarks of the Civil Surgeon.

(if any)

on