

FORM COMPAA.

(See Rules 253 (c)(iii), 254(80 255(i)(iv)

REPORT ABOUT THE MOTOR VEHICLES ACCIDENTS

1	Name of the Police Station	Bhagyanagar
2	CR.No./TAR No. SDE No.	20/2018 U/s 279, 304(A) IPC r/w 134 M.V.Act
3	Date, Time and Place of the accident	27/01/2018 at 18.30 hrs. Taroda Naka to Malegaon Road Godavari nagar Nanded
4	Name of the Injured/Deceased	Tanaji Vishnu Waghmare 35 year Omkareshwar nagar Taroda BK Nanded
5	Name of Hospital to which he/she was removed	Govt. Hospital Nanded
6	Number of vehicles and type of the vehicle	MH-26-AB- 2391 Truck
7	Name and address of the Driver of the vehicle with particulars or driving license of the said Driver and the address of the Issuing Authority of the said Driving License. The number of Badge in case of Public Service Vehicle and the address of the Issuing Authority of the said Badge.	Shivanand Sakharam Dhulishete age 25 year R/o. Fulkalas Tq. Purna Dist. Parbhani MH-22-20150002029 R.T.O. Parbhani
8	Name and Address of the Owner of the vehicle as it stands on the date of the accident	Shiraprasad Vithalrao Shirale R/o. Shivani Tq. Loha Dist. Nanded
9	Name and address of the insurance Company with whom the vehicle was insured and the Divisional office of the said insurance Company	Cola Mandalam M.S. General Insurance Company
10	Number of Insurance Policy/Insurance Certificate and the date of Validity of the insurance Policy/Insurance Certificate.	2270/01556309/000/00 16/11/2018
11	Action taken if any and the result there of	An offence has been registered against the accused. After completion of investigation Charge-sheet has been submitted.

Inspector of Police
Police Station Bhagyanagar

7

दिनांक :- २७/०१/२०१८

जवाब

मी विठ्ठल राजेभाऊ अडाळकर, वय २५ वर्षे, व्यक्साय हॉटेल कुर्कींग रा. जैन मंदीरजवळ, प्रेमनगर, नांदेड, मोबाईल क्र. ९५०३२६६४४८

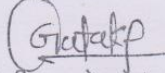
समक्ष पोलीस स्टेशन हजर येवुन जवाब देते की, मी वरील ठिकाणचा राहणारा असुन मी पत्नी सोनालीसह राहतो. माझे मेव्हणे तानाजी विष्णु वाघमारे व मी संतोष पवार यांचे घरी किरायाणे वेगवेगळे घरामध्ये राहतो. माझे मेव्हणे तानाजी वाघमारे हे अजिंक्यतारा बियर बार अँड रेस्टारंटमध्ये जेवण बनविण्याचे काम करतात त्यांना दोन मुले नामे १. कृष्णा, वय १० वर्षे, २) किशोर, वय ०७ वर्षे, व मुलगी नामे साक्षी, वय ०६ वर्षे, असे पत्नी नामे वैजंता असे राहतात.

आज दिनांक २७/०१/२०१८ रोजी सायंकाळी १८.०० वा. सुमारास हॉटेलमध्ये जावुन येतो म्हणुन घरातुन निघाले. १८.३० वा. दरम्यान नातेवाईक ओम पवार रा. जैनमंदीर यांनी फोन करुन यांनी आई शोभा पवार यांना कळविले की, मामा नामे तानाजी विष्णु पवार यांचा गोदावरीनगर पाटीजवळ रोहीत गॅरेजच्या समोर अपघात झालेला आहे. सदरची माहीती शोभा पवार यांनी मला व माझ्या नातेवाईकाकडे कळविली. असता मी घटनास्थळी जावुन पाहीले असता त्यांच्या डोक्याला मार लागला होता व ते जागीच मृत झाल्याचे दिसले. व तेथे भाग्यनगर पोलीसांनी त्यांना १०८ क्रमांकाच्या अॅम्ब्युलन्सने त्यांना सरकारी दवाखाना विष्णुपुरी नांदेड येथे घेवुन गेले.

तरी माझे मेव्हणे अजिंक्यतारा बार येथे मालेगाव रोडने काम करण्यासाठी जात असताना त्यांना अज्ञात वाहनाने बेदरकारपणे निष्काळजीपणाने व हयगयीने वाहन चालवुन त्यांच्या मृत्युस कारणीभूत ठरला म्हणुन सदर अज्ञात वाहनावर कायदेशिर कार्यवाही होणेस विनंती आहे.

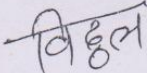
माझा जवाब माझे सांगणे प्रमाणे संगणकावर मराठीत टंकलीखत केला असुन तो मी वाचुन पाहीला बरोबर व खरा आहे.

समक्ष


(जी. ए. गोटे),

पोउपनि/पो.स्टे. भाग्यनगर, नांदेड

हा जवाब दिला सही



पुश्वणी जबाब (7) दिनांक 28/11/2018

मी विठ्ठल पि अजेभारु अडाळकर वय 25 वर्ष
ठयवसाय. डॉटेल कुंकुंग बालार प्रेमनगर नांदेड

साक्षर विचारले वरुण अंशगणे कि, मी वयले
ठिकाणचा बालार अरुण कुंकुंग म्हणून कात करणे,

दिनांक 27/11/2018 येजी तयेंडा नाका नांदेड ते
माळेगाव जाणारे रोडवर वेळ सायकली अडे- अडा.
वाजणशाचे कुमाशय मोघावटी नगर पायी जवळ रोडवर
माझे भावजी लानाजी विठ्ठल वाघसाडे बालार प्रेमनगर
नांदेड यांना ले व त्यांचे अठराव्याचे शोषण कोषिका
पावडे बालार पुयणी लानाजी नांदेड अये खुवी लुकि
मप 26/14 8386 वर बसून डॉटेल अजिकं नाय वे माळक
क्षीरसागर यांना अठराव्याची जात अशगोना हसोना
द्रुकने अडक दिव्णाने ते रोडवर पडले व त्यांचे ठोकणपण
द्रुकचे ययस कोळगणे ते मरण पावले येने. म्हणून मी
पोलीस ठाणे असाध्यनगर नांदेड येथे फिशदि दिकी येमी
त्यावरून असाध्यनगर पोलीसांनी अज्ञात बालारचा शोध
घेणे शुक कोणे येने.

असाध्यनगर पोलीसांनी व आये माझे भावजी लानाजी
वाघसाडे अये मरणाय कारणी शुत हरलेले द्रुक व शोध
घेणेसाठी आये तयेंडा नाका ते माळेगाव जाणारे रोडवर
असलेले C.T.V. कॅमेरे कोणे असेल याची माळीनी घेऊनी
अतर रोडवर डॉटेल वाईन 6131, व गॅलेक्सी सिअर-
वार व वीथरेंट सशामन पायी जवळ माळेगाव रोड नांदेड
यांचे कडे अशलेले C.T.V. फुटेज पाथीने अशतु साव
असत बाकाकडून माळेगाव रोडकडे एक बाह रंगाचे बाडी
अशलेले द्रुक व. अशहर साईडचे साईड पळोयळ कारुण रंगव
गोडा बांधलेले दिवत येम; द्रुकचे बांधविर इयणी अशयत
S.V. अये दिवत येने; सुबळ अशर अठराय येम म्हणे
व माळीचा कर्षर दिवत म्हण, अशख द्रुक व साळवाडू घेण
अये दिवत येने. ते मी डॉटेल मॅनेजरचे अशतुने मोबाईल
मधे अयेंग करुण घेऊनी व त्याची एक थि-डी बनवून
पोलीसांना दिकी. दी त्यांनी नाअशत घेऊनी अशे.

दिनांक 27/11/2018 येजी असाध्यनगर पोलीसांना
मिळवेली माळीनी वरुण, दिनांक 27/11/2018 येजी वेळ

CRIME DETAILS FORM

घटनास्थळ पंचनामा/गुन्हाचा तपशीलाचा नमुना

1. Sta. No. १२१२०६ Dist. तांदे P. S. तांदे FIR/Proceeding/C.D. No. २०१८ Year २०१८ Date २७/११/२०१८
राज्य महाराष्ट्र जिल्हा तांदे पोलीस ठाणे पहिली खबर क्र./कार्यवाही क्र. वर्ष तारीख

2. Act and Sections ३०४(A) २७९ सा. नं. वी व १३४ मोटा वारंदा कायदा
अधिनियम व कलमे :

3. The Place of Occurrence shown by :
घटनेचे ठिकाण दाखविण्याचे :

Name विठ्ठल Father's Husband's Name राजेश सोनवणे
नाव : पित्याचे / पत्नीचे नाव :

Address वय २५ वर्ष, ०२ वसाय - धंदे कुकींग अल्हाद
पत्ता : पुणे नॉर्वे ९५०३२६५४४८

4. TYPE OF CRIME (All including M. O. Crime):

गुन्हाचा प्रकार (गुन्हाच्या सर्व पध्दती सह) :

(i) *Major Head अधेशन (ii) Classification of Major Head
प्रधान शिर्ष : प्रधान शीर्षकाचे वर्गीकरण :

(iii) *Method (s)
पध्दती :

(1) _____
(2) _____
(3) _____

(iv) *Conveyances used :
वापरलेली वाहने :

(v) *Character assumed :
केलेले वर्णन / केलेली बतावणी :

(vi) *Language / S. lang. used :
वापरलेली भाषा / बोली भाषा :

(vii) *Special Feature-1 :
विशेष वैशिष्ट्य - १ :

*Special Feature-2 :
विशेष वैशिष्ट्य - २ :

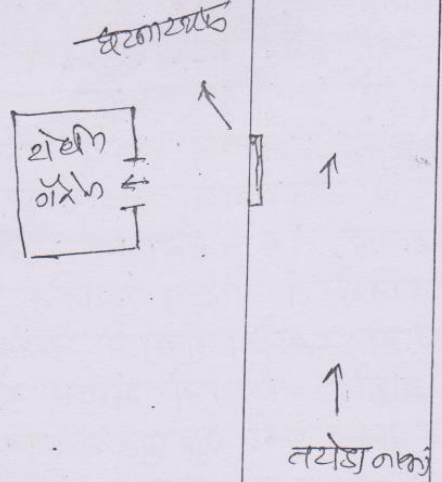
*Special Feature-3 :
विशेष वैशिष्ट्य - ३ :

(viii) *Type of place of Occurrence :
घटनेच्या ठिकाणाचा प्रकार : सांजिके ठेके

(ix) *Type of property involved (4 Types) : (Major head of the property to be filled)
अंतर्भूत मालमत्तेचे प्रकार :

1) _____ 2) _____
3) _____ 4) _____

9. नकाशा/Map :



10. Description of physical evidence from the scene of crime for the property recovered / seized for the purpose of investigation :

तपासकामी प्रत्यक्ष पुरावा म्हणून गुन्हाच्या जागेवरून मिळविलेल्या / जप्त केलेल्या मालमत्तेचे वर्णन :

11. Date and Time of Panchnama Time.....

घटनास्थळ पंचनामाची दिनांक २८/११/२०१८ वेळ : ०९:०० ते १०:०० पर्यंत.

12. Name Panchas

Signature of Panchas

पंचाची नावे :

पंचांच्या सहा : Minkare

(1) शिवान पि लखनो शिवाकरे वय ४८ वर्ष

Full Address

पत्ता : ठगवराज - मंजूरी बालोार ओमकारेश्वर नगर नांदे

(2) दत्तात्रय पि देवदास सोबडकर वय ३५ वर्ष

Full Address

पत्ता : ठगवराज - मंजूरी बालोार - ओमकारेश्वर नगर नांदे

Name and Signature of Investigation Officer

तपासक अमलदाराची सही

Name

नाव व्ही एच शेकडे

Rank पोलीस B.No. if any

पदनाम व.न. : ३३५

पो.स्ट. सावरा नगर नांदे

Date:

दिनांक : २८/११/२०१८

5. Particulars of the victims (Attach separate sheet, if required):
 वकीचा तपशील (आवश्यक असल्यास स्वतंत्र कागद जोडावा) :

Sr. No. अ. क्र.	Full Name संपूर्ण नाव	Date/Year of Birth जन्म-तारीख वर्ष	Sex लिंग	Nationality राष्ट्रीयत्व	Religion धर्म	Whether SC/ST जाती जमाती	Occupation व्यवसाय	Address पत्ता	Injury (Grievous/ Simple) दुखापत गंभीर/साधी	Means साधने हत्यारे
1	2	3	4	5	6	7	8	9	10	11
1	तानाजी पी विष्णु वाघमारे	85	पुरुष	भारतीय	हिंदू	गयरी कोरी	कुक	प्रेमनगर नांदेड	गंभीर	-

6. Motive of crime :
 गुन्ह्याचा हेतू : व्यवसायी व विकासासाठी

7. Details of properties Stolen / Involved : [Use appropriate prescribed forms (s) and attach] :
 चोरीच्या / अंतर्भूत मालमत्तेचा तपशील (योग्य नमुना वापरावा व सोबत जोडावा) :

8. Description of the place of occurrence :
 घटनेच्या जागेचे वर्णन :

आमच्या कॉन्व 12 मध्ये नं. 12 पेट्रोल पंप (पोस्टो) 334 शेकडे येथे
 लवंगी नाका ते माळेगाव जाणारे रोडवर गोदावरी नगर पायी
 जवळ रोड वळवून करविले कि. दिनांक 27/11/2018 येथी
 तानाजी वाघमारे हा हॉटेल आजिकेक लागी येथे जाऊन येथी म्हणून
 घरातून विष्णु सो हॉटेल आजिकेक लागी येथे जाऊन आजिकेक सो
 गोदावरी नगर पायी जवळ आणु अखता लवंगी नाकाकडून माळेगाव
 रोडकडे जाणारे अखता वाळाने लागु वेळ 10:30 वाजनाचे
 युमाशय अखताने हॉटेल देऊन लागी मरणाथ कांठणी कुक ठरवा
 झाले वेळी फिथिदि विडेण राजाशोक अडाककर या ओपेकारेकर
 नगर लवंगी येथी पोस्टो व दिव्दाने पोस्टो व नं. 12 पुढी
 घुंघा घाखळ अखता अकल यसर घुंघाच्या नगर आयी अखता
 नवीन झालेक तसे यसर घुंघाच्या अखता अखताची पाहणी करुन

MUM NB. 79/18

Date - 28/01/18

7 C. M. 67 e.

Memoandum of a post-mortem examination held at Dr. S.C. Gmc Nanded Dispensary Hospital

Tamaji Vishnu Waghmare
on the dead body of

Village
of
City

Premnagar, Nanded

Taluka

District Nanded, by Dr. S.V. Kadam.

i. General Particulars—

1. (a) By whom was the corpse sent? P.S. G.A. Gotake
P.S. Bhagyanagar, Nanded.
- (b) Name of place from which sent. } casualty
Dr. S.C. Gmc Nanded.
- (c) Distance of place from which sent.
2. By whom was the corpse brought? } P.S. G.A. Gotake
P.S. Bhagyanagar, Nanded.
3. By whom identified?
4. The date, hour and minute of its receipt. on 28/01/18 at 11.45pm.
- (a) The date, hour and minute of beginning post-mortem examination. on 28/01/18 at 8.00 Am.
- (b) The date, hour and minute of ending post-mortem examination. on 28/01/18 at 9.00 Am.

5. Substance of accompanying Report from Police Officer or Magistrate, together with the date of death if known. Supposed cause of death or reason,

AS per police inquest and requisition, deceased had road accident on date 27/01/18, admitted in Dr. S.C. Gmc Nanded where he declared brought dead. Date of death - 27/01/18.

पो. स्ट. भाजप, नानेद.

भावक क्रमांक 64/18

दिनांक, 23/02/2018

Supposed cause of death - "Head injury."

10. **Condition of body—**

Whether well-nourished, thin or emaciated, warm or cold.

Average built, cold.

11. **Rigor Mortis—**Well-marked, slight or absent; whether present in the whole body or part only.

Well marked, present in the whole body.

12. **Extent and signs of decomposition,** presence post-mortem lividity of buttocks, loins, back and thighs or any other part. Whether bullae present and the nature of their contained fluid. Condition of the cuticle.

no signs of decomposition.

Postmortem lividity present on posterior aspect of body, except pressure areas, fixed.

13. **Features—**Whether natural or swollen, state of eyes, position of tongue; nature of fluid (if any) oozing from mouth, nostrils or ears.

Features - ~~natural~~ compressed side to side (identifiable)
 Eyes - ~~situated~~
 Mouth - open.
 Tongue - inside mouth.
 Dried blood stains present at both nostrils, no oozing from mouth and ears.

14. **Condition of skin—**Marks of blood etc. In suspected drowning the presence or absence of cutis anserina to be noted.

Dry pale.
 mud and sand particles present on face and neck and chest and on body at places.

6. If not examined at Dispensary or Hospital—

(a) Name of place where examined.

(b) Distance from Dispensary or Hospital—

(c) Reason why the body was not sent to the Dispensary or Hospital.

Not applicable.

II. External Examination—

7. Sex, apparent age, race or caste.

male, 35 years.

Description of clothes and of ornaments on the body.

one shirt, one pant, one underwear, red waist thread, black thread in neck.

8. Condition of the clothes— Whether wet with water, stained with blood or soiled with vomit or foecal matter.

Handed over to pc on duty.

9. Special marks on the skin such as scars, tattooing etc., any malformations peculiarities, or other marks of identification. State of the teeth.

Body identified by pc on duty. Teeth - fracture dislocated refer to Column no. 17.

In newly born infants, the length and (if possible), the weight of the body to be recorded together with the state of the hair, nails and umbilical cord, its length, whether placenta is attached or not, if present, its size and condition.

Not applicable.

11.

12

III. Internal Examination—

19. Head—

(i) Injuries under the scalp, their nature. → underscap haemorrhage present on frontal region, red,

(ii) Skull—Vault and base—describe fractures, their sites, dimensions, directions, etc. → Refer to column no. (17), injury no (1). Skull vault bone, base of skull bone, and facial bones fractured into pieces

(iii) Brain—The appearance of its coverings, size, weight and general condition of the organ itself, and any abnormality found in its examination to be carefully noted (weight M. 3 grams F. 2.75 grams). → Meninges - torn at places. Brain - congested, oedematous, and lacerated at places.

20. Thorax—

(a) Walls, ribs, cartilages → Sternum bone fractured in middle, with fracture of ribs on both sides at places, with extravasation of blood present in intercostal muscles at places, fracture margins irregular, infiltrated with blood.

(b) Pleura → Torn at places on both sides at about 10cm of blood present in both pleural cavities.

(c) Larynx, Trachea and Bronchi. → Intact, no foreign body.

(d) Right Lung } Both lungs lacerated at places, oedematous

(e) Left Lung } ~~absent~~ right lung lacerated and cut piece protruded out injury no (1) in column no. (17).

(f) Pericardium → Torn and heart protruded out in chest cavity

(g) Heart with weight } Intact, scanty blood present

(h) Large vessels }

(i) Additional remarks. Nil.

20
in
s
f
ind
of
s
x
ea
ed

15. Injuries to external genitals—
Indication of purging.

→ No injury.
No purging.
→ Straight.

16. Position of limbs—
Especially of arms and
of fingers in suspected
drowning the presence or
absence of sand or earth
within the nails or on the
skin of hands and feet.

17. Surface wounds and
injuries—Their nature, posi-
tion, dimensions (measured)
and directions to be
accurately stated—their
probable age and causes
to be noted.

① Crush laceration injury present
on lower part of forehead involving
both supraorbital ridges, upper-
part of nose and left zygomatic
region of size 16cm x 5cm x bone
deep margins centused, abraded,
underlying skull vault brain,
facial bones base of skull fractured
into pieces with fracture of upper jaw
and lower jaw with fracture dislocation
of upper and lower teeth, with mud
and sand particles present at places,
face compressed from side to side, with
piece of lung protruded out from mouth,
lacerated wound
② Centused abrasion present right cheek and
right mandibular region of size 9cm x 5cm, red with
mud and sand particles present at places.

If bruises be present what is
the condition of the
subcutaneous tissues?

③ Lacerated wound present on right side of
forehead of size 4cm x 2cm x bone deep.
④ Centused abrasion present on right shoulder
lateral and superolateral aspect of size 3x2cm,
3x3cm, red

(N.B.—(When injuries are
numerous and cannot be
mentioned within the space
available they should be
mentioned on a separate
paper which should be
signed).

⑤ Centused abrasion present on left
leg in middle, anterior aspect of size
5cm x 3cm, red.
⑥ Contusion present on the right thigh
anteriolateral aspect upper 1/3rd part
of size 15cm x 13cm, red.
⑦ Lacerated wound present on the left thigh
in middle part, anterior aspect of size 2cm x 1.5cm x
bone deep, underlying femur bone fractured.

18. Other injuries discovered by
external examination or
palpation as fractures etc.

① closed fracture of right and left
knee joint, right sacroiliac joint, right
pelvic bone, right femur bone upper 1/3rd
part and left femur bone in middle 1/3rd
part present.

(a) Can you say definitely
that the injuries shown
against serial Nos. 17
and 18 are ante mortem
injuries?

→ Yes, Antemortem injuries.

7
22. *Spine and Spinal Cord— fracture of T₆-T₇ vertebra present, underlying spine cord contused, lacerated.

Opinion as to the cause of probable cause of death. "Death due to multiple injuries."

S. V. Kadam
(Dr. S. V. Kadam)
Resident
Dept. of Forensic Medicine
Govt. S.G. S.C. V. Hospital
Mumbai - 401 001

Dated 28/01/820

(Signature)

*The Spinal Cord need not be examined unless there are any indications of disease, Strychnia poisoning or injury.

Note—The report must be written and signed immediately after the examination. Medical Officers will at once despatch a duplicate copy to the Civil Surgeon of their district for record in his office.

Great care should be taken not to cut the viscera before they have been inspected *in situ*.

21. Abdomen—

- Walls intact
- Peritoneum } 200ml of blood present in diaphragm ruptured on right side and liver present in right chest cavity.
- Cavity }
- Buccal Cavity, teeth, tongue and Pharynx. Refer to column no. (17) tongue inside mouth.
- Desophagus intact
- Stomach and its contents } Intact about 150ml semidigested food present, no abnormal smell perceived.
- Small intestine and its contents. } Intact, partly loaded with faeces and gases.
- Large intestine and its contents. }
- Liver (with weight) and gall bladder. lacerated into multiple pieces and present in right chest cavity
- Pancreas and Suprarenals intact, pale
- Spleen with weight intact, pale.
- Kidneys with weight intact, pale.
- Bladder intact, empty.
- Organs of generations intact.

Additional remarks with where possible, medical officer's deduction from the state of the contents of the stomach as to time of death and last meal.

→ Nil

State which viscera (if any) have been retained for chemical examination and also quote the numbers on the bottles containing the same. viscera not preserved.

Medico Legal (injury) Certificate

FMLCSA/P/695/27.1.18.
 No. MLC/ 8.40pm/20
 Office of the

Name of the Patient Sapan Kambha R/o Pugani, Nanded
 Brought by — of P.S. —
 No. —

Refer by — Date and time of Exam 27.1.18
8.40 pm Police Station —

Marks of identification Thumb impression
 In patient/Admission —
 Discharge/O.P.D. —
 MLC No. —



Kind of Injury	Measurements	Part of Body	Gravious	Weapon	Age of Injury	Remarks
① BT	—	Right shoulder	simple	Hand & Wrist	—	CASHMS Faceted by
② BT	—	Right knee	—	—	—	ortho.
③ BT	—	Right ankle	—	—	—	—

9518
 15 to 3 2018

Medical College & Hospital
 Nanded
 Dr. Sachin
 Nanded