


FORM COMP AA
(sec Rules 253 (c), 254 (c) (iii), 254 (80 255 (1) (iv))
REPORT ABOUT THE MOTOR VEHICLES ACCIDENTS

1	Name of the Police Station	Ramtirth dist.Nanded
2	CR.NO./TAR No./SDE No.	168/2020 U/S 279,304(a) of IPC
3	Date, Time and Place of the accident.	15/11/2020 at 1930 hrs Mukhed to Narsi raod near Narsi Tq.Naigaon dist. Nanded.
4	Name of the Injured / Deceased	Pundlik Aatmaram Wadgave age 32 year r/o Kuncheli Tq.Naigaon dist. Nanded.
5	Name of Hospital to Which he/she was removed	Govt. Hospital Naigaon
6	Number of vehicles and type of the vehicle	MH 26-BM-6024 Motor cycle
7	Name and address of the Driver of the vehicle with particulars or Driving License of the said Driver and the address of the Issuing Authority of the said Driving License. The number of Badge in case of Public Service Vehicle and the address of the Issuing Authority of the said Badge.	Madhav Vankati Wadgave age 23 year r/o Narsi Tq. Naigaon dist. Nanded MH 26-20190007716 RTO Nanded
8	Name and Address of the Owner of the vehicle as it stands on the date of the accident.	Rajesh Madhavrao Gajge r/o Bamni tq.Biloli dist. Nanded
9	Name and address of the insurance Company with whom the vehicle was insured and the Divisional office of the said insurance Company.	Bajaj General insurance company ltd.
10	Number of Insurance Policy/ Insurance Certificate and the date of Validity of the insurance Policy/ Insurance Certificate.	OG-19-2007 1843 00000673 15/11/2023
	Action taken if any and the result there of	An offence has been registered against the accused. After completion of investigation Charge-sheet has been submitted.

Inspector of Police
Police Station Ramtirth
Dist. Nanded (M.S)



घटनास्थळ घटना/गुन्ह्याच्या तपशिलाचा नमुना
CRIME DETAILS FORM

1. राज्य महाराष्ट्र जिल्हा नांदेड पोलीस ठाणे रामतीर्थ वर्ष २०२० पहिली खबर क्र./कार्यवाही क्र. १६४ दिनांक १६/११/२०२०
State District Police Station Year FIR No. Date

2. अधिनियम व कलमे भा.द.वि. कलम २७९, ३३४, ३०४ (अ)
Acts and Sections

3 (A) घटनेचे ठिकाण दाखविणा-याचे नाव व पत्ता :-
Place of occurrence shown by :-

नाव : रामदास तुकाराम गुंतापळे पित्याचे/पत्नीचे नाव : तुकाराम गुंतापळे
Name Father's/Husband's Name

पत्ता : घर नं. : गल्ली रस्त्याचे नाव : जवळचे प्रसिध्द ठिकाण
Address :- House No. Ward Name of Road Nearest identifiable place

गाव : मोकसहरा पोस्ट : मोकसहरा तालुका नायगाव जिल्हा नांदेड राज्य महाराष्ट्र
Village Post Taluka Dist State

(B) घटनास्थळाचा पत्ता : घर नं. : गल्ली रस्त्याचे नाव मुखेड रोड जवळचे प्रसिध्द ठिकाण वडा
Address :- House No. Ward Name of Road Nearest identifiable place

गाव वरसी पोस्ट : वरसी तालुका नायगाव जिल्हा नांदेड राज्य महाराष्ट्र
Village Post Taluka Dist State

4. गुन्ह्याचा प्रकार (गुन्ह्याच्या सर्व पध्दतीसह)
Type of crime :

(i) गुन्ह्याचे मुख्य शिर्ष/मथळा प्राथमिक झपटका (ii) गुन्ह्याचे मुख्यशिर्षचे वर्गीकरण (गौण शिर्ष/मथळा) रोड झपटका
Crime Major Head Crime Minor Head

(iii) गुन्हा करण्याची पध्दत (१)
Method(s)

(iv) गुन्ह्यात वापरलेले वाहने
Conveyance(s) used

(v) केलेले वेशांतर/बतावणी
Character assumed

(vi) गुन्हा करताना वापरलेली भाषा
Language/Dialect used

(vii) विशेष वैशिष्ट्ये- १ :-
Special feature - 1

विशेष वैशिष्ट्ये- २ :-
Special feature - 2

विशेष वैशिष्ट्ये- ३ :-
Special feature - 3

(viii) घटनेच्या ठिकाणांचा प्रकार व ठिकाण (e.g. शासकीय इमारत, शेत, रॉड, खाजगी जागा, इत्यादी) सावजगलिक रोड
Type of place of occurrence

(ix) अंतर्भूत मालमत्तेचा प्रकार
Type of property involved (Major head of the property to be filled) :

- (1)
- (2)
- (3)
- (4)
- (5)
- (6)

[Signature]

(2) २१/११

[Signature]

5. गुन्हात बळी पडलेल्या/पिडीत व्यक्तीचा तपशिल (आवश्यकता वाटल्यास वेगळा कागद जोडावा)
Particulars of the victim (s) (Attach separate sheet, if required):

अ. क्र. / Sr. No.	पूर्ण नाव / Full Name	वडीलाचे/पतीचे नाव / Father's Name	जन्म दिनांक / Date/Year of Birth	लिंग / Sex	राष्ट्रीयत्व / Nationality	धर्म / Religion	जाती/जमाती / Whether SC/ST/OBC	धंदा / Occupation	पूर्ण पत्ता / Address	दुखापत / गंभीर/साधी Injury (Grievous/Simple)	कशाने जखमी केले / Means of causing injury
1	2	3	4	5	6	7	8	9	10	11	12
	पुंडलिक आत्माराम वडगावे	आत्माराम पुंडलिक वडगावे	4-7-1988	पुरुष	भारतीय	हिंदू	मराठा	हम्माली	रा. कुंचेली ता. नांदगाव	मो. सा. ७ १११-२६ ८११-६०२४	चालकाने जोराची धडक दिल्याने डोक्यात गंभीर दुखापत होऊन मरण पावले.

6. गुन्हा करण्याचा हेतू / Motive of crime हम्राईने व निष्काळजीपणे अस्वाभाविक वेगाने मो. सा. चालवून मरणास कारणीभूत ठरविले.
7. चोरीस गेलेल्या / अंतर्भूत मालमत्तेचा तपशिल (योग्य नमुना वापरवा व सोबत जोडावा) / Details of properties stolen/involved (Use appropriate prescribed form(s) and attach).

8. घटनेच्या जागेचे वर्णन :- / Description of the place of occurrence.

सादर विनंती की आम्हा पंचायत सोमनाथ वलंतराव शिंदे, सल.पो.नि.पि.पि. पो. स्टे. रामतिर्थ यांनी बोलावून ककविले की, पो. स्टे. रामतिर्थ ठर. नं. १६७/२०२० क्र. नं. २७९, ३३४, ३०५ (अ) भा. द. वि. या गुन्ह्यात बळीपतीच्या पंचनामा करणे आहे. पुढील पंच म्हणून हजर येवून दिल्या परिस्थितीच्या पंचनामा करून द्या असे ककविल्याप्रमाणे आम्ही त्यांना होकार देवून बळीपतीच्या हजर आम्हां आमचे समक्ष आम्हांत प्रमाणे बळीपतीच्या पंचनामा केला आहे.

गुन्हाचे बळीपती हे नरसी ते सुखेड जाणारे रोडवर राजराजेश्वर ड्रेडिंग कंपनी (आडत इकाण) समोर नरसी येथे आहे. बळीपती फिफाठी व प्रत्यक्ष ताशीदार हजर असून त्यांनी घटने बाबत शोधण्यात साजिगतले की दि. ११/११/२०२० रोजी सायंकाळी १९.३० वा. लु. पुंडलिक आत्माराम वडगावे हे आडत इकाणामोर रोडचे बाजुस गांठले असता नरसीकडून सुखेडचे जाणारी मो. सा. ७ १११-२६ ८११-६०२४ चा चालक माधव कडक वडगावे यांनी त्याचे ताब्यातील मो. सा. जोरातें वगाण चालवून पुंडलिक यांना जोराची धडक दिले त्याचे डोक्यात गंभीर

घटनेच्या जागेचे वर्णन :- (पुढे चालु)

Description of the place of occurrence. (Contd.)

दुष्काळी ठेपून उपचारादरम्यान प्ररुण जावला ते ठिकाण हेच आहे असे सांगून बलनाथक बावपिणे. दोन पंचायतमंडळ बलनाथकाची वास्काईने पाहणी केली असता बलनाथक हे नरसी-मुखेड रोडवर राजराजेश्वर आडवा इकाणवे समोर असून सडकचा रोड - पूर्वे-पश्चिम उंबरी असून 100 फूट रुंदीचा आहे. रोड हा सपाट असून रोडच्या मध्यभाजी हुंभापुत आहे. बलनाथकापासून 20 फूट अंतरावर दक्षिणेस आडवा इकाण असून 10 फूट अंतरावर बलनाथक विसावले पिकवुण गावाचा मोठडा पान विभाग आहे. बलनाथकाचे शेजारी हडा विभाग आहे. बलनाथक हे जुनेगाव नरसी जवळ आहे याच ठिकाणी मो.ना.उ. म.म. - 26 डी.म. 6024 चा चालणु मांडव व्यंकटे वडावे रा.नरसी यांने त्याचे सावणीन मो.ना. निष्काळीपुवले असाव वेळान चालणु पुंडलिक वडावे यांना मो.ना.ची बडक देणु त्यांचे मरणास कारणीभूत ठरुन आहे. बलनाथकावर घुराळा कामी कोही लु रिजवळ मिळत नाही.

बलनाथकाची चतुरसिमा पाहणु

पूर्वेस - नरसीहडून येणाऱा रोड
पश्चिमेस - मुखेडकडे जाणाऱा रोड
दक्षिणेस - राजराजेश्वर आडवा इकाण
उत्तरेस - नरसीहडून दिळाड व त्यापलीकडे नरसीकडे जाणाऱा रोड व मो.ना.ची जागा।

वरील चतुरसिमेच्या आतील बलनाथक असून बाहेर पंचायत मंडळ विभागा परिसराच्या अग्रिमभागाच्या उजवेडान पंचनामा केलु आहे

LCR - 1808125501

LCR - 77.5427748

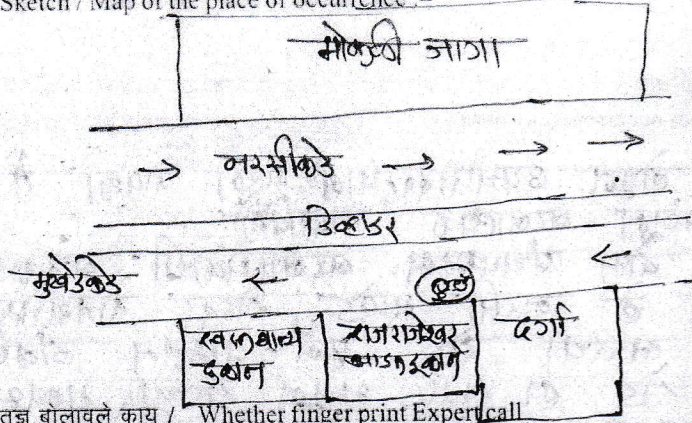
उत्तर

4

9. घटनेच्या ठिकाणाचा नकाशा :- Sketch / Map of the place of occurrence :-

N.C.R.B.
F B



पश्चिम



10. (A) घटनास्थळी फिंगर प्रिंट तज्ञ बोलावले काय / Whether finger print Expert call
(B) घटनास्थळी डॉग स्कॉट बोलावले काय / Whether Dog scode Expert call
(C) घटनास्थळाचा नकाशा ड्राफ्ट्समन / आरेखक यांचे कडून काढला काय ? **दक्षिण** होय/नाही नाव
Whether the Sketch/Map prepared by draftsman ? Yes/No
11. घटनास्थळाचे फोटो घेण्यात आले काय ? असल्यास फोटो ग्राफरचे नाव व पत्ता :- होय/नाही नाव
Whether Photograph is taken ? If yes, Name & Address of Photographer. Yes/No
12. तपासकामी प्रत्यक्ष पुरावा म्हणून गुन्ह्याच्या जागेवरून मिळविलेल्या/जप्त केलेल्या मालमतेचे वर्णन :- (आवश्यकता वाटल्यास गळ्या कागद जोडावा)
Description of physical evidence from the scene of crime for the property recovered or the purpose of investigation (Attach sepret sheet if require)

निर्णय

13. घटनास्थळाला भेट दिल्याची/पंचनाम्याची दिनांक व वेळ :-
Date and time of visit to the place of occurrence :
दिनांक 16/11/2020 वेळ 16:00 ते 16:50 पर्यंत
Date Time to

- (i) पंचाचे नाव व सही :- **केशव रामदास गुंतापळे वय- 28 वर्षे**
Witness : Name & Sign. 
पत्ता :- **व्यवसाय - बोरी / व्यापाळ रा. मोकळदरा ता. नायगाव मो. 8888405098**
Address
- (ii) पंचाचे नाव व सही :- **संजय व्यंकटराव रोडेवाड वय- 42 वर्षे**
Witness : Name & Sign. 
पत्ता :- **व्यवसाय - मजुरी रा. बेळबिलोपमी ता. नायगाव**
Address **मो. 8390406154**

आरोपीची सही (हजर असल्यास)
Sign. of accused (if present)



Secundo
तपासक अमलदाराची सही
Signature of Investigating Officer

नाव : Name **रम. वी. शिंदे**
क्र. क्र. **ब.पो. मि. पो. व्हे. रमतीथ**

N.C.R.B.
I.I.F.-III

Memorandum of a post-mortem examination held at Mortuary of Govt. Medical College and Hospital, Aurangabad

Of the dead body of- **Pundlik Asaram Wadgave**

Of village/city: - Kunchali Taluka: Naygaon District: Nanded

By- Dr. D. S. Patil (Resident Doctor)


Department of Forensic Medicine & toxicology, GMCH, Aurangabad

General Particulars—

1	(a) By whom was the corpse sent?	PHC D G Narwade 1994 of P.S. Begumpura, Aurangabad
	(b) Name of place from which sent.	GMCH Aurangabad. DOA 07/11/2020. MRD 2184349
	(c) Distance of place from which sent	
2	By whom was the corpse brought?	PHC D G Narwade 1994 of P.S. Begumpura, Aurangabad
	By whom identified?	police on duty
4	a) The date, hour and minute of its receipt.	09-Nov-20 : 07.40 AM
	b) The date, hour and minute of beginning of post-mortem examination.	09-Nov-20 : 07.45 AM
	c) The date, hour and minute of ending of post-mortem examination.	09-Nov-20 : 08.45 AM
5	Substance of accompanying Report from Police Officer or Magistrate, together with the date of death if known. Supposed cause of death or reason for examination	As per police inquest and requisition letter, the deceased had alleged history of motor accident on 05-Nov-20. He was admitted in GMCH Aurangabad where he died during treatment on 09-Nov-20 at 00.30 hours.
6	If not examined at Dispensary or Hospital—	
	(a) Name of place where examined.	Not applicable
	(b) Distance from Dispensary or Hospital	
	(c) Reason why the body was not sent to the Dispensary or Hospital.	

II. External Examination-

7	Sex, apparent age, race or caste. Description of clothes and of ornaments on the body.	Male, 30 years. No clothes. No ornaments.
8	Condition of the clothes—Whether wet with water, stained with blood or soiled with vomit or faecal matter.	Not applicable.
9	Special marks on the skin such as scars, tattooing etc., any malformations peculiarities, or other marks of identification. State of the teeth. In newly born infants, the length and (if possible), the weight of the body to be recorded together with the state of the hair, nails and umbilical cord, its length, whether placenta is attached or not if present, its size and condition.	Body duly identified. Teeth- No injury Not applicable.
10	Condition of body—Whether well-nourished, thin or emaciated, warm or cold.	Averagely built, moderately nourished Cold on touch.
11	Rigor Mortis —Well-marked, slight or absent; whether present in the whole body or part only.	Well marked in jaw muscles, neck and partly developed in rest of the body
12	Extent and signs of decomposition: presence post-mortem lividity of buttocks, loins, back and thighs or any other part. Whether bullae present and the nature of their contained fluid. Condition of the cuticle.	No signs of decomposition Post mortem lividity present over back, buttocks and posterior aspect of limbs, except over pressure areas and fixed.
13	Features— Whether natural or swollen, State of eyes. Position of tongue. Nature of fluid (if any)	Features- Natural



		No oozing from mouth, nostrils or ears. Dry.
14	Condition of skin— Marks of blood etc. In suspected drowning the presence or absence of cutes anserine to be noted.	
15	Injuries to external genitals. Indication of purging.	No injuries to external genitals. No purging.
16	Position of limbs—Especially of arms and of fingers in suspected drowning the presence or absence of sand or earth within the nails or on the skin of hands and feet.	Body in supine position Both upper and lower limbs are straight and extended
17	<p>Surface wounds and injuries— Their nature position, dimensions (measured) and directions to be accurately stated- their probable age and causes to be noted. If bruises be present what is the condition of the subcutaneous tissues? N.B. (When injuries are numerous sand cannot be mention within the space available they should be mentioned on a separate paper which should be signed).</p> <ol style="list-style-type: none"> 1. A 'C' shaped sutured wound of length 38 cm with concavity forwards present over right side of scalp with 30 sutures in situ, starting over right frontal region and extending backwards over right parietal, right temporal regions and then forwards to end over right preauricular region, with bogginess. On opening the sutures, the margins are clean cut x brain deep, underlying fronto-parieto-temporal bone of size 10 cm x 9 cm missing, suggestive of therapeutic wound of craniotomy. 2. Abrasion present over superior aspect of right shoulder, of size 3 cm x 3 cm, dark brown scab in situ. 3. Abrasion present over posterior aspect of upper 1/3rd of right arm, of size 4.5 cm x 4 cm, dark brown scab in situ. 4. Multiple abrasions present over dorsum of both hands, ranging from sizes, 0.1 cm x 0.2 cm to 0.3 cm x 0.2 cm, dark brown scab in situ. 5. Abrasion present over dorsal aspect of left foot, of size 4 cm x 3 cm, dark brown scab in situ. 6. Therapeutic central line wound present over lateral aspect of neck on both sides. 	
18	Other injuries discovered by external examination or palpation as fractures etc.	None
	(a) Can you say definitely that the injuries shown against column no 17 and 18 are ante-mortem injuries?	Yes, ante-mortem.

III. Internal Examination-

19	Head—	
	i) Injuries under the scalp, their nature.	Refer to injury no. 1 in column no. 17
	ii) Skull-Vault and base- Describe fractures, their sites, dimensions, directions, etc.	
	iii) Brain-The appearance of its coverings, size, weight and general condition of the organ itself and any found in its examination to be carefully noted (weight M1300 grams F-1275 grams).	Subdural and subarachnoid haemorrhage present over right temporo-parietal-frontal region corresponding to injury no. F in column no. 17, dark red in color. Brain: Congested and edematous. Multiple haemorrhagic contusions present over brain at places with softening of brain matter.
20	Thorax-	
	a. Walls, ribs, cartilages	Intact, no injury.
	b. Pleura	Intact. No abnormal collection.
	c. Larynx, Trachea and Bronchi	Intact, No foreign body, mucosa congested.
	d. Right Lung	Both lungs intact, congested and edematous. On cut section blood tinged froth oozes out.
	e. Left lung	

	Pericardium	Intact. No abnormal collection.
	Heart with weight	Intact, congested.
	h. Large vessels	Intact. Contains blood and blood clots.
	i. Additional remarks	Nil.
21	Abdomen-	
	Walls	
	Peritoneum	Intact, no injury.
	Cavity	Intact, no injury.
	Buccal cavity, teeth, tongue and pharynx	No abnormal collection.
	Oesophagus	Intact, no foreign body. Mucosa: congested
	Stomach and its contents	Intact. Mucosa: congested.
	Small intestine and its contents	Empty, no abnormal smell present, mucosa: congested
	Large intestine and its contents	Intact, partly distended with gases and semidigested food.
	Liver(with weight) and gall bladder	Intact, partly distended with gases and faces.
	Pancreas and Suprarenals	Intact, congested.
	Spleen with weight	Intact. Unremarkable.
	Kidneys with weight	Intact, congested.
	Bladder	Intact, congested
	Organs of generation	Intact, empty.
	Additional remarks with where possible, medical officer's deduction from the state of the contents of the stomach as to time of death and last meal.	----nil.
	State which viscera (if any) have been retained for chemical examination and also quote the numbers on the bottles containing the same.	Viscera not preserved
22	Spine and Spinal cord-	Intact, No injury.

Opinion as to the cause/probable cause of death:-

"Head injury"



Dr. D. S. Patil
(Resident Doctor)

Resident Doctor

Dept. of Forensic Medicine & Toxicology
Govt. Medical College, Aurangabad

Dated: 09-Nov-20

*The Spinal Cord need not be examined unless there are any indications of disease, Strychnine poisoning or injury.
Note—The report must be written and signed immediately after the examination.

Great care should be taken not to cut the viscera before they have been inspected in situ.

PM No.: 1995/2020, Date: 09-Nov-20, ADR No. 0/522/2020; US- 174 of PS Begumpura, Aurangabad

Copy forwarded to -Professor and Head, Department of Forensic Medicine, Govt. Medical College, Aurangabad.
Countersignature and Remarks if any...