

FORM COMP AA
(sec Rules 253 (c), 254 (c) (iii), 254 (80 255 (1) (iv))
REPORT ABOUT THE MOTOR VEHICLES ACCIDENTS

1	Name of the Police Station	Mukhed dist.Nanded
2	CR.NO./TAR No./SDE No.	03/2021 U/S 279,337,338,304(A) of IPC
3	Date, Time and Place of the accident.	31/12/2020 at 1630 hrs Mukhed to Narsi road near Berli Pati Tq. Mukhed dist. Nanded.
4	Name of the Injured / Deceased	Panchfulabai Laxman Yesmod age 35 year r/o Salgar tq.Mukhed dist. Nanded
5	Name of Hospital to Which he/she was removed	Govt. Hospital Nanded
6	Number of vehicles and type of the vehicle	MH 24 AU 1070 Tempo
7	Name and address of the Driver of the vehicle with particulars or Driving License of the said Driver and the address of the Issuing Authority of the said Driving License. The number of Badge in case of Public Service Vehicle and the address of the Issuing Authority of the said Badge.	Nitin Angatrao Shinde age 24 year r/o ShardaNagar Ambejogai road Latur tq. dist. Latur MH 24 20170017025 RTO Latur
8	Name and Address of the Owner of the vehicle as it stands on the date of the accident.	Vishwnath Yuvraj Zambare r/o Mali Glli Latur Tq.dist.Latur
9	Name and address of the insurance Company with whom the vehicle was insured and the Divisional office of the said insurance Company.	Tata AIG General Insurance comp.ltd.
10	Number of Insurance Policy/ Insurance Certificate and the date of Validity of the insurance Policy/ Insurance Certificate.	0159066832 03/12/2025
	Action taken if any and the result there of	An offence has been registered against the accused. After completion of investigation Charge-sheet has been submitted.

Inspector of Police
Police Station Mukhed
Dist. Nanded (M.S)

मी लक्ष्मण लाल यशमोड वय 35 वर्ष अवकाश
शेती रा. सकेगरा (बु) ता. दुखेड पो. 7378
- 987550, 9970016887

सहम पो. येका हार चवूण मळ
मिठुण घेवचाय सांगतो ही, मी वरीम
हिकाणाच शहणारा करूण मी शेती करण
फुडुकाची उपनिवीक सांगतो.

दिनांक 31/12/2020 रोजी दुपारी 01.00
वा चे दुपाराल मी घरी आसतांना मारुण
पत्नी माते प्रचफुलासई शु. लक्ष्मण यशमोड
वय 35 वर्ष ही माईचा फुडुगा माते पळेता

दि 2-1-2021 रोजी लक्ष्मण यशमोड वय 15 वर्ष चास सरा व
SDN024 वेळ 1852 वा ताप आल्याने लाल व फुडुगी माते पळेता
जुलन 3/2021 वळन
304 (अ) 279-337 लक्ष्मण यशमोड वय 12 वर्ष आले दुखेड येचे
388 भा. द. वी पुसैत दवाखान्यात दाखलावयासाठी घेवून गेली. त्यात
याखळ करूण पुढीक मी घरी आसतांना माझा फुडुगा पळेता चार
वपस करी पो नि मला 12-00 वा. जाण करण सांगितले की
साहेबांचे आदेशाने आपल्या आपघान झाला आहे आपल्या
PS I कुमारे चांचे झाले पत्नी झाला आहे आईला मार
पुत्र येवत लाला झाले सांगता, आले सांगितल्याने मी लागलीच
आहे

माते पत्नी झाला आहे आईला मार
सांगता, आले सांगितल्याने मी लागलीच
फुडुका झाले तेव्हा लाला कोणीतरी दवाखा
कराण गेलेंत अशी माहिती कळल्याने
मी सरकारी दवाखाना दुखेड येचे गेली
आसतां त्याचवेळी उपचार करण सरकारी
दवाखाना नॉरेड येचे रफर केल्याने मी
नॉरेड येचे गेली तेव्हा मला सांगले की
माईची पत्नी मला पावकी आहे. तका मी

Handwritten Signature
HC 2020
पोलीस ठाणे अजलदार
पोलीस स्टेशन नॉरेड

विनी. दाही पानी पुणेड येथून गावाकडे
 असे कुणिक MH26 AC 2845 मध्ये बसून
 येत असता 16.30 वा. बेळी पाटी येथे
 समोरून टेपो कुणिक MH24 AU 1070 च्या
 चालकाचे हाचे नात्याने टेपो हातगाय
 व निष्काळजीपणे कार्याव बेगान चालवून
 मालेस समोरून धडक रडून मालेस पळी
 होऊन दाही पलीस म 20114 अ 20114
 झाकी आहे. मध्ये दाही पुणेगी गेले
 महेश्वरी हीस गंगार दुष्पान झाकी आहे
 मिये कुणिक मार मारका आहे. दाही
 पलीस म 20114 अ 20114 होणारा टेपो
 कुणिक MH 24 AU 1070 च्या चालकावर
 योग्य ती कार्यवाही करून मला न्याय
 द्यावा ही विनंती.

दाहा जवळ दाहे सांगणे पुढाणे
 विहीका करून दो मला वायुन दाखवता
 दाहे सांगणे पुढाणे बेरोबर व थरा
 आहे.

दाहा
 आरु
 HC 20114
 सी.डी. ओबेकार
 HC 20114 PS
 पुणे

दा जवळ दि. अ
 मध्याण

घटनास्थळ पंचनामा/गुन्ह्याच्या तपशिलाचा नमुना
CRIME DETAILS FORM

1. राज्य महाराष्ट्र जिल्हा नांदेड पोलीस ठाणे मुंबई वर्ष २०२१ पहिली खबर क्र./कार्यवाही क्र. ०३/२१ दिनांक ०२/०१/२०२१
State District Police Station Year FIR No. Date

2. अधिनियम व कलमे
Acts and Sections भा.से. २१९, ३०२, ३०३ & ३०४ (ब)

3 (A) घटनेचे ठिकाण दाखविणा-याचे नाव व पत्ता :-
Place of occurrence shown by :-
नाव: राजेश अशोक पित्याचे/पत्नीचे नाव: राजेश अशोक
Name Father's/Husband's Name
पत्ता : घर नं.: गल्ली : रस्त्याचे नाव जवळचे प्रसिध्द ठिकाण
Address :- House No. Ward Name of Road Nearest identifiable place
गाव: मोडकरी (ब) तालुका मुंबई जिल्हा नांदेड राज्य महाराष्ट्र
Village Post Taluka Dist State

(B) घटनास्थळाचा पत्ता : घर नं. गल्ली : रस्त्याचे नाव जवळचे प्रसिध्द ठिकाण
Address :- House No. Ward Name of Road Nearest identifiable place
गाव: मोडकरी (ब) तालुका मुंबई जिल्हा नांदेड राज्य महाराष्ट्र
Village Post Taluka Dist State

4. गुन्ह्याचा प्रकार (गुन्ह्याच्या सर्व पध्दतीसह)
Type of crime :

(i) गुन्ह्याचे मुख्य शिर्ष/मथळा (ii) गुन्ह्याचे मुख्यशिर्षचे वर्गीकरण (गंण शिर्ष/मथळा)
Crime Major Head हत्या Crime Minor Head.

(iii) गुन्हा करण्याची पध्दत (१)
Method(s) (२)
(३)

(iv) गुन्ह्यात वापरलेले वाहने
Conveyance(s) used

(v) केलेले वेशांतर/वतावणी
Character assumed

(vi) गुन्हा करताना वापरलेली भाषा
Language/Dialect used

(vii) विशेष वैशिष्ट्ये- १ :-
Special feature - 1
विशेष वैशिष्ट्ये- २ :-
Special feature - 2
विशेष वैशिष्ट्ये- ३ :-
Special feature - 3

(viii) घटनेच्या ठिकाणाचा प्रकार व ठिकाण (e.g. शासकीय इमारत, शेत, रोड, खाजगी जागा इत्यादी) :-
Type of place of occurrence

(ix) अंतर्भूत मालमत्तेचा प्रकार
Type of property involved (Major head of the property to be filled) :
(1) (2)
(3) (4)
(5) (6)

5. गुन्ह्यात बळी पडलेल्या/पिडीत व्यक्तीचा तपशिल (आवश्यकता वाटल्यास वेगळी कागद जोडावा)
Particulars of the victim (s) (Attach separate sheet, if required);

अ. क्र. Sr. No.	पूर्ण नाव Full Name	वडीलाचे/पतीचे नाव Father's Name	जन्म दिनांक Date/Year of Birth	लिंग Sex	राष्ट्रीयत्व Nationality	धर्म Religion	जाती/जमाती Whether SC/ST/OBC	धंदा Occupation	पूर्ण पत्ता Address	दुखापत गंभीर/साधी Injury (Grievous/Simple)	कशाने जखमी केले Means of causing injury
1	2	3	4	5	6	7	8	9	10	11	12
1	सौ पंचमराज कुमारे मुकुंद भू कुक्षी भू पंचमराज	सुखमराज पंचमराज	35	स्त्री	भारतीय	हिंदू	सर्वसाधारण	घराजम	बसवुर्गा (बु)	संपन्न उपचार करायला येत नाही	संपन्न उपचार करायला येत नाही

6. गुन्हा करण्याचा हेतू
Motive of crime
 7. चोरीस गेलेल्या / अंतर्भूत मालमत्तेचा तपशिल (योग्य नमुना वापरावा व सोबत जोडावा)
 Details of properties stolen/involved (Use appropriate prescribed form(s) and attach).

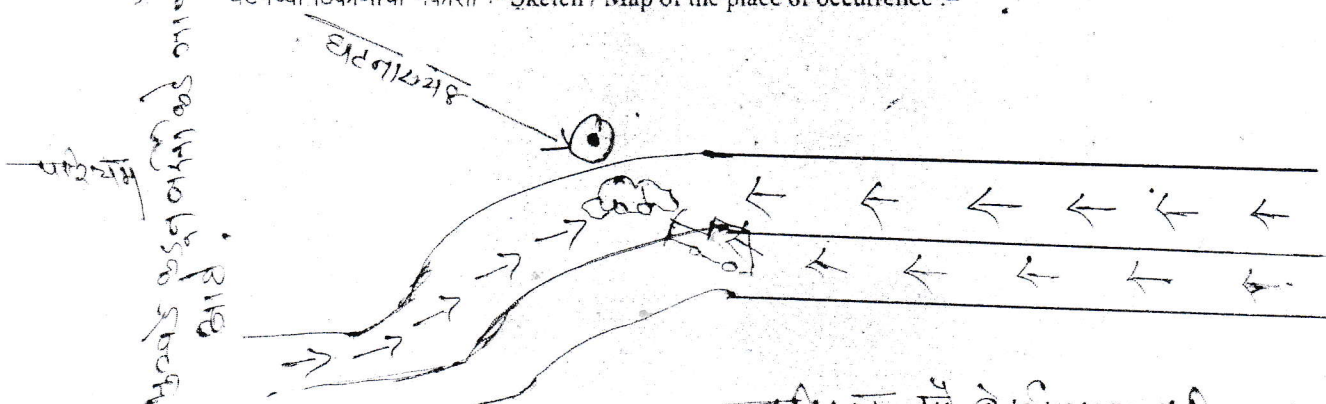
8. घटनेच्या जागेचे वर्णन :-
Description of the place of occurrence.

घटना घडली ती पंचमराज कुमारे, सुखमराज पंचमराज कुमारे यांना घडली आहे. या घटनेत पंचमराज कुमारे यांना संपन्न उपचार करायला येत नाही. घटना घडली ती पंचमराज कुमारे यांना घडली आहे. घटना घडली ती पंचमराज कुमारे यांना घडली आहे.

घटना घडली ती पंचमराज कुमारे यांना घडली आहे. घटना घडली ती पंचमराज कुमारे यांना घडली आहे. घटना घडली ती पंचमराज कुमारे यांना घडली आहे. घटना घडली ती पंचमराज कुमारे यांना घडली आहे.

उत्तर
मौ. बेसी गावाचे शोध शिवाय -

9 घटनेच्या ठिकाणाचा नकाशा :- Sketch / Map of the place of occurrence :-



10. (A) घटनास्थळा फिंगर प्रिंट तज्ञ बोलावले काय / Whether finger print Expert call
 (B) घटनास्थळा डॉग स्कॉट बोलावले काय / Whether Dog scode Expert call
 (C) घटनास्थळाचा नकाशा ड्राफ्ट्समन / आरेखक यांचे कडून काढला काय ?
 Whether the Sketch/Map prepared by draftsman ? होय/नाही नाव
 Yes/No
11. घटनास्थळाचे फोटो घेण्यात आले काय ? असल्यास फोटो ग्राफरचे नाव व पत्ता :- होय/नाही नाव
 Whether Photograph is taken ? If yes, Name & Address of Photographer. Yes/No
12. तपासकामी प्रत्यक्ष पुरावा म्हणून गुन्ह्याच्या जागेवरून मिळविलेल्या/जप्त केलेल्या मालमत्तेचे वर्णन :- (आवश्यकता वाटल्यास काळ कागद जोडावा)
 Description of physical evidence from the scene of crime for the property recovered for the purpose of investigation (Attach sepret sheet if require)

13. घटनास्थळाला भेट दिल्याची/पंचनाम्याची दिनांक व वेळ :-
 Date and time of visit to the place of occurrence :
 दिनांक 02/01/2024 वेळ 09:05 ते 09:40 पर्यंत
 Date Time to

(i) पंचाचे नाव व सही :- देविदास सुरेशा मंगे वय 40 वर्षे वय शेली
 Witness : Name & Sign.
 पत्ता :- 21, सखजरा (कु) मौ. वय 23 697 491
 Address

(ii) पंचाचे नाव व सही :- बाबासाहेब कोडीबा मंगे वय 52 वर्षे लागी प्रव
 Witness : Name & Sign.
 पत्ता :- देविदास शेली 21, सखजरा (कु) मौ 750, 716 85 93
 Address

आरोपीची सही (हजर असल्यास)
 Sign. of accused (if present)

तपासक अंमलदाराची सही
 Signature of Investigation Officer
 नाव : Name पं. रमेश कुमारा
 क्र. पाठपानि काड नं. No. पाठपानि

N.C.R.I
 11-II
 02/01/2024
 09:05
 09:40

JPN (O-127)-9-2008-5,00,000 Bks./4 lvs. -PA4*
S. P., G. D., No. 733/33, dated 16-6-41 and
G.R., H. and L. D. No. 733/33, dated 11-12-47,
vide Surgeon General with the Govt. of Maharashtra, Bombay's
Letter No. FRM/1462/19357/1, dated 4-7-62.]

MLPM no- 01/2021

C. M. 67 e.

0-01/01/2021

Memorandum of a post-mortem examination held at Dr. S.C.A.M.C, Nanded.

Dispensary
Hospital

on the dead body of Panchfulabai Village
Laxman Yemod of City Salgara (Bu)

Taluka Mukhed District Nanded by Dr. R.D. Awasare.
Dr. S.R. Wale.

I. General Particulars -

1. (a) By whom was the corpse sent? NPC - W.K. Kamble, B.no - 2801 PS Nanded Gramin.
- (b) Name of place from which sent. } Casualty,
Dr. S.C.A.M.C, Nanded.
- (c) Distance of place from which sent. }
2. By whom was the corpse brought? } NPC - W.K. Kamble, B.no - 2801 PS Nanded Gramin.
3. By whom identified? }
4. The date, hour and minute of its receipt. } 08:00 Am.
- (a) The date, hour and minute of beginning post-mortem examination } 10:00 Am.
- (b) The date, hour and minute of ending post-mortem examination } 11:00 Am.

01/01/2021.

5. Substance of accompanying Report from Police Officer or Magistrate, together with the date of death if known. Supposedly injured in
As per police inquest and requisition alleged history of vehicular accident on 31/12/2020 at 05:00 hours and brought to Dr. S.C.A.M.C, Nanded and declared dead on 31/12/2020 before 1858

6. If not examined at Dispensary or Hospital-

(a) Name of place where examined.

(b) Distance from Dispensary or Hospital-

(c) Reason why the body was not sent to the Dispensary or Hospital

Not applicable.

ii. External Examination-

7. Sex, apparent age, race or caste. female, 35 years.

Description of clothes and of ornaments on the body.

green orange multicolour blanket, yellow and orange saree, white blouse, red stole, orange peticote, white gamcher, brown underwears, 4 green glass bangles in right hand, red bindi on forehead.

8. Condition of the clothes - Whether wet with water, stained with blood or soiled with vomit or foecal matter.

Dry, intact, handed over to PC on duty

9. Special marks on the skin such as scars, tattooing etc., any malformations peculiarities, or other marks of identification. State of the teeth.

Body identified by PC on duty
Teeth - 16/16, intact.

In newly born infants, the length and (if possible) the weight of the body to be recorded together with the state of the hair, nails and umbilical cord, its length, whether placenta is attached or not, if present.

Not applicable

10. **Condition of body-**

Whether well-nourished, thin or emaciated. warm or acid.

obese, cold.

11. **Rigor Mortis-**Well-marked.

slight or absent; whether present in the whole body or part only.

well marked, present in the whole body

12. Extent and signs of decomposition, presence post-mortem lividity of buttocks, loins, back and thighs or any other part. Whether bullae present and the nature of their contained fluid. Condition of the cuticle.

No signs of decomposition. Postmortem livid present in the posterior aspect of body except on pressure areas, fixed.

13. **Features-** Whether natural or swollen, state of eyes, position of tongue : nature of fluid (if any) oozing from mouth, nostrils of ears.

facial features - natural

Eyes - closed, cornea hazy, pupils dilated.

Mouth - closed.

Tongue inside mouth

No oozing from mouth, nostrils and ears.

14. **Condition of skin-**Marks of blood etc. In suspected drowning the presence or absence of cutis anserina the be noted.

Dry, pale.

10. Injuries to external genitals.
Indication of purging.

No injuries ↓
No purging

16. *Position of limbs*-
Especially of arms and
of fingers in suspected
drowning the presence or
absence of sand or earth
within the nails or on the
skin of hands and feet.

↓
Straight.

17. *Surface wounds and
injuries*-Their nature,
position, dimensions
(measured) and directions to
be accurately stated-their
probable age and causes
to be noted.

If bruises be present what is
the condition of the
subcutaneous tissues ?

(N.B. - (When injuries are
numerous and cannot be
mentioned within the space
available they should be
mentioned on a separate
paper which should be
signed.)

18. Other injuries discovered by
external examination or
palpation as fractures etc.

(a) Can you say definitely
that the injuries shown
against serial Nos. 17
and 18 are ante mortem
injuries ?

① Sutured wound present on right side
of head of length 6.5 cm, 6 sutures
present in situ, margins well approx.
No oozing No gaping.

② Abrasion present on back of left
shoulder of size 5 cm x 2 cm, red
in colour.

③ Abrasion present on right elbow of
size 6 cm x 2 cm, red in colour.

④ Abrasion present on medial aspect
of left arm lower part of size
4 cm x 1.5 cm, red.

⑤ Contusion present on right thigh medial
aspect in an area of size 13 cm x 8 cm,
bluish in colour.

⑥ Contusion present on right leg
upper part medial aspect of size
4 cm x 2 cm, bluish in colour.

⑦ Abrasion present on left leg lower
part medial aspect vertically present
of size 4 cm x 1 cm, red.

① Corresponding to injury no. ③ column
no. ①⑦ fracture of right ulna and
radial bone, fracture margins irregular
infiltrated with blood.

② fracture of body of sternum at
midpart, fracture margins irregular
infiltrated with blood.

Yes, ante mortem

III. Internal Examination-

19. Head-

(i) Injuries under the scalp, their nature.

underscap contusion present on right fronto-temporal region of size 15cm x 12cm, red, Right temporal muscle bruised.

(ii) **Skull**-Vault and base- describe fractures, their sites, dimensions, directions, etc.

No fracture.

(iii) **Brain**-The appearance of its coverings, size, weight and general condition of the organ itself and any abnormality found in its examination to be carefully noted (weight M. 3 grams F. 2.75 grams).

Meninges - Intact

Brain - Diffuse subarachnoid haemorrhage present in right cerebral hemisphere, About 5cm subdural haemorrhage present in posterior cranial fossa.

20. Thorax-

(a) Walls, ribs, cartilages

Right sided 5th, 6th, 7th, 8th, 9th ribs fractured at posterior end, haemorrhage present in surrounding tissue and muscles.

(b) Pleura Intact.

(c) Larynx, Trachea and Bronchi.

Intact, no foreign body

(d) Right Lung

} Intact, pale.

(e) Left Lung

(f) Pericardium Intact

(g) Heart with weight

} Intact, blood and blood clots present.

(h) Large Vessels

(i) Additional remarks.

Nil.

1. Abdomen-

Walls Intact

Peritoneum

Cavity

} About 400 ml blood and blood clots present in peritoneal cavity.

Buccal Cavity, teeth, tongue and Pharynx.

Intact, no foreign body.

Oesophagus Intact

Stomach and its contents

Food particles identified, no abnormal smell perceived, mucosa intact

Small intestine and its contents.

} Intact, partly filled with faeces and gaseous.

Large intestine and its contents.

- Laceration of size 4cm x 0.5cm x 1cm present on lateral surface of right lobe of liver.

Liver (with weight) and gall bladder.

- Another laceration of size 10cm x 1cm x 2cm, present on superior surface of right lobe of liver.

Pancreas and Suprarenals

Intact, pale

Spleen with weight Intact, pale

Kidneys with weight subcapsular pus present in right side of kidney.

Bladder empty

Organs of generations Intact

Additional remarks with where possible, medical officer's deduction from the state of the contents of the stomach as to time of death and last meal.

Nil.

State which viscera (if any) have been retained for chemical examination and

Viscera not preserved

*Spine and Spinal Cord-

Intact, not opened.

Opinion as to the cause of probable cause of death


66 Head injury with blunt trauma to chest and abdomen. JJ

[Signature]

[Dr. S.R. Lokde]

[D-01/01/2021]

Resident
Dept. of Forensic Medicine
Dr. S.C.G.M.C. Vishnupur
Nanded-431 006



[Signature]

[Dr. R.D. Awoyere]

[D-01/01/2021]

Resident
Dept. of Forensic Medicine
Dr. S.C.G.M.C. Vishnupur
Nanded-431 006

Dated 01/01/2021

(Signature)

*This Spinal Cord need not be examined unless there are any indications of disease, Strychnia poisoning or injury.

Note-The report must be written and signed immediately after the examination. Medical Officers will at once despatch a duplicate copy to the Civil Surgeon of their district for record in his office.

It is not to be cut the viscera before they have been inspected in situ.

MLPM No.

200

Place Dispensary
Civil Hospital

Dr. S.C.M.C., Nanded 200

Forwarded to the Police Sub-Inspector

Nanded Ceramin

for information with reference to his No.

of 200

Viscera has been preserved. It may please be stated immediately whether examination by the Chemical Analyser is necessary or it is to be destroyed.

[Signature]

[Dr. S. R. Lakdey

Resident
Dept. of Forensic Medicine
Dr. S.C.G.M.C. Vichampur
Nanded-431008

[Dr. R. D. Arwadare]

Civil Surgeon or M. M. S. Officer

Resident
Dept. of Forensic Medicine
Dr. S.C.G.M.C. Vichampur
Nanded-431008

for information

Copy forwarded with compliments to the Civil Surgeon.

M. M. S. Officer



Seen and examined by the Civil Surgeon,
200

on

Remarks of the Civil Surgeon,

(if any)

SUB DIST. HOSPITAL MUKHER TO MUKHER DISTANDED


MEDICO LEGAL CUM INJURY CERTIFICATE

Name of Patient: Rohidas Mardh Gausde R/O: Baerda Age: 37 sex: M Seal/ Outward No. 6242
 Brought By: Relaxer No. MIC/ of 20.....
 Reference: Date & Time of Exam: 31/12/2020 Dated: 31/12/2020
 Name of the Doctor: Dr. S. S. Debnank Police Station: Mukher
 In Patient / OPD

Marks of Identification No.

- 1.
- 2.

Kinds of Injury	Measurement	Part of Body	Simple/ Givious	Weapon	Age of Injury	Remark
<u>Cirrhysm</u>	<u>3x2</u> <u>cm</u>	<u>on head</u>	<u>Simple</u>	<u>Hard</u> <u>Object</u>	<u>3-4</u>	<u>Best</u>
<u>Drugs</u>	<u>3x4</u> <u>cm</u>	<u>Left</u> <u>Fore arm</u>	<u>Simple</u>	<u>Hard</u> <u>Object</u>	<u>3-4</u>	<u>Best</u>



 Registrar
 Government Hospital Mukher

SUB DIST. HOSPITAL MUKHED TO. MUKHED DIST. NANEED

MEDICO LEGAL CUM INJURY CERTIFICATE

Name of Patient: Shivaji Manda Keshavnagar Age: 46 Sex: M Seal/ Outward No. 6241 of 20
 Brought By: Relatives Bandhagar
 Reference: Dr. S. S. Deshpande Date & Time of Exam: 31/12/2024 Dated: at 4:40 P.M.
 Name of the Doctor: Dr. S. S. Deshpande Police Station: Mukhed
 In Patient / OPD No.

- Marks of Identification No.
1.
 2.

Kinds of Injury	Measurement	Part of Body	Simple/ Givious	Weapon	Age of Injury	Remark
CLW	5x3 cm	Frontal Nasial Abhead	Simple	Hard blunt object	Fresh	 General Surgeon Government Hospital, Mukhed


SUB DIST. HOSPITAL MUKHED TQ. MUKHED DIST. NANDED

MEDICO LEGAL CUM INJURY CERTIFICATE

Name of Patient: Pambas Rungkishkar R/o Jehambale Age 40 Sex MD Seal/ Outward No. 6237 of 20.....
 Brought By: Relatives Date & Time of Exam: 3/12/2020 Dated: 3/12/2020
 Reference: Police Station: Mukhed
 Name of the Doctor: Dr. S. S. Deshpande In Patient / OPD Mukhed

Marks of Identification:

- 1.
- 2.

Kinds of Injury	Measurement	Part of Body	Simple / Grievous	Weapon	Age of Injury	Remark
Pain & Swelling	3x2 cm	Right Shoulder region	Simple	Hard Abrused Object	F-2	 अतिरिक्त अर्थकारिता अतिरिक्त अर्थकारिता

SUB DIST. HOSPITAL MUKHED TO. MUKHED DIST. Nanded

MEDICO LEGAL CUM INJURY CERTIFICATE

Name of Patient: Prabhavara of Lokmer R/o Yashwantrao Age: 12 sex: F Seal/ Outward No. No. MIC/ 6235 of 20

Brought By: Relative Siddhara Date & Time of Exam: 31/12/2020 Dated: 24/1/30/20

Reference: S.S. Dabhmore Police Station: Mukhed

Name of the Doctor: S.S. Dabhmore In Patient / OPD No. No.

Marks of Identification

- 1.
- 2.

Kinds of Injury	Measurement	Part of Body	Simple/ Givious	Weapon	Age of Injury	Remark
<u>RIP & bleeding</u>	<u>bleeding</u>	<u>RR</u>	<u>blunt</u>	<u>abdomen</u>	<u>2 months</u>	

(Signature)
 Special Magistrate
 District Hospital Mukhed

SUB DIST. HOSPITAL MUKHED TQ. MUKHED DIST. NANDED


MEDICO LEGAL CUM INJURY CERTIFICATE

Name of Patient: Bhimrao Bhobangrao Kamble R/o Barambar Age 80 Sex M Seal/ Outward No. 6234 of 20.....
 Brought By: Relative Date & Time of Exam: 31/12/2028 Dated: 31/12/2020
 Reference: Police Station: M. V. S. S. Deshpande
 Name of the Doctor: Dr. S. S. Deshpande In Patient / OPD No.

Marks of Identification

1.

2.

Kinds of Injury	Measurement	Part of Body	Simple / Grievous	Weapon	Age of Injury	Remark
<u>ECU</u>	<u>5x2 cm</u>	<u>Forehead</u> <u>region</u>	<u>Simple</u>	<u>Hand</u> <u>blunt</u> <u>object</u>	<u>35</u>	

Sub-District Hospital Mukhed
 TQ. Mukhed Dist. Nanded