

**FORM COMP AA**  
(sec Rules 253 (c), 254 (c) (iii), 254 (80 255 (1) (iv))  
**REPORT ABOUT THE MOTOR VEHICLES ACCIDENTS**

1	Name of the Police Station	Bhokar dist Nanded
2	CR.NO./TAR No./SDE No.	203/2022 U/s 279,338,304(a) of IPC
3	Date, Time and Place of the accident.	25/05/2022 at 2230 hrs Bhokar to Kinwat road near Singarwadi tq. Bhokar dist. Nanded
4	Name of the Injured / Deceased	Pandurang Madhav Jangwad age 23 year r/o Somthana tq Bhokar dist. Nanded
5	Name of Hospital to Which he/she was removed	Govt. Hospital Nanded
6	Number of vehicles and type of the vehicle	AP 21 TT 9621 Jeep
7	Name and address of the Driver of the vehicle with particulars or Driving License of the said Driver and the address of the Issuing Authority of the said Driving License. The number of Badge in case of Public Service Vehicle and the address of the Issuing Authority of the said Badge.	Santosh Raghunath Bharkad age 27 years r/o Gortha tq.Umari Dist. Nanded  MH 26 20190011989 TRO Nanded
8	Name and Address of the Owner of the vehicle as it stands on the date of the accident.	Raghunath Ganeshrao Bharkad r/o Gortha tq.Umari Dist. Nanded
9	Name and address of the insurance Company with whom the vehicle was insured and the Divisional office of the said insurance Company.	without insurance
10	Number of Insurance Policy / Insurance Certificate and the date of Validity of the insurance Policy / Insurance Certificate.	without insurance
11	Action taken if any and the result there of	An offence has been registered against the accused. After completion of investigation Charge-sheet has been submitted.

Inspector of Police  
Police Station Bhokar  
Dist Nanded (M.S)

I.O. डॉफ्री

N.C.R.B (एन.सी.आर.बी)

I.I.F.-1 (एकीकृत अ-वेबन फॉर्म - 1)

**FIRST INFORMATION REPORT**

(Under Section 154 Cr.P.C.)

प्रथम खबर अहवाल  
(कलम 154 फौजदारी प्रक्रिया संहिता)

1. District (जिल्हा): नांदेड P.S.(ठाणे): भोकर Year (वर्ष): 2022  
FIR No.(प्रथम खबर क्र.): 0203 Date and Time of FIR (प्र. ख. दिनांक आणि वेळ): 08/06/2022 19:02 बजे

2. S.No. (अ.क्र.)	Acts (अधिनियम)	Sections (कलम)
1	भारतीय दंड संहिता 1980	209
2	भारतीय दंड संहिता 1980	390
3	भारतीय दंड संहिता 1980	304-A

3. (a) Occurrence of offence (गुन्हाची घटना):

1. Day(दिवस): बुधवार Date From (दिनांक पासून): 25/05/2022  
Time Period (कालावधी): पहर 8 Date To (दिनांक पर्यंत): 25/05/2022  
Time From (वेळेपासून): 22:30 बजे  
Time To (वेळेपर्यंत): 23:20 बजे

(b) Information received at P.S. (माहिती मिळालेले पोलीस ठाणे):

Date (दिनांक): 08/06/2022 Time (वेळ): 16:30 बजे

(c) General Diary Reference (रोजनामचा संदर्भ)

Entry No. (नोंद क्र.): 036 Date & Time (दिनांक आणि वेळ): 08/06/2022 18:24 बजे

4. Type of Information (माहितीचा प्रकार): लेखी

5. Place of Occurrence (घटनास्थळ):

1.(a) Direction and distance from P.S.(पोलीस ठाण्यापासून दिशा व अंतर): उत्तर, 5 किमी  
Beat No. (बिट क्र.):

(b) Address (पत्ता): शिंगारवाडी ते हिनाप्रतनगर जागारे

(c) In case, outside the limit of this Police Station, then (या पोलीस ठाण्याच्या हद्दीबाहेर असल्यास):

Name of P.S.(पोलीस ठाण्याचे नाव):

District(State) (जिल्हा(राज्य)):

6. Complainant / Informant (तक्रारदार/माहिती देणारा):

(a) Name (नाव): माधव तुकाराम जंगवाड

(b) Father's/Husband's Name(वडील / पतीचे

नाव):  
(c) Date/Year of Birth (जन्म तारीख/वर्ष): 1982

(d) Nationality (राष्ट्रीयत्व): भारत

(e) UID No. (यु.आय.डी. क्र.):

(f) Passport No.(पारपत्र क्र.):

Date of Issue (दिल्याची तारीख):

Place of Issue (दिल्याचे ठिकाण):

(g) Id details (Ration Card, Voter ID Card, Passport, UID No., Driving License, PAN)

ओळखपत्र विवरण (राशन कार्ड, मतदाता कार्ड, पासपोर्ट, यूआईडी सं., ड्राइविंग लाइसेंस, पॅन कार्ड)

S.No.(अ. क्र.) Id Type (ओळखपत्राचा प्रकार)

Id Number (ओळखपत्राचा क्रमांक)

S.No.(अ. क्र.)	Id Type (ओळखपत्राचा प्रकार)	Id Number (ओळखपत्राचा क्रमांक)
1		

## (h) Address (पत्ता):

S.No.(अ. क्र.)	Address Type (पत्त्याचा प्रकार)	Address (पत्ता)
1	वर्तमान पत्ता	रा सोमठाणा ता भोकर जि नांदे, भोकर, नांदेड, महाराष्ट्र, भारत
2	स्थायी पत्ता	रा सोमठाणा ता भोकर जि नांदे, भोकर, नांदेड, महाराष्ट्र, भारत

## (i) Occupation (व्यवसाय):

## (j) Phone number (फोन नं.):

Mobile (मोबाइल नं.): 91-7075048412

## 7. Details of known/suspected/unknown accused with full particulars (माहीत असलेल्या /संशयित/अनोळखी आरोपीचा संपूर्ण पत्ता):

S.No. (अ.क्र.)	Name (नाव)	Alias (उर्फनाव)	Relative's Name (नातेवाईकाचे नाव)	Present Address (वर्तमान पत्ता)
1	संतोष रघुनाथ भरकड			1. रा गोरठा, उमरी, नांदेड, महाराष्ट्र, भारत

## 8. Reasons for delay in reporting by the complainant/informant (तक्रारदार/माहिती देणा-याकडून तक्रार करण्यातील विलंबाची कारणे):

## 9. Particulars of properties of interest (संबंधीत मालमत्तेचा तपशील):

S.No. (अ.क्र.)	Property Category (मालमत्ता वर्ग)	Property Type (मालमत्ता प्रकार)	Description (वर्णन)	Value(In Rs/-) (मुल्य (रु. मध्ये))
----------------	-----------------------------------	---------------------------------	---------------------	------------------------------------

## 10 Total value of property (In Rs/-)-(चोरीस घेतलेल्या मालमत्तेचे एकूण मुल्य (रु. मध्ये)):

## 11 Inquest Report / U.D. case No., if any (इन्क्वेस्ट अहवाल/ अकस्मात मृत्यू प्रकरण क.,जर असल्यास):

S.No. (अ. क्र.) UIDB Number (यु.आय.डी. बी.क्र.)

## 12 First Information contents (प्रथम खबर हकीकत):

जबाब दिनांक 08/06/2022मी, माधव तुकाराम जंगवाड वय40वर्ष व्यवसाय मंजुरी रा. सोमठाणा ता. भोकर जि. नांदेड. फोन7075048412 समक्ष पोलीस स्टेशनला हजर येवुन तक्रारी जबाब लिहून घेण्यास सांगतो की, मी वरील ठिकाणाचा राहणारा असुन मला दोन मुले होते.आम्ही मोल मंजुरी करुन पोट भरतो दिनांक 25-05-2022 रोजी माझ्या बहीणाच्या मुलाचा हकदीचा कार्यक्रम असल्याने माझा मुलगा नाम राजाराम उर्फ पांडुरंग माधव जंगवाडवय23वर्ष हा कार्यक्रमाला सायकाळी सहा वाजण्याच्या सुमारास गेला होता कार्यक्रम करुन मुलगा त्याची मो.सा. MH26-BW6368ने गावी सोमठाणा येत असताना रात्री 10.30वाजण्याच्या सुमारास शिंगारवाडी ते हिमायतनगर जाणा-या हायवे रोडवर शिंगारवाडी शिंगारवाडी शिंवारवाडी प्रकाश आडे यांचे धाव्याजवळ हिमायतनगर कडुन येणारी कुझर जीप क्र. AP21-TT-8619च्या चालकाने त्याच्या ताटब्यातील कार जोरात चालवुन माझ्या मुलगा चालवत असलेल्या मो.सा. MH26BW6368ला जोराची धडक मारुन त्यास गंभीर जखमी केले ते अपघात पाहुन धाबा चालक प्रकाश आडे यांनी मला व आमच्या नातेवाईकाला फोनवरुन माहिती दिल्याने आम्ही घटनास्थळावर गेलो पण तेथील लोकांनी 108अंबुलन्स ला बोलावुन उपचारवागी दवाखान्यात पाठविले. आम्ही सरकारी दवाखाना भोकर येथे येवुन मुलास पाहिले असता मुलाच्या डोक्यास हातास छातीस व इतर ठिकाणी मार लागलेला दिसला तेथुन डॉ.साहेबांनी पुढील उपचार कामी सरकारी दवाखाना विष्णुपुरी नांदेड येथे पाठविले त्याठिकाणी 29/05/2022चे सकाळी 11.00वाजेपर्यंत उपचार केला पण मुलगा राजाराम उर्फ पांडुरंग हा उपचारा दरम्यान दिनांक 29/05/2022चे सकाळी 11.00 वाजता मरण पावला आहे. दिनांक 25/05/2022रोजी माझा मुलगा शिंगारवाडी येथील कार्यक्रम करुन मो.सा.ने घरी परत येत असताना हिमायतनगर कडुन जोरात येणा-या कुझर जीप क्र. AP21-TT-8619च्या चालकाने त्याच्या ताटब्यातील कार जोरात चालवुन माझ्या मुलगा चालवत असलेल्या मो.सा. MH26BW6368ला जोराची धडक मारुन त्यास गंभीर जखमी केले व त्यांचे मरणास कुझर चालक नामे संतोष रघुनाथ भरकड रा. गोरठा हा कारणीभूत झाला आहे. मी माझ्या मुलाच्या सर्व विधी करुन आज रोजी तक्रार देत आहे. तरी त्याच्यावर योग्यती कार्यवाही करावी. माझा जबाब माझे सांगणे प्रमाणे टंकलिखित केला ते मला वाचुन दाखविला बरोबर व खरा आहे. हा जबाब दिला सही

13. Action / Since the above information reveals commission of offence(s) u/s as mentioned at (केलेली कारवाई: बाब क्र. २ मध्ये नमूद केलेल्या कलमान्वये वरील अहवालावरून अपराध घडल्याचे.)

(1) Registered the case and took up the investigation: (प्रकरण नोंदविले आणि तपासाचे काम हाती घेतले): VIKAS SHEKUJI PATIL(I (Inspector)) / POBN62686 or (किंवा)

(2) Directed (Name of I.O.) (तपास अधिका-याचे नाव):

Rank (पद):

No.(क्र.):

to take up the Investigation (ला तपास करण्याचे अधिकार दिले) or (किंवा)

(3) Refused investigation due to (ज्या कारणामुळे तपास करण्यास नकार दिला):

or (ज्या कारणामुळे तपास करण्यास नकार दिला)

(4) Transferred to P.S.(गुन्हा दुसरीकडे पाठविला असल्यास त्या पोलीस ठाण्याचे नाव):

District (जिल्हा):

on point of jurisdiction (को क्षेत्राधिकार के कारण हस्तांतरित) .


F.I.R. read over to the complainant / informant, admitted to be correctly recorded and a copy given to the complainant / informant free of cost. (प्रथम खबर तक्रारदाराला/खबरीला वाचून दाखविली, बरोबर नोंदविली असल्याचे त्याने मान्य केले आणि तक्रारदाराला/खबरीला खबरीची प्रत मोफत दिली.)

R.O.A.C.(आर. ओ .ए .सी.)

14. Signature/Thumb impression of the complainant / informant.(तक्रारदाराची/खबर देणा-याची सही/अंगठा):

साधव

15. Date and time of dispatch to the court (न्यायालयात पाठवल्याची तारीख व वेळ):



Signature of Officer in charge, Police Station (ठाणे प्रभारी अधिका-याची

Name (नाव): VIKAS SHEKUJI PATIL

Rank(पद): I (Inspector)

No.(सं.): POBN62686

# CRIME DETAILS FORM

घटनास्थळ पंचनामा/गुन्ह्याच्या तपशीलाचा नमुना

State महाराष्ट्र Dist नांदेड P.S. भोकर Year 2023 Date 8/6/22  
राज्य महाराष्ट्र जिल्हा नांदेड पोलीस ठाणे पहिली खबर क्र./कार्यवाही क्र. वर्ष दिनांक

Act and Sections : 279, 304, (A), 337 भा. दं. वी.

The Place of Occurrence shown by :  
घटनेचे ठिकाण दाखविण्याचे :  
Name : साहेब जंगवाड Father's/Husband's Name : गुळाशम जंगवाड  
नाव : पित्याचे/पत्नीचे नाव :

Address : मु.पो. सोमठाणा ला. भोकर  
पत्ता :

4. TYPE OF CRIME (All including M.O. Crime) :  
गुन्ह्याचा प्रकार (गुन्ह्याच्या सर्व पध्दतीसह) :

(i) \*Major Head : अपघात (ii) Classification of Major Head :  
प्रधान शीर्ष : प्रधान शीर्षचे वर्गीकरण :

(iii) \*Method(s) :  
पध्दती :

1. हाथगई व निष्काळजीपणे भरबाय वेगात वाहन चालवून समोरून येणारे मो.सा.ला जोराची धडक देऊन मो.सा. चालकाचे मृत्युसं कारणित्मून होणे.

(iv) \*Conveyances used :  
वापरलेली वाहने : क्र. AP21-TT-8619 कडर जिप

(v) \*Character assumed :  
केलले वेषांतर/केलेली बतावणी :

(vi) \*Language/S.Lang. used :  
वापरलेली भाषा/बोली भाषा :

(vii) \*Special Feature-1 :  
विशेष वैशिष्ट्य -१ :

\*Special Feature-2 :  
विशेष वैशिष्ट्य -२ :

\*Special Feature-3 :  
विशेष वैशिष्ट्य -३ :

(viii) Type of Place of Occurrence :  
घटनेच्या ठिकाणचा प्रकार : भोकर ते विमायतनगर रोडवर NH

(ix) Type of Property Involved (4 Types) : (Major head of the property to be filled)  
अंतर्भूत मालमत्तेचे प्रकार : शिशांसाठी विवारात

(१) ..... (२) .....  
(३) ..... (४) .....

5. Particulars of the victims (Attach separate sheet, if required) :  
बर्कीचा तपशील (आवश्यक असल्यास स्वतंत्र कागद जोडावा) :

Sr. No. अ.क्र.	Full Name संपूर्ण नाव	Date/Year Of Birth जन्म तारीख/ वर्ष	Sex लिंग	Nation ality राष्ट्रीयत्व	Religion धर्म	Whether SC/ST जाती/ जमाती	Occupation व्यवसाय	Address पत्ता	Injury: Grievous/ Simple दुखापत गंभीर /साधी	Means साधने/हत्यारे
1	2	3	*4	*5	*6	*7	*8	9	10	11
1)	पांडुरंग माधव जांगवाड	23 वर्ष	भारतीय	हिंदू			शेती	सोमठाना	अपघातात मृत्यु	
2)	दिपाली गंगाबाई कारगीलवाड	27 वर्ष	—	—	—	—	घरकाम		अपघातात जखमी	
3)	विमल कळाराम कातमवाड	30 वर्ष	—	—	—	—			अपघातात जखमी	
4)	वनाशिका संतोष करवाड	24 वर्ष	—	—	—	—			अपघातात जखमी	
5)	गणेश विश्वनाथ वटपलवाड	24 वर्ष	—	—	—	—			अपघातात जखमी	
6)	विमल नारायण गाकीलवाड	45 वर्ष	—	—	—	—			अपघातात जखमी	
7)	शोभाबाई पिराजी गुरलवाड	वय 57 वर्ष							अपघातात जखमी	

6. Motive of Crime :

गुन्ह्याचा हेतु :

हायंगड व निष्कालुजि पणे भरणाव वेगाने वाहन चालवून धडक देऊन मृत्युकारणीयत होणे

7. Details of properties Stolen/Involved : [Use appropriate prescribed form(s) and attach]:  
चोरीच्या/अंतर्भूत मानमत्तेचा तपशील (योग्य नमुना वापरावा व संलग्न जोडावा)

8. Description of the place of occurrence :

घटनेच्या जागेचे वर्णन :

आम्हा पंचास पो. उप. नि. एस. एस. कांबळे ने. पो. स्ट. भोकर यांनी शिंगार वाड शेत शिंदाराल भोकर ने हिमायतनगर राडवर यशवन देवी मंदीर पाटी चे अलीकडे 100 मीटर अंतरावर कोलावून कळवले की, पो. स्ट. भोकर रु. नं. 203/2022 कलम 279, 304(A) भा. द. वी प्रमाणे गुन्हा दाखल झाला असून सदर ठिकाण पियात्रि क्रियादि हा हाजर आहे तो काय सांगता व काय दाखवता त्या प्रमाणे घटनास्थळ पंचनामा करणे आहे. अपण पंच मृत्यू हाजर रहा अस कळवले करून आम्ही पंच हाजर सोला आमचे समझ घटनास्थळ पंचनामा केला ती पहाता खाकील प्रमाणे

सदर घटनास्थळी यातील क्रियादि साहज

Description of the place of occurrence (Continued) :

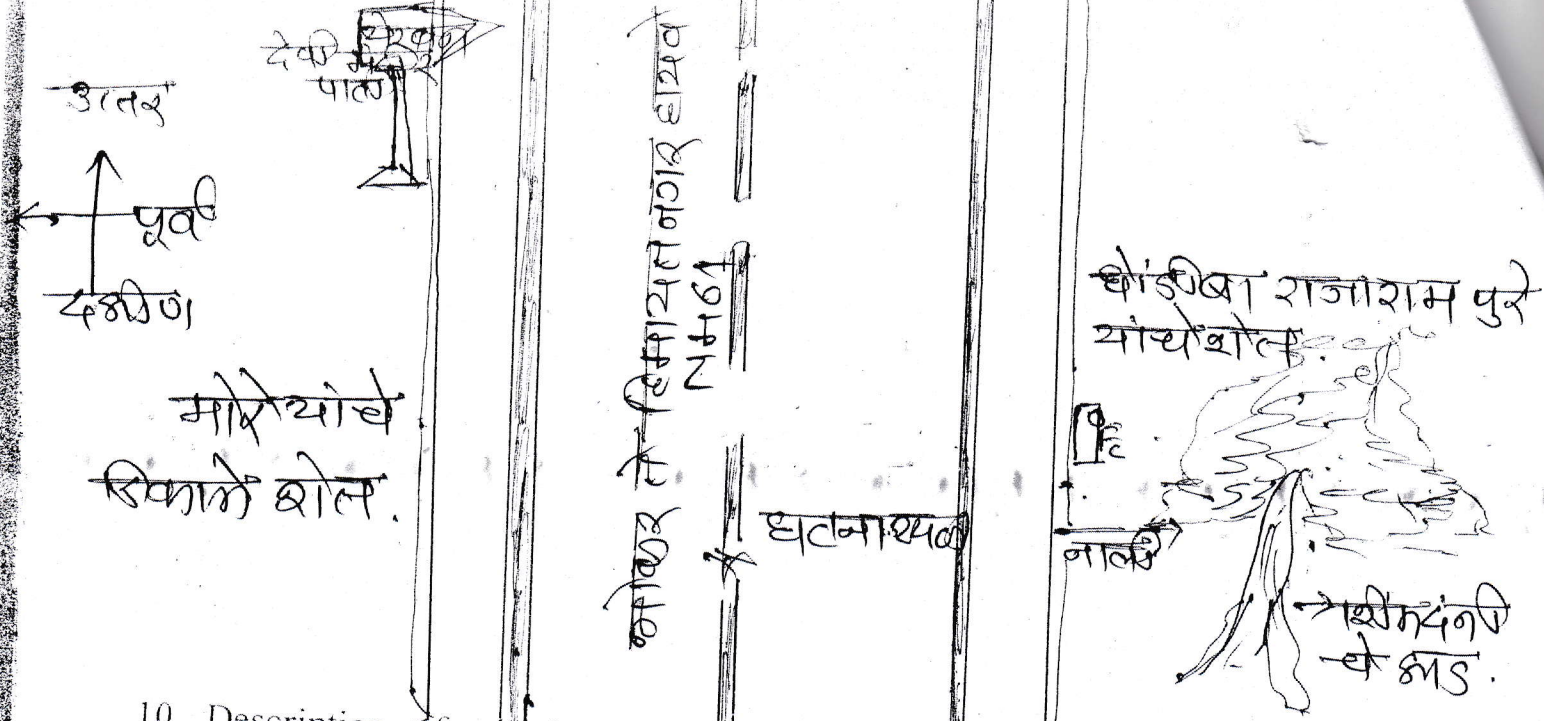
घटनेच्या जागेचे वर्णन (पुढे वाच) :

शंभूशंभू उर्फ पांडुरंग माधव जंगवाल हा, बिगाडवाडी येथील कार्यालय करून त्याच्या मो.सा. क्र. MH 26 BW 6368 ने गावी जाणारा हाथवे रोडवर रात्री 10.30 वा. च. दुसऱ्या बरेबन देवी मंदीर पाठी व पुढास साडे याच्या हातच्या च्या अखेरीस 100 मिटर अंतरावर आला असला, हिमायतनगर कडून येणारी क्र. 21 जिप क्र. AP 21-IT-8619 च्या चालकाने त्याच्या लक्षात जिप जोरत चालवून माझा मुलगा चालवत असलेल्या मो.सा. क्र. MH 26 BW 6368 ला जोराची धडक मारून त्यास गंभीर जखमी केले व त्याचे सज्जास कारणीभूत झाले आहे. सध्या खाड्यात हकीकत सांगून धतनाश्याचे वारवलेले पहाता खालील प्रमाणे

सध्याचे धतनाश्याचे पहाता हे भोकरु ते हिमायतनगर जाणारा हाथवे रोड क्र. MH 61 वर बरेबन देवी मंदीर पाठी व अखेरीस 100 मिटर अंतरावर बिगाडवाडी शिवारात आहे. सध्या रोड हा 30 फूट रुंदीचा सिमेंट च्या आहे. सध्या रोड च्या मध्यभागी व दोन्ही बाजूने पांढऱ्या रंगाच्या पट्या आहेत व रोड च्या मध्यभागी पांढऱ्या पांढऱ्या रंगाची रोड दुभागणाची पट्टी आहे. रोड च्या दोन्ही बाजूला 6 फूट रुंदीचा मुळमान्या भराव लावलेला आहे. रोड च्या पुर्व बाजूला अपघात झाल्या त्या ठिकाणी पाश्चिमी 15 फूट अंतरावर एक शिमड्याचे झाड आहे व सध्या झाड व रोड च्या भराव च्या मध्ये 5 फूट खोलीची रोड समोतर नाली खोदलेली दिसत आहे. सध्या ठिकाणी अपघात झाल्या वाहनाचे काचेचे व प्लास्टिकचे तुकडे पडलेले दिसत आहेत. सध्या रोड हा वरवीच्या असून रस्त्याने वाहतूक चालू आहे. रोड लगत एक लाल रंगाचा सिमेंट च्या पोल असून त्यावर 0.75 मजे लिहलेले आहे. सध्या धतनाश्याची वीरकाडिंग पहाणी करता गुन्ह्या संवधाने काही उपयुक्त वस्तु मिळवून घाली नाही. सध्या धतनाश्याचा Latitude - 19.271528, Longitude - 77.70815 असू आहे.

सध्या धतनाश्याची चतुःसिमा पहाता खालील प्रमाणे पूर्व : बोडवा शंभूशंभू पुर, याचे शेत, पश्चिम : मोर, याचे शेत, दक्षिण : भोकरु कडे जाणारा हाथवे रोड, उत्तर : हिमायतनगर कडे जाणारा सिमेंट रोड आहे. धतनाश्याचे वरील प्रमाणे दिसण्या परीस्थितांचा धतनाश्याचा पंचनामा आम्हा पंचा समझ केला तो खालील प्रमाणे आहे. पंचनामा : या. शुरु करून. वा. संपवाला.

9. Map/नकाशा :



10. Description of physical evidence from the scene of crime for the proper recovered/seized for the purpose of investigation :

तपासकामी प्रत्यक्ष पुरावा म्हणून गुन्हाच्या जागेवरून मिळविलेल्या/जप्त केलेल्या मालमत्तेचे वर्णन :

11. Date and Time of Panchanama

घटनास्थळ पंचनाम्याची दिनांक

9/6/2022

Time

वेळ 10:00 ते 10:30 पर्यंत

12. Name of Panchas

पंचाची नावे :

Signature of Panchas

पंचाच्या सहा :

(१)

Full Address

पत्ता :

१)

*[Signature]*

(२)

Full Address

पत्ता :

(२)

*[Signature]*

Name and Signature of Investigation Officer

तपासीक अमलदाराची सही :

Name

*[Signature]*

नाव :

Rank

एस. एच. कांबळे

Date

दिनांक : 09/6/2022



MLPM No.-540/22  
Date-29/05/2022  
Dispensary  
Hospital

Memorandum of a post-mortem examination held at Dr. S.C.G.M.C. Nanded.

on the dead body of Rajaram alias Pandurang of                      Village Somthana  
Madhav Jangwad                      City

Taluka Bhokar District Nanded by [Dr. G.B. Mishra]  
[Dr. R.S. More]

I. General Particulars-

1. (a) By whom was the corpse sent? NPC W.K. Kamble, B.No.-2801, police station -  
Nanded gramini.

(b) Name of place from which sent.

Dr. S.C.G.M.C. Nanded.

(c) Distance of place from which sent.

2. By whom was the corpse brought?

NPC V.T. Tidke, B.No.-1947, police station -  
Nanded gramini.

3. By whom identified

4. The date, hour and minute of its receipt

29/05/2022 at 02:05 PM.

(a) The date, hour and minute of beginning post-mortem examination

29/05/2022 at 03:00 PM.

(b) The date, hour and minute of Ending post-mortem examination

29/05/2022 at 04:00 PM.

5. Substance of accompanying Report from Police Officer or Magistrate, together with the date of death if known. Supposed cause of death or reason for examination

As per police inquest and requisition letter, on 25/5/22 at around 22:30, history of hit hard by cruiser jeep deceased sustained severe injuries. For treatment purpose first brought at Govt. hospital, Bhokar then referred at Govt. hospital, Vishnupuri, Nanded. Admitted in ward no-39 where died during treatment on 29/05/2022 at 11:00 hours. Supposed cause of death -

death due to severe injuries in accident.

MRD NO - 1220575; Date of admission - 26/05/2022 at 02:23 AM.

Diagnosis - A1H10 RTA with blunt trauma head with left distal radius ulna fracture. <sup>2</sup>

6. If not examined at Dispensary or Hospital-

- (a) Name of place where examined
- (b) Distance of Dispensary or Hospital
- (c) Reason why the body was not sent to the Dispensary or Hospital.

} Not applicable.

## II. External Examination-

7. Sex, apparent age, race or caste

Male, 23 years.

Description of clothes and of ornaments on the body

One black colored jeans pant, white bandage applied over head, one orange colored thread in right hand, one red waist thread, crepe bandage in right inguinal region, slab applied over left upper limb.

8. Condition of the clothes - Whether wet with water, stained with blood or soiled with vomit or foecal matter

Pant dry, intact, handed over to police constable on duty.

9. Special marks on the skin such as Scars, tattooing etc. any malformations peculiarities, or other marks of identification. State of the teeth.

Identified body  
Teeth - intact, 16/16

In newly born infants, the length and (if possible) the weight of the body to be recorded together with the state of the hair, nails and umbilical cord, its length whether placenta is attached or not, if present, its size and condition.

} Not applicable.

10. **Condition of body-** Whether well-nourished, thin or emaciated. warm or cold  
Average built, cold.
11. **Rigor Mortis-** Well-marked, slight or absent; whether present in the whole body or part only.  
Well-marked in jaw, neck. Absent in upper and lower limbs.
12. Extent and signs of decomposition, presence of post-mortem lividity on buttocks, loins, back and thighs or any other part. Whether bullae present and the nature of their contained fluid.  
Condition of the cuticle.  
No signs of decomposition. Postmortem lividity present over posterior aspect of body except pressure areas, not fixed.
13. **Features-** Whether natural or swollen, state of eyes, position of tongue; nature of fluid (if any) oozing from mouth, nostrils or ears.  
Facial features - identifiable  
Eyes - closed, cornea - hazy, Spectacle haematomas present both eye  
mouth - open, tongue - inside mouth.  
No oozing from nostrils, mouth and ears
14. **Condition of skin-** Marks of blood etc. In suspected drowning the presence or absence of cutis anserina to be noted.  
Dry

15. Injuries to external genitals.  
Indication of purging.

↓  
No injuries  
No purging.

16. Position of limbs-

Especially of arms and of fingers in suspected drowning the presence or absence of sand or earth within the nails or on the skin of hands and feet.

↓  
Straight

17. Surface wounds and injuries-

Their nature position, dimensions (measured) and directions to be accurately stated-their probable age and causes to be noted.

If bruises be present what is the condition of the subcutaneous tissues?

(N.B.- (When injuries are numerous and cannot be mentioned within the space available they should be mentioned on a separate paper which should be signed)

18. Other injuries discovered by external examination or palpation as fractures etc.

(a) Can you say definitely that the injuries shown against serial Nos. 17 and 18 are ante mortem injuries.

↓  
Yes, antemortem

→ Fracture of left radius-ulna bone, distal part

- 1) Sutured wound present over left frontoparietal area, of length 9 cm with 7 sutures present in situ, vertical placed, margins well approximated.
- 2) Sutured wound present over right eyebrow, lateral end of length 1 cm with 1 suture present in situ.
- 3) Abrasion present just lateral to right eye, of size 6 cm x 0.4 cm, brown in colour.
- 4) Abrasion present over right shoulder, anterior aspect, of size 6 cm x 2 cm, brown in colour.
- 5) Laceration present over neck on right side, 2 cm below right ear, of size 2.5 cm x 0.5 cm x subcutaneous tissue deep, irregular margins.
- 6) Abrasion present over chest on right side upper part, 7 cm below and medial to right shoulder tip, of size 10 cm x 3 cm, brown in colour.
- 7) Graze abrasion present over right supraclavicular area, lateral side, of size 5 cm x 4 cm, directed medially, downwards, brown in colour.
- 8) Abrasion present over chest on right side, 4 cm medial to right nipple of size 3 cm x 2 cm, brown in colour.
- 9) Abrasions present over knuckles of right hand fingers, of size varying from 0.2 cm x 0.2 cm to 0.5 cm x 0.2 cm, brown in colour.
- 10) Abrasion present over left index finger, dorsal aspect, proximal phalanx, of size 1 cm x 0.5 cm, brown in colour.
- 11) Graze abrasion present over right thigh, anterolateral aspect, upper part, of size 8 cm x 7 cm, directed medially downward, brown in colour.
- 12) Abrasion present over right leg, anterior aspect, lower 1/3rd of size 6 cm x 2 cm, brown in colour.
- 13) Graze abrasion present over left inguinal area, just medial to left anterior superior iliac spine, of size 7 cm x 2 cm, directed medially, downwards, brown in colour.
- 14) Graze abrasion present over left thigh, anteromedial aspect, of size 9 cm x 7 cm, directed medially downward, brown in colour.
- 15) Graze abrasion present over left knee, upper part, of size 8 cm x 3 cm, directed medially downwards, brown in colour.
- 16) Abrasion present over left knee, of size 8 cm x 2 cm, brown in colour.
- 17) Abrasion present over left leg, 8 cm below left knee, of size 5 cm x 3 cm, brown in colour.
- 18) Graze abrasion present over back, upper part, of size 15 cm x 8 cm, horizontally placed, directed medially, brown in colour.
- 19) Therapeutic intravenous injection mark present over right inguinal region, red.

III Internal Examination-

19. Head-

(i) Injuries under the scalp, their nature

- Underscalp contusion present over left frontoparietal area corresponding with injury no. ① mentioned in column no. ①⑦, of size 8cm x 5cm, dark red.  
- Underscalp contusion present over right frontal area of size 4cm x 3cm, dark red.

(ii) Skull- Vault and base- describe fractures, their sites, dimensions, directions, etc.

Skull vault intact.  
Base of skull fractured at middle cranial fossa. Fracture running horizontally from right side to left side through sella turcica. Vertical fracture present in right anterior cranial fossa. Fracture margins irregular, infiltrated with blood. Thrombus present in sagittal and transverse sinus.  
Meninges - intact

(iii) Brain- The appearance of its covering, size, weight and general condition of the organ itself and any abnormality found in its examination to be carefully noted (weight M. 3 grams F. 2.75 grams)

Brain - intact, congested, oedematous, soft.  
Subdural haematoma present over both cerebral hemisphere, 10 grams, dark red. Patchy subarachnoid haemorrhage present over both frontal, both temporal lobes, cerebellum. Contusion present over base of both frontal and temporal lobes. Haemorrhage present in both lateral ventricles.

20. Thorax-

(a) Walls, ribs, cartilages Intact, no fracture.

(b) Pleura Intact, no free fluid.

(c) Larynx, Trachea and Bronchi. Intact, no foreign body.

(d) Right Lung } Intact, oedematous, pus pockets present over both lung surfaces.  
(e) Left Lung }

(f) Pericardium Intact

(g) Heart with weight } Intact, blood and blood clots present.

(h) Large Vessels }

(i) Additional remarks. None.

## 21. Abdomen-

Walls Intact.

Peritoneum } Intact, no free fluid.  
Cavity }

Buccal Cavity, teeth, tongue and Pharynx. Intact, no foreign body.

Oesophagus Intact.

Stomach and its contents Intact, about 450 ml brownish colored fluid present, no abnormal smell perceived, mucosa-intact.

Small intestine and its contents. } Intact, filled with gases and faeces.  
Large intestine and its contents. }

Liver (with weight) and gall bladder. Intact, congested.

Pancreas and Suprarenals Intact, congested.

Spleen with weight Intact, congested, subcapsular pus pockets present.

Kidneys with weight Intact, congested.

Bladder Intact, empty.

Organs of generations Intact.

Additional remarks with where possible, medical officer's deduction from the state of the contents of the stomach as to time of death and last meal. Not commentable.


State which viscera (if any) have been retained for chemical examination and also quote the numbers on the bottles containing the same. Viscera not preserved.


Brain and Spinal Cord-

Intact, not opened.

Conclusion as to the cause  
of death

“ Head injury ”

  
[Dr. R.S. More]  
29/05/2022  
Resident Doctor  
Dept. Of Forensic Medicine  
Dr.S.C.Govt.Medical College.  
Vishnupuri, Nanded-431606

  
[Dr. G.B. Mishra]  
29/05/2022  
Resident Doctor  
Dept. Of Forensic Medicine  
Dr.S.C.Govt.Medical College.  
Vishnupuri, Nanded-431606

1/05/2022

(Signature)

The Spinal Cord need not be examined unless there are any indications of disease, Strychnia or injury.

The report must be written and signed immediately after the examination. Medical officers will at once dispatch a duplicate copy to the Civil Surgeon of their district for record in his office.

MLD No. - 540/22 Date - 29/05/2022

Place Dispensary Dr. S.C.G.M.C. Nanded. 20  
Civil Hospital

forwarded to the Police Sub-inspector, police station, Nanded gramim.

for information with reference to his No. RMLC/ABS/6956/2022 of 29/05/2022.

\* 2. Viscera has been preserved. It may please be stated **Immediately** whether examination by the Chemical Analyser is necessary or it is to be destroyed.

*Rui*  
[Dr. R. S. More]  
29/05/2022  
Resident Doctor  
Dept. Of Forensic Medicine  
Dr. S.C. Govt. Medical College.  
Vishnupuri, Nanded - 431806

*A*  
[Dr. G. B. Mishra]  
29/05/2022  
Civil Surgeon or M. S. Officer  
Resident Doctor  
Dept. Of Forensic Medicine  
Dr. S.C. Govt. Medical College.  
Vishnupuri, Nanded - 431806

Copy forwarded with compliments to the Civil Surgeon.

for information



M. S. Officer

Seen and examined by the Civil Surgeon,  
20

on

Remarks of the Civil Surgeon, (if any)

Civil Surgeon



# MEDICO LEGAL CERTIFICATE

To,

THE POLICE INSPECTOR

Tq. BHOBAR Dist. HANDED.

Name of Injured Kareead Vanshika Santosh

Identification Marks Mole over left cheek and right elbow joint.


Age: 15 Sex: F

No. RBR/2205/84

Dated 30/06/2022

Sr. No.	Name of injury	Site & Part of body on which injury inflicted	Size-shape & Margine & direction	Age	Type of weapon used	Nature of Injured	REMARK
1	Sutured wound over forehead upto	Upper Eyelid	12 cm	-	-	-	-
2.	CT Scan Brain + face - Displaced fracture of Right zygomatic arch, lateral wall of orbit and Right maxillary sinus wall Fract Hard Ground Serious						

15/7/2022  
K

  
**YASHOSAI HOSPITAL**  
Neurosurgical & Trauma Care Centre  
Vaidya Mandala, A-11, 11th St. S. I.

## MEDICO - LEGAL CERTIFICATE

L.C. NO.: 60B/000/22 DATE: 27/5/22 CERTIFICATE NO.: 40 DATE: 18/7/22

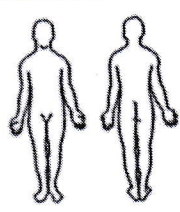
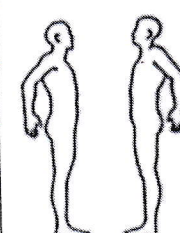
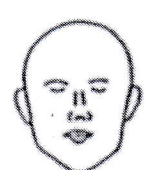
GOVT. ID: \_\_\_\_\_ Name & Address: Deepali Gangadhar Kargimale  
 INDOOR / O.P.D.No.: 428/22 At Sawargaoan, Ta. Bhokar, Dist.  
 Examination Date 27/5/22 Time 1.55 am/pm Nanded. Age: 17 yrs Sex: M  / F


Brought / referred by (Name & Address):  
 By Relatives.  
 GOVT. ID: \_\_\_\_\_ Identification Marks / L.H.T.I. of the Patient  
 Mole on (L) cheek  
 Relationship: \_\_\_\_\_ Sign: \_\_\_\_\_ Time brought in: \_\_\_\_\_ am/pm

ACCIDENT / ASSAULT DETAILS - DATE: 25/5/2022 • TIME: 9:30 to 10 AM/PM

Condition on Arrival: G/C mod. / conscious, oriented (afeb)  
 Severe pain in (L) wrist.

Details of Injuries/Clinical Features (Nature, Exact Situation, Dimension, Fresh/Healing, Cause of Injury, Age of Injury)

Details of Injuries/Clinical Features	Site of Injury
Alleged H/O RTA causing -	
Fracture lower end radius (L) ± CW over forehead.	
Greivous injury.	
Age of Injury: Within 24 hrs.	
Cause of Injury: Alleged H/O RTA causing injury by hard & stony object.	
	

Name of the Institution 	Signature of M.O. <i>Umesh</i>
	Name of M.O. Dr. Umesh Deshpande
	Designation Consultant Reg.No. 070691 <small>Orthopaedic Surgeon</small>

Received : Certificate No.:	Dated : 1 / 1
P.S.I./Constable's Name: Pramod Jondhale	Buckle No. 2464 Signature <i>PS</i>
Police Station: PS Bhokar	Date 21/07/22 Time 11:00 AM/PM-

TO BE PRESERVED FOREVER

# MEDICO - LEGAL CERTIFICATE

DATE: 18/7/22

M.L.C. NO.: 60A/UDD/22 DATE: 27/05/22

CERTIFICATE NO.: 39

GOVT. ID: 2

Name & Address:

Vimal Baliyam Kayatmwad

INDOOR / O.P.D.No.: 427/22

At Kharbi, Ta. Bhokar, Dist.

Examination Date 27/5/22 Time 1:55 am/pm

Nanded.

Age: 34 yrs

Sex: M  / F

Brought / referred by (Name & Address):

By relatives.

Identification Marks / L.H.T.I. of the Patient

mole on (L) eyebrow.

GOVT. ID:

Sign:

Time brought in: am/pm

Relationship:

ACCIDENT / ASSAULT DETAILS - DATE: 25/05/2022 • TIME: 9:30 to 10 AM/PM

Condition on Arrival: GIC mod. unconscious / oriented / Able. Swelling & pain in (R) forearm.

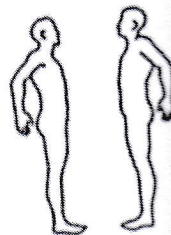
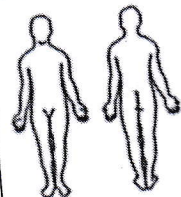
Details of Injuries/Clinical Features (Nature, Exact Situation, Dimension, Fresh/Healing, Cause of Injury, Age of Injury)

Alleged H/O RTA causing

Fracture radius ulna (R) & avulsion injury over scalp.

- Grievous injury.

Site of Injury



Age of Injury: Within 24 hrs.

Cause of Injury: Alleged H/O RTA & injury by hard & stony object.

Name of the Institution



Signature of M.O.

Name of M.O.

Dr. Umesh Deshpande

Designation

Consultant Reg. No. 07069

Dated: / /

Received: Certificate No.:

P.S.I./Constable's Name:

Pragrod Jondhale

Buckle No.

2464

Signature

Pragrod

Police Station

P.S. Bhokar

Date 21/7/22

Time 11.00 AM/PM

TO BE PRESERVED FOREVER

# MEDICO - LEGAL CERTIFICATE

DATE: 17/7/22

L.C. NO.: 61A/DLP/22 DATE: 27/5/22

CERTIFICATE NO.: 42

GOVT. ID :

Name & Address:

Shobhabai Piraji Gula,  
At Zhou, Tq. Mudhol, Dist.  
Nirmal.

INDOOR / O.P.D.No.: 424/22

Age: 34 yrs Sex: M  / F

Examination Date: 27/5/22 Time: 1.10 am/pm

Identification Marks / L.H.T.I. of the Patient

Mole on (L) shoulder

Brought / referred by (Name & Address):

By relatives

GOVT. ID :

Relationship :

Sign :

Time brought in: am/pm

TIME: 10 AM/PM

## ACCIDENT / ASSAULT DETAILS - DATE: 25/05/2022

Condition on Arrival: GIC mod. / conscious / oriented / Able.  
Severe pain in (L) wrist & eyebrow

## Details of Injuries/Clinical Features

(Nature, Exact Situation, Dimension, Fresh/Healing, Cause of Injury, Age of Injury)

Alleged H/O RTA causing


fracture lower end radius (L)  
CLW over (L) eyebrow.

- Greivous injury

Age of Injury: Within 24 hrs.

Cause of Injury: Alleged H/O RTA causing injury by hard & stony object

Name of the Institution



Signature of M.O.

Name of M.O. Dr. Devendra Paliw

Designation

Consultant Orthopaedic Surgeon

Dated: / /

Received: Certificate No.:

P.S.I./Constable's Name: Prasad Joochhal

Buckle No. 2464

Date 21/7/22

Signature

Police Station

PS Bhokar

TO BE PRESERVED FOREVER

# MEDICO - LEGAL CERTIFICATE

C. NO.: 60 C/UDD/22 DATE: 27/5/22 CERTIFICATE NO.: 41 DATE: 27/5/22

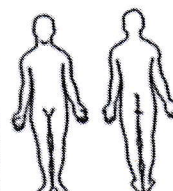
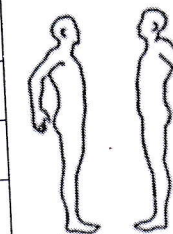

GOVT. ID: \_\_\_\_\_ Name & Address: **Govind Gangadhar**  
**Kargilwad, At Sawargaon, Ta**  
**Bhokar, Dist. Nanded** Age: 24 yrs Sex: M  / F

INDOOR / O.P.D. No.: 15  
 Examination Date: 27/5/22 Time: 1:55 am/pm  
 Brought / referred by (Name & Address):  
**By Relatives**  
 Identification Marks / L.H.T.I. of the Patient:  
**mole on (Rt) Hand**

GOVT. ID: \_\_\_\_\_  
 Relationship: \_\_\_\_\_ Sign: \_\_\_\_\_ Time brought in: \_\_\_\_\_ am/pm

ACCIDENT / ASSAULT DETAILS - DATE: 25/5/22 • TIME: 9:30 to 10 AM/PM  
 Condition on Arrival: g/c mod. (conscious / oriented) (A/leg)  
**pain in (L) shoulder.**

Details of Injuries/Clinical Features (Nature, Exact Situation, Dimension, Fresh/Healing, Cause of Injury, Age of Injury)

Details of Injuries/Clinical Features	Site of Injury
Alleged H/O RTA causing	
contusion (L) shoulder & CLW over (L) eyebrow.	
Simple injury	
Age of Injury: Within 24 hrs.	
Cause of Injury: Alleged H/O RTA causing injury by hand & stony object.	

Name of the Institution: \_\_\_\_\_  
 Signature of M.O.: **Umesh Deshpande**  
 Name of M.O.: **Dr. Umesh Deshpande**  
 Designation: **Consultant** Reg. No. 070691

Received: Certificate No.: \_\_\_\_\_ Dated: 1/1/\_\_\_\_\_  
 P.S.I./Constable's Name: **Prasad Jondhale** Buckle No. 2464 Signature: **Prasad**  
 Police Station: **PS Bhokar** Date: 2/1/22 Time: 11 AM/PM

**TO BE PRESERVED FOREVER**

# MEDICO - LEGAL CERTIFICATE

DATE: 18/7/22

M.L.G. NO.: 618/DLP/22 DATE: 27/5/22 CERTIFICATE NO.: 01

GOVT. ID:

Name & Address:

Avantika Piraji Gurla,

INDOOR/O.P.D.No.: 423/22

At Zhasi, Tq. Mudhol, At

Examination Date: 27/5/22 Time: 1.05 am/pm

Nirmal.

Age: 11 yrs Sex: M  / F

Identification Marks / L.H.T.I. of the Patient

Brought / referred by (Name & Address):

By relatives

mole on forehead

GOVT. ID:

Relationship:

Sign:

Time brought in: am/pm

TIME: 10 PM AM/PM

ACCIDENT / ASSAULT DETAILS - DATE: 25/5/22

Condition on Arrival: g/c mod, conscious, oriented, Able  
Pain in back.


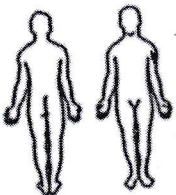
Details of Injuries/Clinical Features (Nature, Exact Situation, Dimension, Fresh/Healing, Cause of Injury, Age of Injury)

Site of Injury

Alleged H/O RTA causing

contusion LS spine.

Simple injury.



Age of Injury: Within 24 hrs.

Cause of Injury: Alleged H/O RTA causing injury  
by hard & stony object.

Name of the Institution



Signature of M.O.

Name of M.O.

Dr. Devendra Paliu

Designation

Reg. No. 25664  
Consultant Orthopaedic Surgeon

Received: Certificate No.:

Dated: / /

P.S.I./Constable's Name: Prasad Jondhale

Buckle No. 2469

Signature

Prasad

Police Station

PS Bhokar

Date 21/7/22

Time 11

AM/PM

TO BE PRESERVED FOREVER