

FORM COMP AA

(sec Rules 253 (c)] 254 (c) (iii), 254 (80 255 (1) (iv))

REPORT ABOUT THE MOTOR VEHICLES ACCIDENTS

1	Name of the Police Station	Ramtirth
2	CR.NO./TAR No./SDE No.	46/2018 U/s 279, 338,304(A) IPC
3	Date, Time and Place of the accident.	29/03/2018 at 20.00 hrs. Dgloor to Narsi road Bijur Fata
4	Name of the Injured / Deceased	Nagnath Dashrath Bholwar age 35 year R/o. Ajani Tq. Biloli Dist. Nandd
5	Name of Hospital to Which he/she was removed	Govt. Hospital Naigaon
6	Number of vehicles and type of the vehicle	AP-25- AN 8629 Motor cycle
7	Name and address of the Driver of the vehicle with particulars or Driving License of the said Driver and the address of the Issuing Authority of the said Driving License. The number of Badge in case of Public Service Vehicle and the address of the Issuing Authority of the said Badge.	Nagnath Ishwarappa Nlawar R/o. Hangarga Tq. Jukkal ?Dist. Nizamabad AP-02- 514362009 R.T.O. Nizamabad
8	Name and Address of the Owner of the vehicle as it stands on the date of the accident.	Andewar Gensh Chinnanna R/o. Shriram nagar Bichkunda
9	Name and address* of the insurance Company with whom the vehicle was insured and the Divisional office of the said insurance Company.	The New India Insuranc Company limited Nizamabad
10	Number of Insurance Policy/Insurance Certificate and the date of Validity of the insurance Policy/Insurance Certificate.	61060031170100005534 21/03/2019
11	Action taken if any and the result there of	An offence has been registered against the accused. After completion of investigation Charge-sheet has been submitted.

Inspector of Police
Police Station Ramtirth

FIRST INFORMATION REPORT

(Under Section 154 Cr.P.C.)
प्रथम खबर अहवाल
(कलम १५४ फौजदारी प्रक्रिया संहिता)

1. District (जिल्हा) माडेड P.S.(ठाणे): रामतीर्थ Year (वर्ष): 2018
FIR No.(प्रथम खबर) 0046 Date and Time of FIR (प्र. ख. दिनांक आणि वेळ): 10/04/2018 15:09 बजे

S.No. (अ.क्र.)	Acts (अधिनियम)	Sections (कलम)
1	भारतीय दंड संहिता १८६०	279
2	भारतीय दंड संहिता १८६०	304-A
3	भारतीय दंड संहिता १८६०	337
4	भारतीय दंड संहिता १८६०	338

3. (a) Occurrence of offence (गुन्हाची घटना):
1. Day गुरुवार Date From (दिनांक) 29/03/2018 Date To (दिनांक पर्यंत): 29/03/2018
Time Period (कालावधी): पहर 7 Time From 20:00 बजे Time To (वेळेपर्यंत): 20:10 बजे
(b) Information received at P.S. (माहिती मिळालेले Date (दिनांक): 29/03/2018 Time (वेळ): 22:00 बजे
(c) General Diary Reference (रोजनामचा Entry No. (नोंद क्र.): 018 Date & Time (दिनांक आणि वेळ): 10/04/2018 14:44 बजे

4. Type of Information (माहितीचा प्रकार): Oral

5. Place of Occurrence (घटनास्थळ):

1. (a) Direction and distance from P.S.(पोलीस ठाण्यापासून दिशाउत्तर, 03 किमी Beat No. (बिट क्र.):
(b) Address (पत्ता) नरसी ते देगलुर रोडवर, बिजुर शिवार, बिजुर, बिलोली

(c) In case, outside the limit of this Police Station, then (या पोलीस ठाण्याच्या हद्दीबाहेर
Name of P.S.(पोलीस ठाण्याचे District(State) (जिल्हा)

6. Complainant / Informant (तक्रारदार/माहिती देणारा):

(a) Name (नाव): मारोती सैदाबोई अमतवार.
(b) Father's/Husband's Name (वडील / पती का नाव):
(c) Date/Year of Birth (जन्म तारीख/वर्ष): 1994 (d) Nationality (राष्ट्रीयत्व): भारत
(e) UID No. (यु.आय.डी).
(f) Passport No.(पारपत्र क्र.): Date of Issue (अदा केल्याची
Place of Issue (अदा केल्याची ठिकाण):

(g) Id details (Ration Card, Voter ID Card, Passport, UID No., Driving

S.No.(अ.क्र.)	Id Type (ओळखपत्राचा प्रकार)	Id Number (ओळखपत्राचा क्रमांक)
1		

(h) Address (पत्ता):

S.No.(अ.क्र.)	Address Type (पत्त्याचा प्रकार)	Address (पत्ता)
1	वर्तमान पत्ता	लच्छन, मदनुर, MADNOOR, NIZAMABAD, तेलंगाना, भारत
2	स्थायी पत्ता	लच्छन, मदनुर, MADNOOR, NIZAMABAD, तेलंगाना, भारत

(i) Occupation (व्यवसाय):

(j) Phone number (फोन नं.): Mobile (मोबाइल नं.): 91-9502206048

7. Details of known/suspected/unknown accused with full particulars (माहीत असलेल्या /संशयित/अनोळखी आरोपीचा संपूर्ण पत्ता):

S.No.(अ.)	Name (नाव)	Alias (उर्फनाव)	Relative's Name (नातेवाईकाचे	Present Address (वर्तमान पत्ता)
1	AP 25 AN 8629 चा चालक			1. निजामाबाद, निजामाबाद, NIZAMABAD, तेलंगाना, भारत

घटनास्थळ पंचनामा/गुन्हाच्या तपशिलाचा नमुना
CRIME DETAILS FORM

1. राज्य महाराष्ट्र जिल्हा गोंदेड पोलीस ठाणे राजोली वर्ष 2018 पहिली खबर क्र./कार्यवाही क्र. स्टेशनरी 28/18 दिनांक 29.3.18
State महाराष्ट्र District गोंदेड P.Stn. राजोली Year 2018 FIR No. स्टेशनरी 28/18 Date 29.3.18

2. अधिनियम व कलमे
Acts and Sections

3. घटनेचे ठिकाण दाखविणाऱ्याचे नाव पत्ता :-
Place of occurrence shown by:
नाम शिवजी गोडवार पिता/पतीचे नाव दरारथ गोडवार
Name शिवजी गोडवार Father's/Husband's Name दरारथ गोडवार
पत्ता :- घर नं. माल्लो रस्त्याचे नाव जवळचे प्रसिध्द ठिकाण
Address / House No. Ward Name of Road Nearest identifiable place
गाव कळकी पोस्ट कळकी तालुका बिमोली जिल्हा गोंदेड राज्य महाराष्ट्र
Village कळकी Post कळकी Taluka बिमोली Dist गोंदेड State महाराष्ट्र

घटनास्थळ पत्ता :- पत्ता :- घर नं. माल्लो रस्त्याचे नाव देगाण-करमी रोडवर बिघूर जवळचे प्रसिध्द ठिकाण शिवा
Address House No. Ward Name of Road देगाण-करमी रोडवर बिघूर Nearest identifiable place शिवा
गाव बिघूर (शिवा) पोस्ट तालुका बिमोली जिल्हा गोंदेड राज्य महाराष्ट्र
Village बिघूर (शिवा) Post P.Stn. राजोली Taluka बिमोली Dist गोंदेड State महाराष्ट्र

4. गुन्हाचा प्रकार (गुन्हाच्या सर्व पध्दतीसह)
Type of crime :

(i) ह.वा. मृत्यू (गुन्हाचे मुख्य शिर्ष/मथळा) / Crime Major Head ह.वा. मृत्यू (गुन्हाचे मुख्य शिर्षचे वर्गीकरण (गंण शिर्ष/मथळा) / Crime Minor Head
(iii) डोलीगिरी करण वारण चामळे त्याचे गांधारीपण (१)
Method(s) (२) वारण भरबाप वेगान हयगडे व गिद्धाणी पणाने चामळे
(३) मथामस हाडणे त्याचे करणस डोलीगिरी करण काहे
(iv) (Conveyances) used
(v) Character assumed
(vi) Language / Dialect used
(vii)

(viii) देगाण-करमी रोडवर बिघूर शिवराज भाकराव खेडगर
Address of occurrence याचे शेगाव
नाम पिता/पतीचे नाव रस्त्याचे नाव देगाण-करमी रोडवर जवळचे प्रसिध्द ठिकाण
Name Father's/Husband's Name Name of Road देगाण-करमी रोडवर Nearest identifiable place
बिघूर शिवा तालुका बिमोली जिल्हा गोंदेड राज्य महाराष्ट्र
Village बिघूर शिवा Post Taluka बिमोली Dist गोंदेड State महाराष्ट्र

(ix) (Major head of the property to be filled):
1) 2)
3) 4)
5) 6)

घटनेच्या जागेचे वर्णन :- (पुढे चालू)

Description of the place of occurrence. (Contd.)

पहला खाकीक प्रमाण.

सहस्र एकाकाळ हे देगावूर-कस्बी जाणारे डोंबरी हाथे रोडवर विघ्न विप्राण आकाराचे कळोराप वंडर याचे आकाराचे असून सहस्रा डोंबरी रोड व डोंबरी २४ फुट रीतीचा असून रोडचे महाद्वारा पाह्या रंगाचे पट (मार्क) दिसून आले. डोंबरी रोडचे पश्चिमेक कोठ्यासुद्धी वेदक ५ फुट अंतरावर खाकीक मध्य कागदाच्या स्वरुप संधार सध्या प्रकृतताण स्थितीत असून मध्याचे पायपुर्वक उदक पश्चिमेक आहे. मध्याचे पाया पासुद्धी पुर्वक ७ फुट अंतरावर डोंबरी रोडवर सध्या पश्चिमेक दिसून आहे. मध्याचे पुढ्यापासुद्धी दक्षिणेक डोंबरी २० फुट अंतरावर डोंबरी रोडवर सध्या पश्चिमेक दिसून आहे. रोडवर जाणोजीगी रीती पश्चिमेक दिसून आहे. एकाकाळी मध्याचे वायव्येक पायपुर्वक पुढे पश्चिमेक दिसून आले. मध्याचे वायव्येक एक पिशवी असून त्याम सवळ, छोट पायक, पाय, कोमक, दिसून आहे. बाहेर पिशवी ही मध्यापुर्वक असून मध्याचे वायव्येक वायव्येक दारुकास्पृश्या पंचाकामस बायकोचे पायणी केलेली कवाण दारुकास्पृश्या सध्या उभ्या व दारुकास्पृश्या पुढे या पश्चिमेक दोरी मिश्याच्या कवाळ रुद्धा असून मध्या बाहेर दारुकास्पृश्या यादुःखिता पहिला खाकीक प्रमाण.

- पुर्व - उर्वरित देगावूर कस्बी रोड व पश्चिमेक आकाराचे कागोराप वंडर याचे शीत
- पश्चिम - कळोराप रोड मध्या याचे शीत
- दक्षिण - देगावूर जाणाय डोंबरी रोड
- उत्तर - रोड जाणाय डोंबरी रोड

सहस्रा एकाकाळ पंचाकाम वेंचिचे व पोलीस ठिपचे मांडिचे उज्याक वरु पंचाकामस केला. ही त्यांज वायव्येक दारुकास्पृश्या पंचाकाम वरोवर असून त्याची खाकीक पंचाकाम त्यावट राह्या केलेली आहेत.

पंचाच्या सहा. Sign. of Panchas:- 1) Shankar 2) अश्वर तपासीक अंम.ची सही. Sign of I.O. [Signature]

Memorandum of a post-mortem examination held at Rural hospital Naigaon
Dispensary
Hospital
on the dead body of Nagnath Dashrath Village Ajani Tq. Biloli
Bheinar of City
Taluka Biloli, District Nanded, by Dr. S.W. Panzade

I. General Particulars—

1. (a) By whom was the corpse sent? Police station, Ramtiath Tq. Biloli
- (b) Name of place from which sent. Bijur shivan
- (c) Distance of place from which sent. ≈ 15 km
2. By whom was the corpse brought? PHC | 1800 | kendse
3. By whom identified? Shivanji Dashrath Bheinar
4. The date, hour and minute of its receipt. 30/3/2018 at 8.00 Am
- (a) The date, hour and minute of beginning post-mortem examination. 30/3/2018 at 8.15 Am
- (b) The date, hour and minute of ending post-mortem examination. 30/3/2018 at 9.15 Am
5. Substance of accompanying Report from Police Officer or Magistrate, together with the date of death if known. Supposed cause of death or reason, for examination. As per inquest

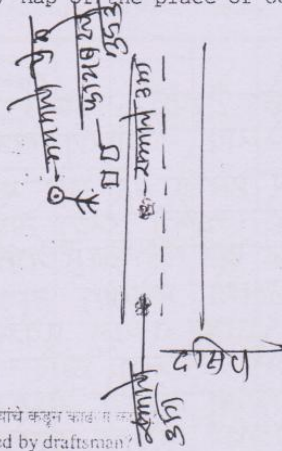
उत्तर

--- : 4/4 : ---

N.C.R.B.
I.I.F.-II

9. घटनेच्या ठिकाणाचा नकाशा :- Sketch/ Map of the place of occurrence :-

पश्चिम



ए

10. घटनास्थळाच्या नकाशाची तयारी घटकाने किंवा आरेखक यांचे कडून काढली आहे का?
 Whether the Sketch/Map prepared by draftsman? हा/काही नाव -----
 Yes/No
11. घटनास्थळाचे फोटो घेण्यात आले काय? असल्यास फोटो घेणाऱ्याचे नाव व पत्ता :-
 Whether Photograph is taken? If yes, Name & Address of Photographer हा/काही नाव -----
 Yes/No
12. नगण्यतेची प्रत्यक्ष पुरावा म्हणून घटनास्थळाच्या जागेवरून मिळालेल्या वस्तू / जप्त केलेल्या साक्ष्यसामग्रीचे वर्णन :- (आवश्यकतेनुसार वेगळे वेगळे पत्रे जोडावे)
 Description of physical evidence from the scene of crime for the property recovered/seized for the purpose of investigation. (Attach sepret sheet if require)

13. घटनास्थळाच्या ठिकाणावर पोहोचण्याची दिनांक व वेळ
 Date and Time of visit to the place of occurrence
 दिनांक : 29/3/2018 वेळ : 22.10 - 23.10

(i) पंचाचे नाव - शिवराज देगावराव हांडे वय
 Witness Name & Sign
 41 पंच देगावराव हांडे रा. देगाव
 Address
 गा. वि. नं. 301111697

(ii) पंचाचे नाव - बळीराम सेनाजी रोडे वय 45 वर्षे
 Witness Name & Sign
 41 पंच देगावराव हांडे रा. देगाव गा. का. देगाव
 Address
 388176 9992

Handwritten signature

Handwritten signature

घटनेसहभागी असलेल्या व्यक्तीचे स्वाक्षरी
 Sign of accused (if present)

ठिकाण : Place - देगावराव रोड वर शिवराज
 दिनांक : Date : 29/3/18 शिवराज

Signature of Investigating Officer
 Name: शिवराज देगावराव
 पद: Rank: पो. नं.: 1800
 पो. नं.: 1800

10. **Condition of body**—
Whether well-nourished, thin
or emaciated, warm or cold.

³
thin built; cold.

11. **Rigor Mortis**—Well-marked,
slight or absent; whether
present in the whole body or
part only.

Rigor mortis well developed all
over body

12. Extent and signs of decom-
position, presence post-
mortem lividity of buttocks,
loins, back and thighs or any
other part. Whether bullae
present and the nature of
their contained fluid.
Condition of the cuticle.

No signs of decomposition

13. **Features**—Whether natural
or swollen, state of eyes,
position of tongue: nature of
fluid (if any) oozing from
mouth, nostrils or ears.

eyes open, tongue inside mouth,
no oozing from nose & ears

14. **Condition of skin**—Marks
of blood etc. In suspected
drowning the presence or
absence of cutis anserina
to be noted.

NAD

6. If not examined at Dispensary or Hospital—

(a) Name of place where examined.

(b) Distance from Dispensary or Hospital—

(c) Reason why the body was not sent to the Dispensary or Hospital.

NAD

II. External Examination—

7. Sex, apparent age, race or caste.

Male, 30yrs, Hindu

Description of clothes and of ornaments on the body.

Cream white full sleeves shirt. Gray black pant, red waistthread

8. Condition of the clothes— Whether wet with water, stained with blood or soiled with vomit or foecal matter.

Clothes stained with blood

9. Special marks on the skin such as scars, tattooing etc., any malformations peculiarities, or other marks of identification. State of the teeth.

1) 3 scar marks (horizontal) on Rt arm
2) Tattoo of Hanuman on Rt forearm

In newly born infants, the length and (if possible), the weight of the body to be recorded together with the state of the hair, nails and umbilical cord, its length, whether placenta is attached or not, if present, its size and condition.

NAD

12. Ex
pc
mi
lo
of
pr
th
Co

13. Fe
or
po
flu
mo

14. Co
of b
dro
abs
to b

Internal Examination—

19. Head—

- (i) Injuries under the scalp, their nature.
- (ii) **Skull**—Vault and base; describe fractures, their sites, dimensions, directions, etc.
- (iii) **Brain**—The appearance of its coverings, size, weight and general condition of the organ itself and any abnormality found in its examination to be carefully noted (weight M. 3 grams F. 2.75 grams).

CLW over Lt occipital region 3x2x2 cm
± subcutaneous bleed. ⊕_{out}

of Lt sided occipital bone present.

Both cerebrum pale on appearance.
Hemorrhage seen at occipital region 6x8 cm.

20. Thorax—

- (a) Walls, ribs, cartilages
- (b) Pleura
- (c) Larynx; Trachea and Bronchi.
- (d) ~~Right~~ Lt Lung
- (e) ~~Left~~ Right Lung
- (f) Pericardium
- (g) Heart with weight
- (h) Large vessels
- (i) Additional remarks.

Normal

Congested.

pale on appearance

pale and ± laceration at lower lobe
± bleeding.

pale on appearance

pale

pale, rt heart filled ± blood

filled ± blood

road

R/o.

arga

am

nited

nst the
tigation

Police
tamirt

15. Injuries to external genitals. Indication of purging.

No purging. Crush injury over scrotum, testis has crush injury.

16. Position of limbs— Especially of arms and of fingers in suspected drowning the presence or absence of sand or earth within the nails or on the skin of hands and feet.

Lt arm semiflexed, Rt arm parallel to body. Both lower limbs straight.

17. Surface wounds and injuries— Their nature, position, dimensions (measured) and directions to be accurately stated—their probable age and causes to be noted.

If bruises be present what is the condition of the subcutaneous tissues?

(N.B.—(When injuries are numerous and cannot be mentioned within the space available they should be mentioned on a separate paper which should be signed).

18. Other injuries discovered by external examination or palpation as fractures etc.

- 1) CLW over Lt side occipital region of head 3 x 2 x 2 cm.
- 2) Abrasion of Lt side of Abd 8 x 6 cm
- 3) Abrasion over Lt side of chest 6 x 6 cm
- 4) Abrasion over Rt side face 2 x 2 cm
- 5) Abrasion over Rt side forehead 2 x 1 cm
- 6) CLW over Rt side angle of mouth 1 x 1 cm
- 7) Abrasion over Lt elbow 5 x 1 cm, 3 x 2 cm
- 8) Abrasion over Rt wrist 2 x 2 cm
- 9) Abrasion over Rt shoulder 2 x 3 cm
- 10) Abrasion over Rt side back of chest 3 x 3 cm
- 11) Abrasion over Rt side thigh (lat) 6 x 3 cm
- 12) Swelling over Rt thigh 10 x 8 cm
- 2 # femur at upper 1/3
- 13) compound # of Lt leg 2 CLW 3 x 3 cm
- 14) crush injury over scrotum & testis crush injury.

- 1) # occipital bone
- 2) # Rt femure at upper 1/3

(a) Can you say definitely that the injuries shown against serial Nos. 17 and 18 are ante mortem injuries?

Yes.

(iii)

20. Tho

(a)

(b)

(c)

(d)

(e)

(f)

(g)

(h)

(i)

*Spine and Spinal Cord— Not opened

Opinion as to the cause
probable cause of death.

As per my opinion cause of death
of deceased is due to head injury &
hemothorax & hemorrhagic shock

Dated 30/3/2018.

[Signature]
Medical Officer
(Signature)

*The Spinal Cord need not be examined unless there are any indications of disease, Strychnia poisoning or injury.
Note—The report must be written and signed immediately after the examination. Medical Officers will at once despatch a duplicate copy to the Civil Surgeon of their district for record in his office.
Great care should be taken not to cut the viscera before they have been inspected *in situ*.

21. Abdomen—

Walls *Abrasion present*

Peritoneum *NAD*

Cavity *is ~~is~~ normal*

Buccal Cavity, teeth, tongue and Pharynx. *$\frac{8}{8} / \frac{8}{8}$, tongue inside mouth*

Desophagus *pale*

Stomach and its contents *pale, hemorrhages present at fundus of stomach & semiliquid food particles*

Small intestine and its contents. *pale*

Large intestine and its contents. *pale*

Liver (with weight) and gall bladder. *pale*

Pancreas and Suprarenals *pale*

Spleen with weight *pale*

Kidneys with weight *pale*

Bladder *NAD*

Organs of generations *Crush injury to testis (bilater.)*

Additional remarks with where possible, medical officer's deduction from the state of the contents of the stomach as to time of death and last meal.

State which viscera (if any) have been retained for chemical examination and also quote the numbers on the bottles containing the same.

Not preserved

Dated 30

*The Sp
Note—
des
Great

29/1

29/1

29/1

No.

20

Place Dispensary
Civil Hospital

R. H. Naigalon

20

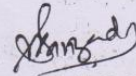
Forwarded to the Police Sub-Inspector

P. S. Ramtirth Tq, Biloli

for information with reference to his No.

of 30/3/2018.

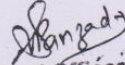
2: Viscera has been preserved. It may please be stated *Immediately* whether examination by the Chemical Analyser is necessary or it is to be destroyed. *not preserved*



Civil Surgeon or M. M. S. Officer
Medical Officer
Rural Hospital Naigaon
Tq. Naigaon Dist. Nanded.

Copy forwarded with compliments to the Civil Surgeon,

for information.



Medical Officer
Rural Hospital Naigaon
Tq. Naigaon Dist. Nanded.

Seen and examined by the Civil Surgeon,

20

on

Remarks of the Civil Surgeon,

(if any)

Civil Surgeon