

FORM COMP AA
(sec Rules 253 (c), 254 (c) (iii), 254 (80 255 (1) (iv))
REPORT ABOUT THE MOTOR VEHICLES ACCIDENTS

1	Name of the Police Station	Vimantal dist Nanded
2	CR.NO./TAR No./SDE No.	155/2022 U/s 279,337,338,304(a) of IPC r/w 134,177,184 mv act
3	Date, Time and Place of the accident.	26/04/2022 at 11.30 hrs Nanded to Hingoli road near Maltekadi Nanded tq. dist. Nanded
4	Name of the Injured / Deceased	Indubai Shivanand Dange age 25 year r/o Jawala tq. Mudkhed dist. Nanded
5	Name of Hospital to Which he/she was removed	Govt. Hospital Nanded
6	Number of vehicles and type of the vehicle	MP 30 P 0430 Travels
7	Name and address of the Driver of the vehicle with particulars or Driving License of the said Driver and the address of the Issuing Authority of the said Driving License. The number of Badge in case of Public Service Vehicle and the address of the Issuing Authority of the said Badge.	Ramesh Sukya Thakur age 38 year r/o Tawarbedi tq Barwaha dist. Khargone M.P MP 10 D 2021.0123130 RTO Khargone MP
8	Name and Address of the Owner of the vehicle as it stands on the date of the accident.	Mohanlal Vyas r/o Old Mondha Nanded tq dist. Nanded
9	Name and address of the insurance Company with whom the vehicle was insured and the Divisional office of the said insurance Company.	United India Insurance Company Ltd.
10	Number of Insurance Policy / Insurance Certificate and the date of Validity of the insurance Policy / Insurance Certificate.	2306003121P112130979 28/02/2023
11	Action taken if any and the result there of	An offence has been registered against the accused. After completion of investigation Charge-sheet has been submitted.

Inspector of Police
Police Station Vimantal
Dist Nanded (M.S)

जवाब

दि. 26/04/2022

मी चंद्रशेखर गोविंदराव मोरे, वय 30 वर्ष, व्यवसाय-
सज्जरी, रा. त्रिपुर, ला. जि. नांदेड, फोन 8766580492

सामस सज्जरी दवाखाना विष्णुपुरी नांदेड कपड्यात
काडा मध्ये कॅडमीर कासनाला यिचाले यकळ जबाबदारी
दि. मी यदीप ठिकणचा राहणारा त्रिपुर सज्जरी युरलो काही
दोघे माउ व दोघ वहीन काहेत. मयल इंदु ही माझी वहीन काहे

काळ दि. 26/04/2022 रोजी सज्जरी मी माझी
वहीन इंदु व श्रीवानंद डोंगे, आवजी श्रीवानंद मारोली डोंगे
मीसे माझी सुपर स्पलेटर सुमांडु MH24/A16733 कळवहीगीस
दवाखान्यात दाखविण्यासाठी त्रिपुर येथुन नांदेड येथे जाण्या
साठी यिचालो सोटार सायबुल आवजी श्रीवानंद हे चालवत लेते
त्यांचे मागे मी व माझे मागे वहीन इंदु वसली होतो काही
माला इंडमळ पेट्रोल पंप येथे गाडीन पेट्रोल भरुन यतल रोडवर
येत कासनाला सज्जरी येथे कांदामे 1130 वाजलाचे सुमारस काही
सोटा सायबुलवर गीचे जात कासलेले सोटार सायबुलचे पाठीमागुन
मांडेड-उडे येथे येवारी सम्राट्टरुस सुमांडु MH 36/P0430
चे चालवुन त्याची ट्रुसलस ह्यगाईने मी-धाव वेगान भायवुन
काही जात कासलेले सोटार सायबुलला पाठीमागुन जोदना
घडुन दिली त्यान काही याली पडल्याने वहीन इंदु हीचे
ट्रुसलसचे टायर गेल्याने ती नागीच मृन्ध पावली. त्यान माझे
आवजी श्रीवानंद डोंगे यांचे उजव्या पायाला मार लावुन
पुंयपर झाले, त्याने डोक्यास पज-जबर दुखापत झाली
व ने येहेश झाले. झाले कपड्यात माझे उजव्या पायाचे
पिंडरी जवळ मार लावुन पुंयपर झाले. तसेच डोक्यात डावे
कात्रस मार लागल्याने ताडे पडले काहेत. आमचे दोघावा
सक्या सद. विष्णुपुरी नांदेड येथे उपचार चालु काहे


मी न
consum
ment
at time of
signature
28/14/22

तरी दि. 26/04/2022 रोजी सज्जरी 1130 वा

वाजनाचे कुमारास सीमा दुरुल्ला कु MH 30/P 0430चे
 चालवणे त्याची दुरुल्ला ह्यागई व किल्लुसगी पकेचालवुन
 आहीजात कसलेले मोटार सायकल कु MH 26/A 7 6733
 ला कडडु दिली त्यात सी व सावजी शिवानंद डोंगे कडे जखमी
 इनालो वही इंडु मारण-पावली. यादीप दुरुल्ला चालवु हा
 इंडु हिचे मारणावस व आहत्या जखमी होव्यास आनीकु
 ठरला आहे. लदी त्याचेवा मोम्म ली आवाइ ठरवी.

साक्षा वदीप जखाम साझे सांगणे सदाचे 1 मिडीया
 वाचुन दाखवला सांगणे सदाचे बोरोर व यारा आहे

समक्ष




हाजबाव दिळ

पत्रकाल

पोलीस उप निरीक्षक

पो. स्टे. विमानतळ नांदेड

दि. 26/04/2022 रोजी वेळ 19:24 वा. स्टे. डा. डा. वर
 सुरन 155/2022 कलम 279, 304 (A), 337, 338 आदली
 व सहकलम 134, 177, 184 मो. वा. स. प्रमाणे मा. पो. नि.
 साहेब यांचे आदेशाने गुन्हा दाखल करुन पुणेन तपास
 कामी पोउपनि/डी गोड यांचेकडे दिला.


 पोलीस ठाणे अंमलदार
 पो. स्टे. विमानतळ नांदेड

जबाब

दि. २३/०८/२०२२

मी चंद्रकांत गोंविंदराव मोरे वय-३० वर्षे व्यवसाय-मजुरी रा.त्रिकुट ता.जि. नांदेड
मो.८७६६५८०४९२.

समक्ष पोलीस ठाणे विमानतळ नांदेड येथे येवुन विचारलेवरुन जबाब देतो की, मी वरील ठिकाणचा राहणारा असुन मजुरी करतो आम्ही दोघे भाऊ व दोन बहीण आहेत. मयत इंदु ही माझी बहीण आहे.

दि. २६/०४/२०२२ रोजी सकाळी मी माझी बहीण इंदु शिवानंद ऊर्फ शिवाजी डांगे भावजी शिवानंद ऊर्फ शिवाजी मारोती डांगे असे माझी सुपर स्पलेंडर क्रमांक-एम.एच-२६ ए.जी-६७३३ बरुन बहीणीस दवाखान्यात दाखवण्यासाठी त्रिकुट येथुन नांदेड येथे जाण्यासाठी निघालो. मोटार सायकल भावजी चालवत होते त्याचे मागे मी व माझे मागे बहीण इंदु बसली होती. आम्ही माला इंडियन पेट्रोल पंप येथे गाडीत पेट्रोल भरुन परत रोडवर येत असताना सकाळी वेळ अंदाजे ११.३० वाजताचे सुमारास आम्ही मोटार सायकलवर तिघे जात असलेले मोटार सायकलचे पाठीमागुन नांदेडकडे येथे येणारी शर्मा ट्रॅव्हल्स क्रमांक- एम पी-३० पी-०४३० चे चालक रमेश सुकया ठाकुर यांने त्याची ट्रॅव्हल्स हयगयी ने भरधाव वेगात चालवुन आम्ही जात असलेले मोटार सायकलला पाठीमागुन जोराची धडक दिली त्यात आम्ही खाली पडल्याने बहीण इंदु हीचेवरुन ट्रॅव्हल्सचे टायर गेल्याने ती जागीच मृत्यु पावली त्यात माझे भावजी यांचे उजव्या पायाला मार लागुन फ्रॅक्चर झाले.त्याचे डोक्यास पण जबर दुखापत झाली व ते बेहोश झाले. अपघातात माझे उजव्या पायाचे पिंडरीजवळ मार लागुन फ्रॅक्चर झाले. तसेच डोक्यात डावे बाजुस मार लागलेने टाके पडले होते.त्यानंतर माझे भावजी हे उपचारादरम्यान मयत झाले आहेत.

माझा जबाब माझे सांगणे प्रमाणे टंकलिखित केला असुन तो खरा व बरोबर आहे.

समक्ष

म्हणुन सांगतो.



घटनास्थळ पंचनामा/गुन्ह्याच्या तपशिलाचा नमुना

CRIME DETAILS FORM

1. राज्य-महाराष्ट्र- जिल्हा ठाणे पोलीस ठाणे विमानतळ वर्ष 2022 पहिली खबर क्र./कार्यवाही क्र 1152 दिनांक 26/04/22

State District P.S. Year FIR No. Date

2. अधिनियम व कलमे Acts and Section

3. A) घटनेचे ठिकाण दाखविणाऱ्याचे नाव पत्ता - Place of occurrence shown by:

नाव अमरा डोविदास मोरे पित्याचे /पतीचे नाव विठ्ठलदास मोरे

Name Father's/Husband's Name

पत्ता- घर नं. गल्ली रस्त्याचे नाव जवळचे प्रसिध्द ठिकाण

Address House no. Ward Name of Road Nearest identifiable place

गाव गल्ली पोष्ट गल्ली तालुका ठाणे जिल्हा ठाणे राज्य महाराष्ट्र

Village. Post. Taluka. Dist. State.

B) घटनास्थळाचा पत्ता- घर नं. गल्ली रस्त्याचे नाव जवळचे प्रसिध्द ठिकाण

Address- House No. Ward Name of road Nearest identifiable place

गाव गल्ली पोष्ट गल्ली पोलीस ठाणे विमानतळ तालुका ठाणे जिल्हा ठाणे राज्य महाराष्ट्र

Village. Post. P.Stn. Taluka. Dist. State

4 गुन्ह्याचा प्रकार (गुन्ह्याच्या सर्व पध्दतीसह) Type of crime :

1) गुन्ह्याचे मुख्य शिर्ष / मथळा हत्या व जिवाबाध गुन्ह्याचे मुख्यशिर्षकाचे वर्गीकरण (गौण शिर्ष मथळा)

Crime Major Head हत्या व जिवाबाध Crime Minor Head काल वाढवणे

3) गुन्हा करण्याची पध्दत (1) Method(s)

(2)

4) गुन्हात वापरलेली वाहने MH-30 P-0430 व MH-26 AQ-6733

Conveyance(s) used

5) केलेले वेशांतर/त्रातावणी Character assumed

6) गुन्हा करताना वापरलेली भाषा Language/Dialect used

7) विशेष वैशिष्ट्ये - 1 Special feature - विशेष वैशिष्ट्ये - 2 Special feature - विशेष वैशिष्ट्ये - 3 Special feature -

8) घटनेच्या ठिकाणाचा प्रकार व ठिकाण (शासकीय इमारत, शेत, रोड, खजगी जागा इत्यादी) Type of place of occurrence मिडिले रस्त्यावर

9) अंतर्भूत मालमत्तेचा प्रकार Type of property involved (Major head of the property of be filled)

1) 2) 3) 4) 5) 6)

घटनेच्या जागेचे वर्णन- (पुढे चालू)

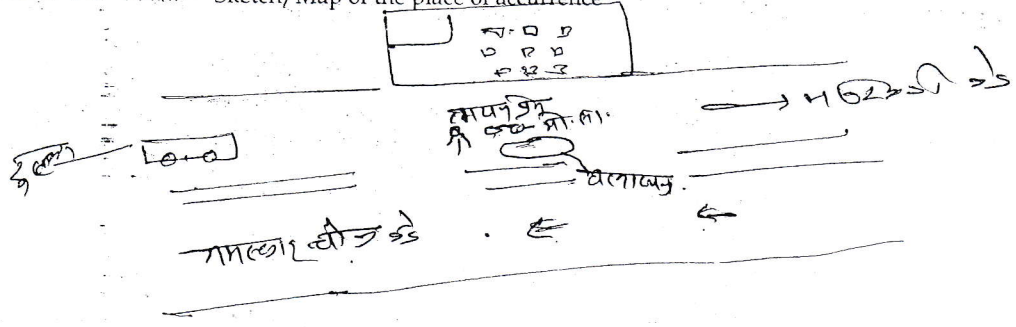
Description of the place of occurrence (Conted.)

त्या चारोत्री माझ्या नावाने मोरागवाळाच्या बाजूला आहे. सध्या
 कपडांना माझी बंधिना जागीव नवरी पावली व गावठाणी
 पाऊल चौकोनी थांबून नव. विठ्ठलजी येथे कोठार आहे वगैरे
 सांगुन वलायत देवाचे
 सादने वलायत देवाचे कोठार त्याच ते
 माळींशी लागून वी जाणारे रडार माळा पश्चिम
 जेथे लागून रडार आहे. साद वलायतने वाळीचे
 जमिनी वलायत रडार मध्यभागी आहे. जागीचे पुढे
 पश्चिमे दिशेने प्रमाणे कपाळापाडु वलायत पुढे दक्षिणे
 दिशेने नैदिकेचा तदनन आहे. बाजूला रडाराचा वलायत
 दिशेने आहे. बाजूला माळा पश्चिमेला आहे वलायतपाडु
 सुद्धा कोठारचे डिवायड आहे त्यापेठे रडार आहे.
 वलायतपाडु येथे पुढे MH-30 P-0420 हांगाची दक्षिणे
 दिशेने साद दक्षिणे त्यापेठे जम आले आहे. त्याच
 प्रमाणे सुद्धा कोठार MH-26 AD-6733 ही मोरागवाळा
 पश्चिमे दिशेने आहे त्याचे जागी व दक्षिणे वाळीचा
 भाग कुठेही दिशेने आहे. रडार जाग्याचे पुढेथे थोडे
 गाविका दिशेने माली डिवायड आहे पश्चिमे जेथेथे वलायत
 रडारा जागेला दिशेने आहे. सादचा रडार व जागेला
 पुढे आहे. विठ्ठलजीचा बाग बाजूला बाजूला दिशेने पश्चिमे वलायत
 बाजूला आहे. साद वलायतपाडु लगेच पश्चिमे दक्षिणे
 जाणारा रडार पुढेथे गावला जोड झुडुन येणारा रडार, दक्षिणे
 डिवायड व गावला रडार आहे जाणारा रडार वलायत माळा
 पश्चिमेपणे.

साद वलायतने कोठार - 19.17531 वर रडारा 17 33872
 आहे आहे.

साद वलायतने पेशवाईच्या उवालीपाडु वलायतने साद
 बाजूला वलायत गावा लायत व वलायत आहे

9 घटनेच्या ठिकाणाचा नकाशा:- Sketch/Map of the place of occurrence



पश्चिम

10 (A) घटनास्थळी फिंगर प्रिंट तज्ञ बोलावले काय/ Wheter finger print Expert call

(B) घटनास्थळी डॉग स्कॉट बोलावले काय/ Wheter Dog scode Expert call

(C) घटनास्थळाचा नकाशा ड्राफ्ट्समन/ आरेखक यांचेकडून काढला काय? होय/नाही नाव-----

Wheter the Sketch/Map prepared by draftsman? Yes/ no

11 घटनास्थळाचे फोटो घेण्यात आले काय? असल्यास फोटो ग्राफरचे नाव व पत्ता:-होय/नाही नाव-----

Whether the Photograph is taken? If yes; Nameand Address of Photographer Yes/ no

12 तपासकामी प्रत्यक्ष पुरावा म्हणून गुन्ह्याच्या जागेवरून मिळविलेल्या /जप्त केलेल्या मालमत्तेचे वर्णन(आवश्यक वाटल्यास स्वतंत्र कागद जोडावा)

Description of physical evidence from the scene of crime for the property recovered/seized for the purpose of investigation (Attach sepret sheet if require)

1) 20,00,000/- = 20 लाख रुपये किंवा 20 लाख रुपये मधील 1000 रुपये - 30 रुपये - 0530
 ठिकाण, समाविष्ट कायदा SHARDA अर्थ
 लिमिटेड 25-वा. डि. अ.

13 घटनास्थळाला भेट दिल्याची /पंचनाम्याची दिनांक व वेळ:-

Date and time of visit to the place of occurrence

दिनांक 26-10-2022 वेळ 12:15 ते 13:15 पर्यंत

Date Time To

1 पंचाचे नाव व सही सहाय्यक सीएच अड्डे अज-45 अज रा. अड्डे सही प्रवृ
 Witness Name and address रा. अड्डे

2 पंचाचे नाव व सही रा. अड्डे अज-28 अज सही प्रवृ
 Witness Name and address रा. अड्डे रा. अड्डे

आरोपीची सही (हजर असल्यास)-----

Sign of accused (if present)
 ठिकाण Place रा. अड्डे

दिनांक Date 26/10/22

तपासक अंमलदाराची सही

Sign of Investigating Officer

नाव-Name रा. अड्डे

हुद्दा-Rank प.स.

नेमणुक वि. अड्डे

MUPM, NO. 414/2022.

JPN (O-127)-9-2008-5,00,000 Bks./4 lvs. --PA4*
G.P., G.D., No. 733/33, dated 16-6-41 and
G.R., H. and L.G.D. No. 733/33, dated 11-12-47,
Vide Surgeon General with the Govt. of Maharashtra, Bombay's
Letter No. FRM/1462/19357/1, dated 4-7-62.]

C. M. 67 e.

DT - 27/4/2022.

Memorandum of a post-mortem examination held at Dr. SCGMC, Nanded.

Dispensary
Hospital

on the dead body of Shivaji Mantrao
Dange

Village of Jawla,
City

Taluka Mudkhed District Nanded

by Dr. A. B. Mishra.

I. General Particulars-

1. (a) By whom was the
corpse sent?

NPC - Deshmukh, B.no - 637.
PS - Yimatol, Nanded.

(b) Name of place from
which sent.

Dr. SCGMC, Nanded.

(c) Distance of place
from which sent.

2. By whom was the corpse
brought?

NPC - Deshmukh, B.no - 637.

3. By whom identified

4. The date, hour and minute
of its receipt

11:21 am

27/04/2022.

(a) The date, hour and
minute of beginning
post-mortem examination

11:40 am

(b) The date, hour and
minute of Ending
post-mortem examination

12:40 pm

5. Substance of accompa-
nying Report from Police
Officer or Magistrate,
together with the date of
death if known. Supposed
cause of death or reason
for examination

As per police inquest & requisition letter
history of RTA and died during treat-
ment on 27/04/2022 at 00:30 hrs.
Supposed cause of death - accident.

- 6. If not examined at Dispensary or Hospital-
 - (a) Name of place where examined
 - (b) Distance of Dispensary or Hospital
 - (c) Reason why the body was not sent to the Dispensary or Hospital.

} Not applicable.

II. External Examination-

- 7. Sex, apparent age, race or caste

Male, 30 yrs.

Description of clothes and of ornaments on the body

White printed shirt, white pant, black underwear, red waist thread, silver kada in right forearm.

- 8. Condition of the clothes - Whether wet with water, stained with blood or soiled with vomit or foecal matter

shirt & pant soaked and stained with blood.

- 9. Special marks on the skin such as Scars, tattooing etc. any malformations peculiarities, or other marks of identification. State of the teeth.

Body identified by NVC on dent. Teeth - 16/16, intact.

In newly born infants, the length and (if possible) the weight of the body to be recorded together with the state of the hair, nails and umbilical cord, its length whether placenta is attached or not, if present, its size and condition.

- Not applicable.

10. Condition of body- Whether well-nourished, thin or emaciated. warm or cold

Average built, cold.

11. Rigor Mortis- Well-marked, slight or absent; whether present in the whole body or part only.

Well marked in whole body.

12. Extent and signs of decomposition, presence of post-mortem lividity on buttocks, loins, back and thighs or any other part. Whether bullae present and the nature of their contained fluid. Condition of the cuticle.

No signs of decomposition. Post mortem lividity present over posterior aspect of body except pressure areas, fixed.

13. Features- Whether natural or swollen, state of eyes, position of tongue; nature of fluid (if any) oozing from mouth, nostrils or ears.

Facial features - identifiable. Eyes - closed, spectacle hematoma present around left eye. Tongue - inside mouth. Red film arising from ears. No oozing from mouth & nostrils.

14. Condition of skin-Marks of blood etc. In suspected drowning the presence or absence of cutaneous anserina to be noted.

Old blood staining present over body at places.

15. injuries to external genitals. - No injury.
Indication of purging. - No purging.

16. Position of limbs-

Especially of arms and of fingers in suspected drowning the presence or absence of sand or earth within the nails or on the skin of hands and feet.

- straight.

- 1) Contusion with swelling over occipital region of size 6cm x 3cm, blue.
 - 2) Abrasion present over right arm anterior lateral aspect upper part of size 4cm x 0.5cm, red.
 - 3) Graze abrasion present over shoulder posterior aspect of size 8cm x 4cm, directed upwards, red.
 - 4) Graze abrasion present over left forearm anterior-lateral aspect upper part of size 12cm x 6cm, directed medially downwards, red.
 - 5) Multiple small abrasions present over right elbow & forearm of sizes varying from 0.5cm x 0.5cm to 2cm x 1cm, in area of size 10cm x 8cm, red.
 - 6) Graze abrasion present over right scapular region of size 6cm x 4cm, directed upwards medially, red.
 - 7) Graze abrasion present over back in lower part on right side of size 7cm x 5cm, directed downwards, red.
- * further injuries mentioned on separate sheet.

17. Surface wounds and injuries-

Their nature position, dimensions (measured) and directions to be accurately stated-their probable age and causes to be noted.

If bruises be present what is the condition of the subcutaneous tissues?

(N.B.- (When injuries are numerous and cannot be mentioned within the space available they should be mentioned on a separate paper which should be signed)

18. Other injuries discovered by external examination or palpation as fractures etc.

- fracture right Humerus in lower 1/3rd part.

(a) Can you say definitely that the injuries shown against serial Nos. 17 and 18 are ante mortem injuries.

- Yes, Ante mortem.

MLPM. No. 611/2022

DT - 27/04/2022

Continuation sheet for column no. 17.

- 8) Sutured wound present over right leg lower part over antero-medial aspect of size 12 cm in length with 13 sutures present in situ underlying bone (fractured).
- 9) Gmze abrasion present over right knee of size 6 cm x 3 cm, directed downwards, red.
- 10) Gmze abrasion present over left leg antero medial aspect of size 6 cm x 2 cm, directed medially downwards, red.
- 11) Gmze abrasion present over dorsum of left foot of size 3 cm x 2 cm, directed laterally downwards, red.

G.

[Dr. G. B. Mishra]

Resident Doctor
Dept. Of Forensic Medicine
Dr. S.C. Govt. Medical College.
Vishnupuri, Nanded - 431606

III Internal Examination-

19. Head-

(i) Injuries under the scalp, their nature

→ Under scalp hematoma about 30 gms present with contusion over parieto-occipital region, also red.

(ii) Skull- Vault and base- describe fractures, their sites, dimensions, directions, etc.

→ sutural fracture present over lambda suture margin extending forward onto left temporal bone then into base of skull with left anterior cranial fossa fracture obliquely, fracture margin irregular, infiltrated with blood. Meninges - intact.

(iii) Brain- The appearance of its covering, size, weight and general condition of the organ itself and any abnormality found in its examination to be carefully noted (weight M. 3 grams F.2.75 grams)

subdural hematoma about 30 gms present all over both cerebral hemisphere, diffuse subarachnoid haemorrhage present. Basal ganglia, haemorrhage present over basal ganglia both temporal & right parietal frontal lobes.

20. Thorax-

(a) Walls, ribs, cartilages - intact.

(b) Pleura - intact.

(c) Larynx, Trachea and Bronchi - intact, no foreign body.

(d) Right Lung } oedematous, congested.

(e) Left Lung }

(f) Pericardium - intact.

(g) Heart with weight } intact, blood & blood clots present.

(h) Large Vessels

(i) Additional remarks.

nil.

21. Abdomen

- Walls
- Peritoneum
- Cavity

} Intact, no free fluid.

Buccal Cavity, teeth, tongue and Pharynx.

Oesophagus

} intact, no foreign body.

Stomach and its contents

Small intestine and its contents.

Large intestine and its contents.

→ About 500 ml yellowish food m
 at present, no abnormal s
 mucosa intact
 } partly loaded with faeces &
 gases.

Liver (with weight) and gall bladder.

Pancreas and Suprarenals

Spleen with weight

Kidneys with weight

Bladder - empty.

} Intact, congested.

Organs of generations - intact.

Additional remarks with - not commentarble.
 where possibel, medical
 officer's deduction from the
 state of the contents of the
 stomach as to time of death
 and last meal.

State which viscera (if any) - viscera not preserved.
 have been retained for
 chemical examination and
 also quote the numbers on
 the bottles containing the
 same.

D.
pc
No
Gr

22. *Spine and Spinal Cord-

Intact, not opened.

Opinion as to the cause
probable cause of death

"Head injury with fracture
right tibia"

rate
me

5

CA.

(Dr. G. B. Mishra)

Resident Doctor
Dept. Of Forensic Medicine
Dr. S. C. Govt. Medical College.
Vishnupuri, Nanded-431806

Dated 27/4/2022.

(Signature)

*The Spinal Cord need not be examined unless there are any indications of disease, Strychnia poisoning or injury.

Note- The report must be written and signed immediately after the examination. Medical officers will at once despatch a duplicate copy to the Civil Surgeon of their district for record in his office.

Great care should be taken not to cut the viscera before they have been inspected in situ.

MLPM, No. 414/2022.

20

DT- 27/04/2022.

Place Dispensary Dr. SCMC, Nanded. 20
Civil Hospital

forwarded to the Police Sub-inspector P.S. - Vimanjal, Nanded.

for information with reference to his No. 1/MLC/TP/2022 of 26/4/2022.

2. Viscera has been preserved. It may please be stated **Immediately** whether examination by the Chemical Analyser is necessary or it is to be destroyed.

(A-

[Dr. G.B. Mishra]

Resident Doctor ~~Civil Surgeon or M. M. S. Officer~~
Dept. Of Forensic Medicine
Dr. S.C. Govt. Medical College.
Vishnupuri, Nanded-431606

Copy forwarded with compliments to the Civil Surgeon.

for information



M. S. Officer

Seen and examined by the Civil Surgeon,
20

on

Remarks of the Civil Surgeon,

(if any)

Civil Surgeon

MUM-30. 4/2/2022.

DT - 26/4/2022.

CJPN (O-127)-9-2008-5,00,000 Bks./4 lvs. -PA4*
G. P., G. D., No. 733/33, dated 16-6-41 and
G.R., H. and L.G.L. No. 733/33, dated 11-12-47,
Vide Surgeon General with the Govt. of Maharashtra, Bombay's
Letter No. FRM/1462/19357/1, dated 4-7-62.]

C. M. 67 e.

Memorandum of a post-mortem examination held at Dr. SCAMC, Mandad, Dispensary
Hospital

on the dead body of Indubai Shivaram Village
Dange of Jawla
City

Taluka Mandhad District Mandad by Dr. R. D. AWASARE
Dr. C. B. MATHAN.

I. General Particulars-

1. (a) By whom was the corpse sent? PSI - P. B. Gaud
PS - Vimaltal, Mandad.
- (b) Name of place from which sent. Dr. SCAMC, Mandad
- (c) Distance of place from which sent.
2. By whom was the corpse brought? PHC - KANBHE, B-70-1986.
3. By whom identified
4. The date, hour and minute of its receipt 4:25 PM
- (a) The date, hour and minute of beginning post-mortem examination 5:00 PM
- (b) The date, hour and minute of Ending post-mortem examination 6:00 PM

26/04/2022.

5. Substance of accompanying Report from Police Officer or Magistrate, together with the date of death if known. Supposed cause of death or reason for examination
As per police request & requisition re for history of died in road traffic accident on 26/4/2022. Supposed cause of death - accident.

- 6. If not examined at Dispensary or Hospital-
 - (a) Name of place where examined
 - (b) Distance of Dispensary or Hospital
 - (c) Reason why the body was not sent to the Dispensary or Hospital.

} not applicable.

II. External Examination-

- 7. Sex, apparent age, race or caste
- Description of clothes and of ornaments on the body

Female, 25 yrs.

Green saree, red pattern, brown blouse

- 8. Condition of the clothes - Whether wet with water, stained with blood or soiled with vomit or foecal matter

clothes soaked & stained with blood.

- 9. Special marks on the skin such as Scars, tattooing etc. any malformations peculiarities, or other marks of identification. State of the teeth.

- Body identified by PC on duty.
Teeth - 16/16, intact

In newly born infants, the length and (if possible) the weight of the body to be recorded together with the state of the hair, nails and umbilical cord, its length whether placenta is attached or not, if present, its size and condition.

- not applicable.

10. Condition of body-
Whether well-nourished, thin
or emaciated. warm or cold

Average BWTA, cold.

11. Rigor Mortis- Well-marked,
slight or absent; whether
present in the whole body or
part only.

Well marked, present in the
whole body.

12. Extent and signs of decom-
position, presence of post-
mortem lividity on buttocks,
loins, back and thighs or any
other part. Whether bullae
present and the nature of
their-contained fluid.
Condition of the cuticle.

No signs of decomposition,
lividity present over posterior
aspect of body except pressure
areas, not fixed.

13. Features- Whether natural
or swollen, state of eyes,
position of tongue; nature of
fluid (if any) oozing from
mouth, nostrils or ears.

Facial features - identifiable.
Eyes - open, cornea hazy.

Tongue - inside mouth.

No oozing from mouth & nostrils
red blood ooze from both
ears.

14. Condition of skin-Marks
of blood etc. In suspected
drowning the presence or
absence of cutaneous
the be noted.

dried blood stains present at
to level of float & cold
places.

15. Injuries to external genitals. - No injury.
Indication of purging. - No purging.

16. Position of limbs -
Especially of arms and of fingers in suspected drowning the presence or absence of sand or earth within the nails or on the skin of hands and feet.

→ Right upper limb semi flexed at elbow. other limbs straight

→ i) lms injury present over head involving whole scalp, underlying bone fractured in pieces, dvm, brain matter missing, base of skull fractured into pieces, marring, infiltration with blood, red.

17. Surface wounds and injuries- Their nature position, dimensions (measured) and directions to be accurately stated-their probable age and causes to be noted.

ii) abrasion present over front of site 16 cm x 10 cm, red.

If bruises be present what is the condition of the subcutaneous tissues?

iii) Bruise abrasion present over left knee on front of site 3 cm x 2 cm & 3 cm x 5 cm, directed upwards, red.

(N.B.- (When injuries are numerous and cannot be mentioned within the space available they should be mentioned on a separate paper which should be signed)

iv) Bruise abrasion present over left elbow & site 3.5 cm x 2 cm, directed upwards, red.

v) Multiple bruise abrasion present over dorsal of left hand, in an area of size 07 x 04, directed upwards, red.

18. Other injuries discovered by external examination or palpation as fractures etc.

- fracture right radius & ulna shaft

(a) Can you say definitely that the injuries shown against serial Nos. 17 and 18 are ante mortem injuries.

- Yes, Antemortem.

III Internal Examination-

19. Head-

- (i) Injuries under the scalp, their nature
- (ii) **Skull**- Vault and base- describe fractures, their sites, dimensions, directions, etc.
- (iii) **Brain**- The appearance of its covering, size, weight and general condition of the organ itself and any abnormality found in its examination to be carefully noted (weight M. 3 grams F.2.75 grams)

Refer to injury no. of 17 column no. 17.

4
,
r
,
A
v
aged
Wax,
n
A
2227
L
>
w
m,
eyef
7
re-

20. Thorax-

- (a) Walls, ribs, cartilages INTACT.
- (b) Pleura - INTACT.
- (c) Larynx, Trachea and Bronchi - INTACT, no foreign body.
- (d) Right Lung } oedematous, pale.
- (e) Left Lung }
- (f) Pericardium - INTACT.
- (g) Heart with weight } INTACT, scanty blood & blood clots present.
- (h) Large Vessels }
- (i) Additional remarks. nil.

21. Abdomen-

Walls

Peritoneum

Cavity

} Intact, no free fluid,

Buccal Cavity, teeth, tongue and Pharynx.

} Intact

Oesophagus

Stomach and its contents

Small intestine and its contents.

Large intestine and its contents.

→ About 500 ml yellowish thin (food material) present, no abnormal smell, mucus intact.

} partly loaded with faeces & gases

Liver (with weight) and gall bladder.

Pancreas and Suprarenals

Spleen with weight

Kidneys with weight

} Intact, pale.

Bladder

- empty

Organs of generations

- uterus - intact, non pregnant

Additional remarks with where possible, medical officer's deduction from the state of the contents of the stomach as to time of death and last meal.

- Not commentable.

State which viscera (if any) have been retained for chemical examination and also quote the numbers on the bottles containing the same.

- viscera not preserved.

22. *Spine and Spinal Cord-

7
INTACT, not opened

Opinion as to the cause
probable cause of death

" HEAD INJURY "

1
10
3
1

Dr. R.D. AWASTHI

Resident Doctor
Dept. Of Forensic Medicine
Dr.S.C.Govt.Medical College,
Vishnupuri, Mandla-431006

G.

(Dr. A.B. MISHRA)

Resident Doctor
Dept. Of Forensic Medicine
Dr.S.C.Govt.Medical College,
Vishnupuri, Mandla-431006

107

Dated 21/5/2022

(Signature)

*The Spinal Cord need not be examined unless there are any indications of disease, Strychnia poisoning or injury.

Note- The report must be written and signed immediately after the examination. Medical officers will at once despatch a duplicate copy to the Civil Surgeon of their district for record in his office.
Great care should be taken not to cut the viscera before they have been inspected in situ.

MUM. No. 412/2022

DT - 26/11/2022

Dispensary
Place _____
Civil Hospital

Dr. SCMC, Nanded, 20

forwarded to the Police Sub-inspector P.S - Virman Tal, Nanded,

for information with reference to his No. FMCU/2230/22 of 26/11/2022

2. Viscera has been preserved. It may please be stated **Immediately** whether examination by the Chemical Analyser is necessary or it is to be destroyed.

Ca.

Dr. G.B. Nisham

f

Dr. R. D. Awasthi


~~Civil Surgeon or M. M. S. Officer~~

Resident Doctor
Dept. Of Forensic Medicine
Dr. S.C. Govt. Medical College
Vishnupuri, Nanded-431200
Copy forwarded with comments to the Civil Surgeon.

Resident Doctor
Dept. Of Forensic Medicine
Dr. S.C. Govt. Medical College
Vishnupuri, Nanded-431200
for information

M. M. S. Officer

Seen and examined by the Civil Surgeon,
20
Remarks of the Civil Surgeon,



on

Civil Surgeon

Medico Legal (injury) Certificate

No. MLC/

/of20

Office of the

Name of the Patient Chandrakant Govindrao More R/o Takel Tq. of Nandur Dr. S. C. G. M. C. & Hospital

Brought by MH 14 CL 2845, 108 Ambulance of P.S. Vishnupri, NANDED

Refered by P.S. Vishnupri Date and time of Exam. 26.5.22 No. 010

Marks of identification 12.41 pm Date: 26.5.22 Police Station Vishnupri, NANDED

1 2 In patient/Admission Discharge/O.P.D.



Kind of Injury	Measurements	Part of Body	Simple or Grievous	Weapon	Age of Injury	Remarks
Contused lacerated wound	3x1x1 cm	occipital region	Simple	Hard & blunt	<24 hr	Patient is treated on I.P.D basis. admitted in orthopaedic ward, treated by surgeon.
Blunt trauma	-	(RT) leg (Right distal third tibia fibula shaft fracture.)	Grievous	Hard & blunt	<24 hr	

Dr. T. G. Pohare
9511269841

Medical Officer
Dr. Shankarrao Chaurse
Medical College & Hospital